

---

# COUNTY AUDITOR

**TARRANT COUNTY FINANCIAL STATEMENTS**  
**FOR THE MONTH OF JULY 2023**



**TARRANT COUNTY, TEXAS**

---

**Kimberly M. Buchanan, CPA**  
Tarrant County Auditor

**Linda R. Castillo**  
First Assistant County Auditor



**Office of the Tarrant County Auditor**  
100 E. Weatherford, Room 506  
Fort Worth, Texas 76196-0103

Phone (817) 884-1205  
Fax (817) 884-1104

September 19, 2023

The Honorable District Judges  
The Honorable Commissioners Court  
Tarrant County, Texas

RE: County Auditor's July 2023 Financial Reports

I herewith submit the financial report of Tarrant County, Texas as of and for the ten months ending July 31, 2023.

If you have any questions concerning this report or the financial well-being of the County, please call.

Sincerely,

A large black rectangular box redacts the signature of Kimberly M. Buchanan. A handwritten flourish is visible to the right of the box.

Kimberly M. Buchanan, CPA  
County Auditor

**TARRANT COUNTY, TEXAS**  
**COMBINED BALANCE SHEET**  
**GOVERNMENTAL FUNDS**  
**AS OF 7/31/2023**

<u>COMBINED TOTAL</u>		<u>GENERAL</u>	<u>ROAD &amp; BRIDGE</u>	<u>DEBT SERVICE</u>
<b>ASSETS</b>				
\$1,155,989,329.27	CASH AND INVESTMENTS	\$293,692,349.36	\$19,838,451.17	\$2,070,996.15
5,458,245.65	TAXES RECEIVABLE (NET)	5,043,441.29	0.00	414,804.36
14,193,145.43	OTHER RECEIVABLES (NET)	3,881,421.05	28,769.82	0.00
3,884,367.13	FEE OFFICE RECEIVABLE	3,884,367.13	0.00	0.00
28,494,957.17	DUE FROM OTHER FUNDS	28,494,957.17	0.00	0.00
381,576.89	ADVANCE TO ENTERPRISE FUND	0.00	0.00	0.00
3,852,012.31	PREPAID EXPENSES AND INVENTORY	846,161.38	651,689.57	0.00
<u>\$1,212,253,633.85</u>	<b>TOTAL ASSETS</b>	<u>\$335,842,697.38</u>	<u>\$20,518,910.56</u>	<u>\$2,485,800.51</u>
<b>LIABILITIES</b>				
\$14,335,508.43	ACCOUNTS PAYABLE	\$3,790,209.52	\$486,848.96	\$0.00
29,841,530.94	OTHER LIABILITIES	26,593,634.40	433,702.69	0.00
28,494,957.17	DUE TO OTHER FUNDS	0.00	0.00	0.00
269,029,010.87	UNEARNED REVENUE	0.00	0.00	0.00
341,701,007.41	<b>TOTAL LIABILITIES</b>	30,383,843.92	920,551.65	0.00
<b>DEFERRED INFLOWS OF RESOURCES</b>				
5,458,245.65	UNAVAILABLE REVENUE - PROPERTY TAXES	5,043,441.29	0.00	414,804.36
3,884,367.13	UNAVAILABLE REVENUE - FEE OFFICE	3,884,367.13	0.00	0.00
0.00	UNAVAILABLE REVENUE - OTHER	0.00	0.00	0.00
797,350.18	DEFERRED LEASE INFLOW	797,350.18	0.00	0.00
10,139,962.96	<b>TOTAL DEFERRED INFLOWS OF RESOURCES</b>	9,725,158.60	0.00	414,804.36
<b>FUND BALANCES</b>				
860,412,663.48	<b>FUND BALANCES</b>	295,733,694.86	19,598,358.91	2,070,996.15
860,412,663.48	<b>TOTAL FUND BALANCES</b>	295,733,694.86	19,598,358.91	2,070,996.15
<u>\$1,212,253,633.85</u>	<b>TOTAL LIABILITIES, DEFERRED INFLOWS OF RESOURCES, AND FUND BALANCES</b>	<u>\$335,842,697.38</u>	<u>\$20,518,910.56</u>	<u>\$2,485,800.51</u>

CAPITAL PROJECTS	GRANT FUNDS	OTHER GOVERNMENTAL FUNDS
\$433,435,505.58	\$289,023,084.46	\$117,928,942.55
0.00	0.00	0.00
0.00	4,858,853.52	5,424,101.04
0.00	0.00	0.00
0.00	0.00	0.00
381,576.89	0.00	0.00
0.00	1,794,344.49	559,816.87
<u>\$433,817,082.47</u>	<u>\$295,676,282.47</u>	<u>\$123,912,860.46</u>

\$4,113,281.42	\$4,789,018.12	\$1,156,150.41
3,617.04	2,221,617.48	588,959.33
0.00	27,258,872.57	1,236,084.60
0.00	268,570,037.83	458,973.04
<u>4,116,898.46</u>	<u>302,839,546.00</u>	<u>3,440,167.38</u>

0.00	0.00	0.00
0.00	0.00	0.00
0.00	0.00	0.00
0.00	0.00	0.00
0.00	0.00	0.00

429,700,184.01	(7,163,263.53)	120,472,693.08
<u>429,700,184.01</u>	<u>(7,163,263.53)</u>	<u>120,472,693.08</u>
<u>\$433,817,082.47</u>	<u>\$295,676,282.47</u>	<u>\$123,912,860.46</u>

**TARRANT COUNTY, TEXAS**  
**COMBINED STATEMENT OF REVENUES AND EXPENDITURES**  
**AND CHANGES IN FUND BALANCE**  
**GOVERNMENTAL FUNDS**  
**FOR THE TEN (10) MONTHS ENDED 7/31/2023**

<u>COMBINED TOTAL</u>		<u>GENERAL</u>	<u>ROAD &amp; BRIDGE</u>	<u>DEBT SERVICE</u>
<b>REVENUES:</b>				
\$549,052,489.49	TAXES, LICENSES AND PERMITS	\$506,291,809.94	\$0.55	\$42,569,453.97
102,283,100.57	FEES OF OFFICE	66,618,408.13	16,057,920.00	0.00
2,083,514.15	FINES	2,083,514.15	0.00	0.00
247,354,617.95	INTERGOVERNMENTAL	28,396,758.38	56,368.07	0.00
45,026,216.02	INVESTMENT INCOME	24,055,608.15	605,139.89	880,710.58
<u>13,074,275.78</u>	MISCELLANEOUS	<u>6,039,778.37</u>	<u>1,124,497.69</u>	<u>25,857.50</u>
958,874,213.96	TOTAL REVENUES	633,485,877.12	17,843,926.20	43,476,022.05
<b>EXPENDITURES:</b>				
<b>CURRENT:</b>				
139,596,733.75	GENERAL GOVERNMENT	119,729,904.12	3,805,828.71	0.00
178,590,877.75	PUBLIC SAFETY	147,953,603.33	0.00	0.00
187,112,439.54	JUDICIAL	167,526,379.00	0.00	0.00
158,472,496.28	COMMUNITY SERVICES	9,961,668.36	0.00	0.00
25,114,116.40	TRANSPORTATION	1,468,221.56	22,705,823.93	0.00
54,602,464.09	CAPITAL/CONSTRUCTION	0.00	0.00	0.00
<u>44,911,157.16</u>	DEBT SERVICE	<u>420,528.00</u>	<u>0.00</u>	<u>43,206,877.08</u>
<u>788,400,284.97</u>	TOTAL EXPENDITURES	<u>447,060,304.37</u>	<u>26,511,652.64</u>	<u>43,206,877.08</u>
170,473,928.99	EXCESS (DEFICIT) OF REVENUES OVER EXPENDITURES	186,425,572.75	(8,667,726.44)	269,144.97
<b>OTHER FINANCING SOURCES (USES):</b>				
98,878,460.37	OPERATING TRANSFERS IN	1,085,557.05	12,550,355.80	0.00
(108,878,460.37)	OPERATING TRANSFERS OUT	(107,278,222.70)	(208,202.95)	0.00
<u>112,998.98</u>	LEASES (AS LESSEE)	<u>0.00</u>	<u>0.00</u>	<u>0.00</u>
160,586,927.97	EXCESS (DEFICIT ) OF REVENUES AND OPERATING TRANSFERS OVER EXPENDITURES	80,232,907.10	3,674,426.41	269,144.97
<b>FUND BALANCES:</b>				
<u>699,825,735.51</u>	BEGINNING OF PERIOD	<u>215,500,787.76</u>	<u>15,923,932.50</u>	<u>1,801,851.18</u>
<u>\$860,412,663.48</u>	END OF PERIOD	<u>\$295,733,694.86</u>	<u>\$19,598,358.91</u>	<u>\$2,070,996.15</u>

CAPITAL PROJECTS	GRANT FUNDS	OTHER GOVERNMENTAL FUNDS
\$0.00	\$0.00	\$191,225.03
657,406.38	919,371.81	18,029,994.25
0.00	0.00	0.00
0.00	192,104,785.91	26,796,705.59
14,842,662.52	446,778.73	4,195,316.15
846,944.34	210,066.90	4,827,130.98
16,347,013.24	193,681,003.35	54,040,372.00
0.00	9,379,353.00	6,681,647.92
0.00	22,749,065.90	7,888,208.52
0.00	16,762,016.42	2,824,044.12
0.00	117,362,956.93	31,147,870.99
0.00	940,070.91	0.00
28,711,929.05	25,305,045.35	585,489.69
0.00	1,084,100.15	199,651.93
28,711,929.05	193,582,608.66	49,326,913.17
(12,364,915.81)	98,394.69	4,713,458.83
82,102,783.12	0.00	3,139,764.40
0.00	0.00	(1,392,034.72)
0.00	31,639.70	81,359.28
69,737,867.31	130,034.39	6,542,547.79
359,962,316.70	(7,293,297.92)	113,930,145.29
\$429,700,184.01	(\$7,163,263.53)	\$120,472,693.08

**TARRANT COUNTY, TEXAS**  
**STATEMENT OF NET POSITION**  
**PROPRIETARY FUNDS**  
**AS OF 7/31/2023**

<u>COMBINED TOTAL</u>		<u>ENTERPRISE</u>	<u>INTERNAL SERVICE</u>
<b>ASSETS</b>			
\$62,546,479.63	CASH AND INVESTMENTS	\$4,991,170.27	\$57,555,309.36
2,965,825.65	OTHER RECEIVABLES (NET)	2,921,114.94	44,710.71
346,442.00	PREPAID EXPENSES AND INVENTORY	7,075.00	339,367.00
<u>3,469,408.49</u>	FIXED ASSETS (NET)	<u>3,469,408.49</u>	<u>0.00</u>
<u>69,328,155.77</u>	TOTAL ASSETS	<u>11,388,768.70</u>	<u>57,939,387.07</u>
<b>DEFERRED OUTFLOWS OF RESOURCES</b>			
110,089.00	PENSION CONTRIBUTIONS AFTER MEASUREMENT DATE	110,089.00	0.00
5,462.00	DIFFERENCE IN EXPECTED & ACTUAL PENSION EXPERIENCE	5,462.00	0.00
175,908.00	CHANGES IN PENSION ASSUMPTIONS	175,908.00	0.00
1,280.00	DIFFERENCE IN EXPECTED & ACTUAL OPEB EXPERIENCE	1,280.00	0.00
83,322.00	CHANGES IN OPEB ASSUMPTIONS	83,322.00	0.00
<u>25,625.00</u>	OPEB CONTRIBUTIONS AFTER MEASUREMENT DATE	<u>25,625.00</u>	<u>0.00</u>
<u>401,686.00</u>	TOTAL DEFERRED OUTFLOWS OF RESOURCES	<u>401,686.00</u>	<u>0.00</u>
<b>LIABILITIES</b>			
660,878.89	ACCOUNTS PAYABLE	81,206.79	579,672.10
20,972,062.61	OTHER LIABILITIES	24,315.86	20,947,746.75
381,576.89	ADVANCE FROM CAPITAL PROJECTS FUND	381,576.89	0.00
154,063.77	UNEARNED REVENUE	36,723.03	117,340.74
69,472.00	NET PENSION LIABILITY	69,472.00	0.00
692,349.00	OTHER POST EMPLOYMENT BENEFIT LIABILITY	692,349.00	0.00
<u>117,329.13</u>	COMPENSATED ABSENCES	<u>117,329.13</u>	<u>0.00</u>
<u>23,047,732.29</u>	TOTAL LIABILITIES	<u>1,402,972.70</u>	<u>21,644,759.59</u>
<b>DEFERRED INFLOWS OF RESOURCES</b>			
14,257.00	DIFFERENCE IN EXPECTED & ACTUAL PENSION EXPERIENCE	14,257.00	0.00
583,380.00	DIFFERENCE IN PROJECTED & ACTUAL PENSION EARNINGS	583,380.00	0.00
14,112.00	CHANGES IN PENSION ASSUMPTIONS	14,112.00	0.00
96,257.00	DIFFERENCE IN EXPECTED & ACTUAL OPEB EXPERIENCE	96,257.00	0.00
68,462.00	CHANGES IN OPEB ASSUMPTIONS	68,462.00	0.00
<u>2,950,841.79</u>	DEFERRED LEASE INFLOW	<u>2,950,841.79</u>	<u>0.00</u>
<u>3,727,309.79</u>	TOTAL DEFERRED INFLOWS OF RESOURCES	<u>3,727,309.79</u>	<u>0.00</u>
<b>NET POSITION</b>			
<u>42,954,799.69</u>	NET POSITION	<u>6,660,172.21</u>	<u>36,294,627.48</u>
<u>\$42,954,799.69</u>	TOTAL NET POSITION	<u>\$6,660,172.21</u>	<u>\$36,294,627.48</u>

**TARRANT COUNTY, TEXAS**  
**COMBINED STATEMENT OF REVENUES, EXPENSES**  
**AND CHANGES IN FUND NET POSITION**  
**PROPRIETARY FUNDS**  
**FOR THE TEN (10) MONTHS ENDED 7/31/2023**

<u>COMBINED TOTAL</u>		<u>ENTERPRISE</u>	<u>INTERNAL SERVICE</u>
	<b>OPERATING REVENUES:</b>		
\$2,829,069.63	BUILDING RENTALS	\$2,829,069.63	\$0.00
20,547,296.97	USER FEES	0.00	20,547,296.97
49,068,044.60	COUNTY CONTRIBUTIONS	0.00	49,068,044.60
<u>3,385,232.78</u>	OTHER REVENUES	<u>148,267.18</u>	<u>3,236,965.60</u>
75,829,643.98	TOTAL OPERATING REVENUES	2,977,336.81	72,852,307.17
	<b>OPERATING EXPENSES:</b>		
1,010,210.54	PERSONNEL	1,010,210.54	0.00
1,326,436.70	BUILDING AND EQUIPMENT	1,322,589.79	3,846.91
182,324.40	DEPRECIATION AND AMORTIZATION	182,324.40	0.00
68,499,772.43	SELF INSURANCE CLAIMS	0.00	68,499,772.43
5,974,424.91	INSURANCE PREMIUMS	50,021.33	5,924,403.58
3,912,953.58	ADMINISTRATION	0.00	3,912,953.58
<u>1,476,243.18</u>	OTHER EXPENSES	<u>174,916.69</u>	<u>1,301,326.49</u>
<u>82,382,365.74</u>	TOTAL OPERATING EXPENSES	<u>2,740,062.75</u>	<u>79,642,302.99</u>
(6,552,721.76)	OPERATING INCOME (LOSS)	237,274.06	(6,789,995.82)
	<b>NON-OPERATING REVENUE (EXPENSE):</b>		
<u>2,309,806.66</u>	INTEREST INCOME	<u>198,062.96</u>	<u>2,111,743.70</u>
(4,242,915.10)	NET INCOME (LOSS) BEFORE TRANSFERS	435,337.02	(4,678,252.12)
	<b>OPERATING TRANSFERS:</b>		
10,000,000.00	OPERATING TRANSFERS IN	0.00	10,000,000.00
<u>0.00</u>	OPERATING TRANSFERS OUT	<u>0.00</u>	<u>0.00</u>
5,757,084.90	NET INCOME (LOSS)	435,337.02	5,321,747.88
	<b>NET POSITION:</b>		
<u>37,197,714.79</u>	BEGINNING OF PERIOD	<u>6,224,835.19</u>	<u>30,972,879.60</u>
<u>\$42,954,799.69</u>	END OF PERIOD	<u>\$6,660,172.21</u>	<u>\$36,294,627.48</u>



**TARRANT COUNTY, TEXAS**  
**FIDUCIARY BALANCE SHEET**  
**AS OF 7/31/2023**

<b>COMBINED TOTAL</b>		<b>STATE COMPTROLLER FUND</b>	<b>OTHER CUSTODIAL FUNDS</b>	<b>COMMUNITY SUPERVISION &amp; CORRECTIONS</b>
	<b>ASSETS</b>			
\$96,834,955.08	CASH AND INVESTMENTS	\$21,679,910.69	\$65,789,731.31	\$9,365,313.08
1,686.91	FEE OFFICE RECEIVABLE	0.00	1,686.91	0.00
21,712.94	PREPAID EXPENSES & INVENTORY	0.00	0.00	21,712.94
57,536,251.81	RESTRICTED ASSETS	0.00	57,536,251.81	0.00
<u>\$154,394,606.74</u>	<b>TOTAL ASSETS</b>	<u>\$21,679,910.69</u>	<u>\$123,327,670.03</u>	<u>\$9,387,026.02</u>
	<b>LIABILITIES AND FUND BALANCE</b>			
\$116,386.03	ACCOUNTS PAYABLE	\$715.00	\$64,107.84	\$51,563.19
154,278,220.71	OTHER LIABILITIES	21,679,195.69	123,263,562.19	9,335,462.83
<u>\$154,394,606.74</u>	<b>TOTAL LIABILITIES AND FUND BALANCE</b>	<u>\$21,679,910.69</u>	<u>\$123,327,670.03</u>	<u>\$9,387,026.02</u>

**TARRANT COUNTY, TEXAS**  
**NOTES TO COMBINED FINANCIAL STATEMENTS**  
**FOR THE TEN (10) MONTHS ENDED 7/31/2023**

**I. SUMMARY OF SIGNIFICANT ACCOUNTING POLICIES:**

Reporting Entity

The accompanying financial statements reflect the funds and accounts of the financial reporting entity Tarrant County, Texas (the "County"), as of July 2023 and for the ten months then ended. Other components of the County not included in the accompanying financial statements include, Tarrant County Hospital District, Tarrant County Mental Health and Behavioral Health Services, Tarrant County Industrial Development Corporation, Tarrant County Health Facilities Development Corporation, Tarrant County Cultural Education Facilities Finance Corporation, and Tarrant County Housing Financing Corporation. These components are technically a part of the "reporting entity" because of the budgetary oversight responsibility by the Commissioners' Court of Tarrant County. These components however are unrelated to the financial condition and results of operations of the County and have been excluded from the accompanying financial statements. Separate financial statements of these entities are available upon request.

Revenue Recognition

Revenue is generally recognized on the modified accrual basis. Under this method of accounting, revenues are recognized when susceptible to accrual, i.e., both measurable and available. The primary revenue sources susceptible to accrual are property taxes, fines and fees due to fee offices which are recognized as unavailable revenue until cash is received. Other sources are generally not measurable until received in cash.

Expenditure Recognition

Expenditures are recorded when incurred. Expenditures for principal and interest on long-term debt are recorded when due. The accrual basis of accounting is utilized in the proprietary funds. Encumbrances are not included as expenditures.

Budget Basis Reporting

The budget is prepared utilizing a modified cash basis of accounting, with adjustments for encumbrances, as allowed by state statutes. Budget basis information is presented in the accompanying "Budgetary Information" section at a summary level. Budget information at the legal level of control is available upon request.

Investment Income Allocation

To maximize investment earnings on "idle" cash and cash equivalents, a "pooled cash" concept is utilized. Under this concept nearly all deposits are maintained in the same bank account and are invested on a daily basis. Generally, interest earnings are allocated to each fund based on the funds relative percentage of the total pool.

Pension Liability

The net pension liability was actuarially valued as of December 31, 2021. The net pension liability recorded in the Resource Connection is \$69,472. The amount for the governmental funds is \$28,519,643 which is reported in the annual comprehensive financial report.

OPEB Liability

The total OPEB liability was actuarially measured as of September 30, 2021. The total OPEB liability recorded in the Resource Connection is \$692,349. The amount for the governmental funds is \$222,023,734, which is reported in the annual comprehensive financial report.

**TARRANT COUNTY, TEXAS**  
**NOTES TO COMBINED FINANCIAL STATEMENTS**  
**FOR THE TEN (10) MONTHS ENDED 7/31/2023**

**I. SUMMARY OF SIGNIFICANT ACCOUNTING POLICIES (CONT'D):**

Compensated Absences

Accumulated unpaid vacation leave and vested sick pay have been recorded in the Enterprise Fund for the Resource Connection. An additional amount has been accrued for salary related payments associated with the payment of compensated absences. The amount of compensated absences for the remaining governmental funds is \$50,034,567, which is reported in the annual comprehensive financial report.

Deferred Outflows/Inflows of Resources

Deferred outflows of resources apply to future periods and so will not be recognized as an expense/ expenditure until then. Deferred inflows of resources apply to future periods and will be recognized as a revenue at that time.

Incurred but Not Reported

Included in the "Other Liabilities" of the Internal Service fund's Employee Benefits is \$4,500,000 of incurred but not reported medical and drug claims.

Leases

The County, as a lessee, recognizes a lease liability and an intangible right to use lease asset as well as capital outlay and other financing source. The County, as lessor, recognizes a lease receivable and a deferred inflow of resources.

**II. BASIS OF PRESENTATION:**

The accounts of the County are organized and operated on the basis of funds, each of which is considered a separate accounting entity. Government resources are allocated to and accounted for in individual funds based on the purpose for which they are to be spent and the means by which spending activities are controlled.

Funds are classified into three categories: Governmental, Proprietary and Fiduciary. Each category is divided into separate fund types. The following fund types are used by the County.

Governmental Funds: Used to account for all or most of a government's general activity.

General Fund – used to account for the general operations of the County.

Road and Bridge Fund – used to account for the collection and expenditure of those monies designated to be spent for acquisition, construction and maintenance of county roads and bridges.

Debt Service Fund – used to account for accumulation of resources and for the payment of general long-term debt principal, interest, and related costs.

Capital Projects Funds – used to account for financial resources to be used for the acquisition and/or construction of facilities, equipment, software and infrastructure.

Grant Funds – used to account for the activities conducted under the many grant agreements between the County and various state and federal organizations.

Other Governmental Funds – used to account for specific revenue sources which are legally restricted to expenditures for specified purposes.

**TARRANT COUNTY, TEXAS**  
**NOTES TO COMBINED FINANCIAL STATEMENTS**  
**FOR THE TEN (10) MONTHS ENDED 7/31/2023**

**II. BASIS OF PRESENTATION (CONT'D):**

Proprietary Funds: Used to account for operations that are financed in a manner similar to those in the private sector, where the determination of net income is appropriate for sound financial administration.

Enterprise Fund – used to account for operations that are financed and operated in a manner similar to private enterprise where the County's intent is to provide goods or services to the public on a continuing basis financed primarily through user charges. The County operates two enterprise funds, the Resource Connection and Oil and Gas Royalty.

Internal Service Funds – used to account for the various self-insurance activities for the County.

Fiduciary Funds: These funds account for assets held by the County in a fiduciary capacity and therefore cannot be used to support the County's own programs.

State Comptroller Funds – used to account for monies received on behalf of, and subsequently remitted to the State Comptroller.

Other Custodial Funds – used to account for assets held in a fiduciary capacity for others and includes property taxes collected and remitted for other entities, statutory fees collected on behalf of other governments, funds held in the registry of the court, collateral for securing bail bonds, monies on account for inmate commissary purchases, and funds seized by law enforcement agencies.

Community Supervision and Corrections – used to account for the State agency funds in the County depository and restitution collected as a condition of probation payable to injured parties.

**III. NEGATIVE CASH BALANCES:**

The following funds have negative cash balances at the balance sheet date. This occurs when expenditures exceed revenue collection. The General Fund has advanced money to these Funds thereby, allowing for continued operation of the related programs. These advances by the General Fund have been reflected in the accompanying combined balance sheet as Due from other funds. The advances also represent a loss of investment earnings to the General Fund and are not a reimbursable item by the grantor under reimbursing grant agreements.

Most negative cash balances arise in the County's reimbursing grant programs. These programs require the payment of expenditures prior to the reimbursement by the grantor. These cash deficits have existed for years and do not create any major concerns. However, this information is helpful to the reader of the financial statements to provide a fuller understanding of the details of County operations.

	<u>FUND / GRANT</u>	<u>DEFICIT</u>
E0024	RYAN WHITE ENDING HIV EPIDEMIC	\$ 102,865.98
E0025	DHHS-RYAN WHITE TITLE IV PART D - WOMEN, INFANTS, CHILDREN	68,627.15
E0027	RYAN WHITE PART C - OUTPATIENT EIS PROGRAM	96,279.57
E0028	RYAN WHITE HIV/AIDS TREATMENT MODERNIZATION ACT PART A	779,274.33
E0031	HIV/STATE SERVICES	47,222.10
E0032	RYAN WHITE PART B	177,703.67
E0037	HIV/HOPWA	7,306.19
E0061	HOUSING OPPORTUNITIES FOR PERSONS WITH AIDS (HOPWA)	14,988.48

**TARRANT COUNTY, TEXAS**  
**NOTES TO COMBINED FINANCIAL STATEMENTS**  
**FOR THE TEN (10) MONTHS ENDED 7/31/2023**

**III. NEGATIVE CASH BALANCES (CONT'D):**

<u>FUND / GRANT</u>	<u>DEFICIT</u>
F0033 SURVEILLANCE	23,941.22
F0034 INFECTIOUS DISEASE SURVEILLANCE AND EPIDEMIOLOGY - YR4	17,847.02
F0035 HIV PREVENTION	36,148.83
F0036 DSHS-ENDING THE HIV EPIDEMIC	96,001.57
F0038 STD/HIV PREVENTION	388,441.69
F0040 TDFPS-COMMUNITY YOUTH DEVELOPMENT - FY23	34,712.54
F0042 BIOTERRORISM PREPAREDNESS - LAB	31,996.68
F0043 CPS-PREPAREDNESS/HAZARDS (BIO TERRORISM)	263,837.87
F0044 DSHS-C.R.I - CITIES READINESS INITIATIVE	159,643.54
F0045 TB/PC-TB CONTROL & PREVENTION (CLINIC)	132,466.84
F0046 TUBERCULOSIS - PREVENTION AND CONTROL	104,795.16
F0051 IMMUNIZATIONS	456,377.38
F0054 INFECTIOUS DISEASE CONTROL	208.43
F0058 DSHS - HEALTHY TEXAS BABIES	10,932.30
F0060 WIC CARD PARTICIPATION	1,038,375.73
F0081 DSHS-NORTH TEXAS SYNDROMIC SURVEILLANCE PROGRAM	57,063.73
F0087 USCRI - REFUGEE MEDICAL SCREENING	223,890.69
F0089 DSHS ELC/LRN COVID-19 - LAB PPP	39.08
F0093 NURSE FAMILY PARTNERSHIP GRANT	61,903.99
F0100 DSHS-COVID-19 VACCINATION CAPACITY ENHANCEMENT PROGRAM	741,580.43
F0102 CDC-HEALTH DISPARITIES / HIGH RISK	1,448,777.86
F0104 CDC-PUBLIC HEALTH CRISIS RESPONSE (PHCR) CO-AG	122,013.21
F0105 STD/HIV DISEASE INTERVENTION SPECIALISTS (STD/HIV-DIS)	93,465.76
F0107 DHHS- CDC-CHRONIC ILLNESS PREVENTION	50,691.28
F0108 CDC-STRENGTHEN PUBLIC HEALTH INFRASTRUCTURE, WORKFORCE, DATA	243,017.73
F0110 DSHS-COVID-19 VACCINATION CAPACITY ENHANCEMENT	757,588.28
F0111 CSTE DATA SCIENCE TRAINING PROGRAM (DSTT)	6,339.39
F0112 NACCHO - CERTIFICATION IN INFECTION CONTROL SCHOLARSHIP	3,287.93
F0140 TDFPS-COMMUNITY YOUTH DEVELOPMENT - INNOVATION GRANT FY22	40,092.38
F0189 DSHS ELC/LRN COVID-19 - EPI EXPANSION	514,646.98
F0389 DSHS ELC/LRN COVID-19 - LAB EXPANSION FUNDING	2,250.00
F0589 DSHS - LRN CORE A2 - COVID-19 OUTBREAK ACTIVITIES	83,513.47
G0012 VETERANS COURT PROGRAM	31,783.29
G0018 CJD-REACHING INDEPENDENCE THROUGH SELF EMPOWERMENT (RISE)	16,371.37
G0081 VAWA - PROTECTIVE ORDER UNIT	146,867.66
G0084 D.I.R.E.C.T. PROGRAM	18,728.15
G0085 MENTAL HEALTH DIVERSION COURT PROGRAM	9,652.78
G0087 CJD-INTIMATE PARTNER-FAMILY VIOLENCE VICTIM ADVOCATES	177,034.38
G0094 CJD- FAMILY RECOVERY COURT	33,750.00
H0001 COMMUNITY DEVELOPMENT - SUPPORTIVE HOUSING	1,917,984.13
H0040 HOME INVESTMENT PARTNERSHIP ACT - AMERICAN RESCUE PLAN	27,902.96
H0080 COMMUNITY DEVELOPMENT BLOCK GRANT - COVID - CARES	241,891.53
H0081 EMERGENCY SHELTER GRANT - COVID - CARES	34,063.03
L0013 OJP-DOJ-NIJ FORENSIC BACKLOG REDUCTION GRANT	90,521.80
L0019 OJP-DOJ-HUMAN TRAFFICKING TASK FORCE	137,404.96
M0008 JAG-LAW ENFORCEMENT LIASON PRGM / MHMRTC	13,550.48
M0012 AG - VINE (VICITIM IDENTIFICATION AND NOTIFICATION EVERYDAY	19,898.58
M0014 ACCESS AND VISITATION GRANT	18,455.41
M0022 AUTO THEFT TASK FORCE	438,219.95

**TARRANT COUNTY, TEXAS**  
**NOTES TO COMBINED FINANCIAL STATEMENTS**  
**FOR THE TEN (10) MONTHS ENDED 7/31/2023**

**III. NEGATIVE CASH BALANCES (CONT'D):**

<u>FUND / GRANT</u>	<u>DEFICIT</u>
M0040 HOMELAND SECURITY GRANT PROGRAM	64,204.95
M0044 TXDOT COURTESY PATROL PROGRAM	440,116.64
M0046 INTERNET CRIMES AGAINST CHILDREN - DA'S OFFICE	10,000.85
M0048 BILINGUAL VICTIMS ASSISTANCE COORDINATOR	5,276.94
M0061 TVC-VETERAN'S TREATMENT COURT	38,319.49
M0072 UNITED WAY-TARRANT COUNTY VETERANS COURT DIVERSION PROGRAM	6,746.25
M0089 TX HISTORICAL COMMISSION TC HISTORIC PRESERVATION AND ARCHIVE	59,030.55
M0095 TCEQ-TEXAS VOLKSWAGON ENVIRONMENTAL MITIGATION PGRM PCT4	97,256.80
M0101 TCEQ-TEXAS VOLKSWAGON ENVIRONMENTAL MITIGATION PGRM PCT3	800.00
M0104 HAVA-2020 HELP AMERICA VOTE ACT - ELECTION SECURITY	9,340.21
M0106 TDEM - FEMA HAZARD MITIGATION - FLOOD STUDY	53,513.66
M0108 CYBER SECURITY ENHANCEMENT PROGRAM FY23	27,199.84
M0109 NHTSA TOXCEL DUI OF DRUGS TOOL SUPPORT (ME)	20,129.39
M0212 CTIF - WAGLEY ROBERTSON (PCT3)	93.93
M0213 CTIF - EAST PEDEN (PCT4)	332,267.46
M0214 CTIF - NEWT PATTERSON (PCT2)	971.20
M0216 CTIF - HARMON (PCT3)	21,435.20
P0011 STATE FINANCIAL ASSISTANCE FUND (BPS) FY23	1,184,024.23
P0014 TJPC-STATE AID - JUVENILE SUPPLEMENTAL PAY	294,569.86
P0016 TJJD-SPECIAL NEEDS DIVERSIONARY PROGRAM - FY23	49,193.21
P0026 REGIONAL DIVERSION ALTERNATIVES PROGRAM FY22 (REIMBURSEMENT)	2,965.35
P0027 TJJD-JJAEP PROGRAM (REIMBURSEMENT)	538,526.82
P0050 TJPC - TITLE IV E (REIMB THRU TDPRS)	211,899.62
P0211 STATE FINANCIAL ASSISTANCE FUND (PPA) FY23	129,367.57
R0011 SECTION 8 - FOSTER YOUTH TO INDEPENDENCE	102,543.74
R0012 SECTION 8 - FY 2022 MAINSTREAM VOUCHER PROGRAM	213,881.00
R0013 HUD-SECTION 8 FUND BALANCE	2,862,326.16
R0017 HUD-VASH - VETERANS AFFAIRS SUPPORTIVE HOUSING VOUCHERS	968,634.75
R0025 FAMILY SELF SUFFICIENCY	233,336.32
R0110 SECTION 8 - EMERGENCY HOUSING VOUCHER (Preliminary Fees)	28,760.00
R0210 SECTION 8 - EMERGENCY HOUSING VOUCHER (Service Fees)	109,000.38
W0102 FEMA COVID 2020 9/15/2020 to 12/31/2020	65,639.75
W0103 FEMA UNTHSC VACCINE ILA	7,163,263.53
SUB-TOTAL GRANTS	<u>27,258,872.57</u>
 G1100 8TH ADMIN JUDICIAL CONTRACT	 7,760.80
T3000 DA - JPS CONTRACT	189,647.88
T3100 TC EMERGENCY SERVICES DISTRICT #1	19,929.23
T7100 CONTRACT ELECTIONS	<u>1,018,746.69</u>
TOTAL \$	<u>28,494,957.17</u>

**TARRANT COUNTY, TEXAS**  
**NOTES TO COMBINED FINANCIAL STATEMENTS**  
**FOR THE TEN (10) MONTHS ENDED 7/31/2023**

**IV. DEFICIT FUND BALANCE:**

The following major governmental fund had a negative fund balance as of July 31, 2023:

Grant Funds	\$ (7,163,263.53)
-------------	-------------------

The deficit fund balance in the Grant Funds is due to COVID-19 expenditures anticipated to be eligible for FEMA reimbursement that were not awarded to the County as of July 31, 2023. The related revenue for these expenditures will be recognized at the time of the award.

**V. INVESTMENTS:**

All investment securities are purchased on the basis of "Delivery vs. Payment" and are held at JPMorgan Chase Bank – New York by the Safekeeping Department in a segregated account in the name of Tarrant County. "Delivery vs. Payment" means that the County's money is not released until the securities are delivered to the Safekeeping Department.

All securities held and transactions executed during the period conform to the requirements of the Government Code Section 2256, The Public Funds Investment Act, and the Tarrant County Investment Policy, as adopted by the Commissioners Court on November 22, 2022.

	Average Rate	
JPMorgan Chase Savings	5.14%	\$ 191,485,417
JPMorgan Chase Savings II	5.14%	33,849,248
JPMorgan Chase Checking	5.21%	269,969,805
Lone Star Investment Pool	5.12%	242,138,122
Texas CLASS Investment Pool	5.00%	13,978,568
TexStar Investment Pool	5.11%	228,715,722
TexPool Investment Pool	5.12%	237,026,193
TOTAL INVESTMENTS		<u>\$ 1,217,163,075</u>

The recorded position of the pools for Lone Star and TexPool are measured at amortized cost as these pools meet the requirements of GASB Statement No. 79. The recorded position of the pools for Texas CLASS and TexStar are measured at net asset value and are designed to approximate the share value.

**TARRANT COUNTY, TEXAS**  
**NOTES TO COMBINED FINANCIAL STATEMENTS**  
**FOR THE TEN (10) MONTHS ENDED 7/31/2023**

**VI. CAPITAL ASSETS:**

A summary of the Governmental Funds' capital assets follows:

	Balance October 1, 2022	Additions	Disposals/ Adjustments	Balance July 31, 2023
Land and land improvements	\$ 67,142,366.95	\$ 4,287,999.60	\$ -	\$ 71,430,366.55
Construction in progress	46,806,486.11	4,680,450.86	-	51,486,936.97
Software in development	29,206,600.71	1,734,635.75	(26,894,508.66)	4,046,727.80
Buildings and improvements	513,394,280.01	12,917,447.41	-	526,311,727.42
Right to use building	7,178,207.36	112,998.98	-	7,291,206.34
Furnishings and equipment	106,174,791.57	7,093,272.03	(7,740,613.93)	105,527,449.67
Software	62,665,863.19	840,368.20	26,894,508.66	90,407,740.05
Infrastructure	136,902,456.13	-	-	136,902,456.13
	<u>\$ 969,471,052.03</u>	<u>\$ 31,667,172.83</u>	<u>\$ (7,740,613.93)</u>	<u>\$ 993,404,610.93</u>

**VII. SCHEDULE OF OUTSTANDING BONDED DEBT:**

	AMOUNT	INTEREST RATES
2015 - Limited Tax Refunding & Improvement Bonds	6,755,000	5.00%
2015A - Limited Tax Refunding & Improvement Bonds	22,710,000	1.97%
2016 - Limited Tax Refunding Bonds	33,655,000	1.48%
2017 - Limited Tax Refunding Bonds	25,405,000	2.13%
2022A - Limited Tax Refunding Bonds	28,420,000	3.10%
2022B - Limited Tax Refunding Bonds	45,640,000	3.13%
2022 - Limited Tax Bonds	<u>213,535,000</u>	4.00 - 5.00%
Total Outstanding Bonded Debt	<u>\$ 376,120,000</u>	

Arbitrage provisions of the Internal Revenue Tax Act of 1986 require the County to rebate excess arbitrage earnings from bond proceeds to the federal government. This amount was estimated to be \$0 as of September 30, 2022.

**VIII. CONTINGENCIES:**

The County is self-insured for workers' compensation, automobile bodily injury and property damage, comprehensive general liability and all self-insured retentions for existing policies. At July 31, 2023, \$16,431,450 has been accrued, based on an actuarial assessment, to provide for potential losses resulting from pending or threatened litigation, asserted claims and claims incurred but not reported.





**TARRANT COUNTY, TEXAS  
CAPITAL PROJECT FUNDS  
FUND DESCRIPTIONS**

**FUND 45100 - NON-DEBT CAPITAL FUND**

This fund was established to account for capital acquisitions funded from County auction proceeds, operating transfers from general fund, gas signing bonuses and gas royalties.

**FUND 45400 – CAPITAL REPLACEMENT FUND**

This fund was established to account for long-term planning replacement of capital assets.

**FUND 45500 – COURT FACILITY FUND**

This fund was established pursuant to State statutes, to account for the collection and expenditure of monies collected from filing fees for the construction, renovation, or improvement of facilities that house the courts.

**FUND 47600 – 2006 BOND ELECTION FUND**

This fund was established to account for the expenditure of the proceeds of General Obligation Bonds issued to fund capital acquisitions originally approved by the voters.

**FUND 47700 – 2006 BOND ELECTION-TRANSPORTATION FUND**

This fund was established to account for the expenditure of the proceeds of General Obligation Bonds issued to fund transportation projects originally approved by the voters.

**FUND 47800 – 2021 BOND ELECTION-TRANSPORTATION FUND**

This fund was established to account for the expenditure of the proceeds of General Obligation Bonds issued to fund transportation projects originally approved by the voters.

**TARRANT COUNTY, TEXAS**  
**COMBINING BALANCE SHEET**  
**CAPITAL PROJECTS FUNDS**  
**AS OF 7/31/2023**

<u>COMBINED TOTAL</u>		<u>NON-DEBT CAPITAL</u>	<u>CAPITAL REPLACEMENT FUND</u>	<u>COURT FACILITY FUND</u>
<b>ASSETS</b>				
\$433,435,505.58	CASH AND INVESTMENTS	\$112,052,257.56	\$64,693,228.13	\$1,238,325.83
381,576.89	ADVANCE TO ENTERPRISE FUND	381,576.89	0.00	0.00
0.00	PREPAID EXPENSES & INVENTORY	0.00	0.00	0.00
<u>\$433,817,082.47</u>	<b>TOTAL ASSETS</b>	<u>\$112,433,834.45</u>	<u>\$64,693,228.13</u>	<u>\$1,238,325.83</u>
<b>LIABILITIES AND FUND BALANCES</b>				
<b>LIABILITIES:</b>				
\$4,113,281.42	ACCOUNTS PAYABLE	\$1,874,840.46	\$88,268.64	\$0.00
3,617.04	OTHER LIABILITIES	3,617.04	0.00	0.00
4,116,898.46	<b>TOTAL LIABILITIES</b>	1,878,457.50	88,268.64	0.00
<b>FUND BALANCES:</b>				
429,700,184.01	<b>FUND BALANCES</b>	110,555,376.95	64,604,959.49	1,238,325.83
<u>\$433,817,082.47</u>	<b>TOTAL LIABILITIES AND FUND BALANCES</b>	<u>\$112,433,834.45</u>	<u>\$64,693,228.13</u>	<u>\$1,238,325.83</u>

<u>2006 BOND ELECTION</u>	<u>2006 BOND ELECTION TRANSPORTATION</u>	<u>2021 BOND ELECTION TRANSPORTATION</u>
\$3,815,755.82	\$20,663,866.27	\$230,972,071.97
0.00	0.00	0.00
0.00	0.00	0.00
<u>\$3,815,755.82</u>	<u>\$20,663,866.27</u>	<u>\$230,972,071.97</u>

\$1,990,121.00	\$48,862.06	\$111,189.26
0.00	0.00	0.00
1,990,121.00	48,862.06	111,189.26

<u>1,825,634.82</u>	<u>20,615,004.21</u>	<u>230,860,882.71</u>
<u>\$3,815,755.82</u>	<u>\$20,663,866.27</u>	<u>\$230,972,071.97</u>

**TARRANT COUNTY, TEXAS**  
**COMBINING STATEMENT OF REVENUES AND EXPENDITURES**  
**AND CHANGES IN FUND BALANCE**  
**CAPITAL PROJECTS FUNDS**  
**FOR THE TEN (10) MONTHS ENDED 7/31/2023**

<u>COMBINED TOTAL</u>		<u>NON-DEBT CAPITAL</u>	<u>CAPITAL REPLACEMENT FUND</u>	<u>COURT FACILITY FUND</u>
<b>REVENUES:</b>				
\$657,406.38	FEES OF OFFICE	\$0.00	\$0.00	\$657,406.38
14,842,662.52	INVESTMENT INCOME	3,853,782.25	1,522,988.77	33,431.98
<u>846,944.34</u>	MISCELLANEOUS	<u>846,944.34</u>	<u>0.00</u>	<u>0.00</u>
16,347,013.24	TOTAL REVENUES	4,700,726.59	1,522,988.77	690,838.36
<b>EXPENDITURES:</b>				
<u>28,711,929.05</u>	CAPITAL/CONSTRUCTION	<u>19,827,796.09</u>	<u>1,243,059.52</u>	<u>1,035.00</u>
<u>28,711,929.05</u>	TOTAL EXPENDITURES	<u>19,827,796.09</u>	<u>1,243,059.52</u>	<u>1,035.00</u>
(12,364,915.81)	EXCESS (DEFICIT) OF REVENUES OVER EXPENDITURES	(15,127,069.50)	279,929.25	689,803.36
<b>OTHER FINANCING SOURCES (USES):</b>				
<u>82,102,783.12</u>	OPERATING TRANSFERS IN	<u>32,568,423.12</u>	<u>49,534,360.00</u>	<u>0.00</u>
69,737,867.31	EXCESS (DEFICIT ) OF REVENUES AND OPERATING TRANSFERS OVER EXPENDITURES	17,441,353.62	49,814,289.25	689,803.36
<b>FUND BALANCE (DEFICIT):</b>				
<u>359,962,316.70</u>	BEGINNING OF PERIOD	<u>93,114,023.33</u>	<u>14,790,670.24</u>	<u>548,522.47</u>
<u>\$429,700,184.01</u>	END OF PERIOD	<u>\$110,555,376.95</u>	<u>\$64,604,959.49</u>	<u>\$1,238,325.83</u>

<u>2006</u> <u>BOND</u> <u>ELECTION</u>	<u>2006</u> <u>BOND ELECTION</u> <u>TRANSPORTATION</u>	<u>2021</u> <u>BOND ELECTION</u> <u>TRANSPORTATION</u>
\$0.00	\$0.00	\$0.00
142,328.34	818,982.09	8,471,149.09
<u>0.00</u>	<u>0.00</u>	<u>0.00</u>
142,328.34	818,982.09	8,471,149.09
<u>292,995.19</u>	<u>3,447,051.71</u>	<u>3,899,991.54</u>
<u>292,995.19</u>	<u>3,447,051.71</u>	<u>3,899,991.54</u>
(150,666.85)	(2,628,069.62)	4,571,157.55
<u>0.00</u>	<u>0.00</u>	<u>0.00</u>
(150,666.85)	(2,628,069.62)	4,571,157.55
<u>1,976,301.67</u>	<u>23,243,073.83</u>	<u>226,289,725.16</u>
<u><u>\$1,825,634.82</u></u>	<u><u>\$20,615,004.21</u></u>	<u><u>\$230,860,882.71</u></u>



**TARRANT COUNTY, TEXAS  
OTHER GOVERNMENTAL FUNDS  
FUND DESCRIPTION**

**FUND 24100 - LAW LIBRARY FUND**

This fund was established, pursuant to State statutes, to account for the collection and expenditure of monies collected in civil cases supporting the Tarrant County Law Library.

**FUND 25100 - VEHICLE INVENTORY TAX FUND**

This fund was established, pursuant to State statutes, to account for any interest earnings generated from the vehicle inventory tax, which the collector shall retain to defray the cost of collecting this tax. The Tax Assessor has discretion over the use of this fund.

**RECORDS PRESERVATION AND TECHNOLOGY FUNDS**

These funds were established, pursuant to State statutes, to account for the collection and expenditure of monies collected for the preservation and automation of County records. These funds are further described on page 29.

**FUND 24200 - EDUCATION FUND**

This fund was established, pursuant to State statutes, to account for the collection and expenditure of monies collected to provide for the continuing education of those officials and employees associated with the probate courts and certain law enforcement offices.

**FUND T0400 - PUBLIC HEALTH FUND**

The Tarrant County Hospital District provides funding for the operation of the Tarrant County Health Department in an effort to aggregate the cost of health service to Tarrant County residents. This funding arrangement began in 1999. These costs were previously paid from the County's General fund. This fund also includes the Medicaid 1115 Waiver, this waiver is to enhance access to health care, increase the quality of care, improve the cost-effectiveness of care provided and better serve the health of the patients and their families.

**FUND 22300 - CONSUMER HEALTH FUND**

This fund was established, pursuant to State statutes, to account for the collection of food permit fees and expenditures incurred in connection with issuing permits and conducting inspections.

**COURT DESIGNATED FUNDS**

These funds were established to account for the collection and expenditures of court ordered fees, pursuant to State statutes. These funds are further described on page 35.

**FUNDS (D6200, D8700-D8900) - DISTRICT ATTORNEY CONTRACTS**

These funds are used to account for monies collected by the District Attorney which are used in the investigation of criminal activities. These monies consist primarily of fees for bad checks and forfeited monies resulting from narcotics related convictions.

**FUNDS (S4300-S9700) – SHERIFF CONTRACTS**

These funds are used to account for monies collected by activities in the Sheriff Department. These activities include fees from operation of the jail commissary which are used for the benefit of the jail inmates. Some of these funds are the custody of the Sheriff. Monies are also collected from forfeitures resulting from narcotics related activities.

**FUNDS (G1100,T0500-T9900) – MISCELLANEOUS CONTRACTS**

These funds are used to account for monies received by Tarrant County as contributions for specified purposes.



**TARRANT COUNTY, TEXAS**  
**COMBINING BALANCE SHEET**  
**OTHER GOVERNMENTAL FUNDS**  
**AS OF 7/31/2023**

<u>COMBINED TOTAL</u>		<u>LAW LIBRARY</u>	<u>VEHICLE INVENTORY TAX</u>	<u>RECORDS PRESERVATION &amp; TECHNOLOGY FUNDS</u>	<u>EDUCATION</u>
<b>ASSETS</b>					
\$117,928,942.55	CASH AND INVESTMENTS	\$1,641,134.85	\$3,052,089.78	\$25,808,744.94	\$211,476.27
5,424,101.04	OTHER RECEIVABLES	0.00	0.00	0.00	0.00
559,816.87	PREPAID EXPENSES AND INVENTORY	208.90	0.00	6,109.03	0.00
<u>\$123,912,860.46</u>	<b>TOTAL ASSETS</b>	<u>\$1,641,343.75</u>	<u>\$3,052,089.78</u>	<u>\$25,814,853.97</u>	<u>\$211,476.27</u>
<b>LIABILITIES AND FUND BALANCES</b>					
<b>LIABILITIES:</b>					
\$1,156,150.41	ACCOUNTS PAYABLE	\$4,657.95	\$0.00	\$69,468.48	\$6,638.00
588,959.33	OTHER LIABILITIES	11,270.30	1,284.12	42,611.55	0.00
1,236,084.60	DUE TO OTHER FUNDS	0.00	0.00	0.00	0.00
458,973.04	UNEARNED REVENUE	0.00	0.00	0.00	0.00
<u>3,440,167.38</u>	<b>TOTAL LIABILITIES</b>	<u>15,928.25</u>	<u>1,284.12</u>	<u>112,080.03</u>	<u>6,638.00</u>
<b>FUND BALANCES:</b>					
<u>120,472,693.08</u>	<b>FUND BALANCES</b>	<u>1,625,415.50</u>	<u>3,050,805.66</u>	<u>25,702,773.94</u>	<u>204,838.27</u>
<u>\$123,912,860.46</u>	<b>TOTAL LIABILITIES AND FUND BALANCES</b>	<u>\$1,641,343.75</u>	<u>\$3,052,089.78</u>	<u>\$25,814,853.97</u>	<u>\$211,476.27</u>

<u>PUBLIC HEALTH</u>	<u>CONSUMER HEALTH</u>	<u>COURT DESIGNATED FUNDS</u>	<u>DISTRICT ATTORNEY CONTRACTS</u>	<u>SHERIFF CONTRACTS</u>	<u>MISCELLANEOUS CONTRACTS</u>
\$52,549,551.76	\$411,230.91	\$4,181,230.61	\$1,922,302.53	\$5,267,026.82	\$22,884,154.08
3,801,266.55	0.00	0.00	0.00	0.00	1,622,834.49
25,457.15	0.00	0.00	0.00	278,041.79	250,000.00
<u>\$56,376,275.46</u>	<u>\$411,230.91</u>	<u>\$4,181,230.61</u>	<u>\$1,922,302.53</u>	<u>\$5,545,068.61</u>	<u>\$24,756,988.57</u>


\$179,054.41	\$5,001.16	\$712.49	\$37,121.24	\$102,761.54	\$750,735.14
302,325.07	19,548.13	14,188.64	0.00	45,156.26	152,575.26
0.00	0.00	0.00	0.00	0.00	1,236,084.60
0.00	0.00	0.00	0.00	0.00	458,973.04
<u>481,379.48</u>	<u>24,549.29</u>	<u>14,901.13</u>	<u>37,121.24</u>	<u>147,917.80</u>	<u>2,598,368.04</u>

<u>55,894,895.98</u>	<u>386,681.62</u>	<u>4,166,329.48</u>	<u>1,885,181.29</u>	<u>5,397,150.81</u>	<u>22,158,620.53</u>
<u>\$56,376,275.46</u>	<u>\$411,230.91</u>	<u>\$4,181,230.61</u>	<u>\$1,922,302.53</u>	<u>\$5,545,068.61</u>	<u>\$24,756,988.57</u>

**TARRANT COUNTY, TEXAS**  
**COMBINING STATEMENT OF REVENUES AND EXPENDITURES**  
**AND CHANGES IN FUND BALANCE**  
**OTHER GOVERNMENTAL FUNDS**  
**FOR THE TEN (10) MONTHS ENDED 7/31/2023**

<u>COMBINED TOTAL</u>		<u>LAW LIBRARY</u>	<u>VEHICLE INVENTORY TAX</u>	<u>RECORDS PRESERVATION &amp; TECHNOLOGY FUNDS</u>	<u>EDUCATION</u>
<b>REVENUES:</b>					
\$191,225.03	TAXES & LICENSES	\$0.00	\$184,225.03	\$0.00	\$0.00
18,029,994.25	FEES OF OFFICE	1,186,944.79	445,453.75	4,050,843.27	23,662.00
26,796,705.59	INTERGOVERNMENTAL	0.00	0.00	0.00	71,462.64
4,195,316.15	INVESTMENT INCOME	55,546.44	89,363.29	976,799.56	0.00
4,827,130.98	MISCELLANEOUS	39,339.17	61,110.80	492.41	0.00
54,040,372.00	TOTAL REVENUES	1,281,830.40	780,152.87	5,028,135.24	95,124.64
<b>EXPENDITURES:</b>					
<b>CURRENT:</b>					
6,681,647.92	GENERAL GOVERNMENT	0.00	41,411.77	4,262,064.08	0.00
7,888,208.52	PUBLIC SAFETY	0.00	0.00	0.00	162,144.68
2,824,044.12	JUDICIAL	179,616.65	0.00	915,477.73	24,467.35
31,147,870.99	COMMUNITY SERVICES	762,488.56	0.00	0.00	0.00
585,489.69	CAPITAL/CONSTRUCTION	12,431.09	7,351.30	87,217.32	0.00
199,651.93	DEBT SERVICE	0.00	0.00	39,583.30	0.00
49,326,913.17	TOTAL EXPENDITURES	954,536.30	48,763.07	5,304,342.43	186,612.03
4,713,458.83	EXCESS (DEFICIT) OF REVENUES OVER EXPENDITURES	327,294.10	731,389.80	(276,207.19)	(91,487.39)
<b>OTHER FINANCING SOURCES (USES):</b>					
3,139,764.40	OPERATING TRANSFERS IN	0.00	0.00	0.00	0.00
(1,392,034.72)	OPERATING TRANSFERS OUT	0.00	0.00	(514,680.62)	0.00
81,359.28	LEASES (AS LESSEE)	0.00	0.00	0.00	0.00
6,542,547.79	EXCESS (DEFICIT) OF REVENUES AND OPERATING TRANSFERS OVER EXPENDITURES	327,294.10	731,389.80	(790,887.81)	(91,487.39)
<b>FUND BALANCES:</b>					
113,930,145.29	BEGINNING OF PERIOD	1,298,121.40	2,319,415.86	26,493,661.75	296,325.66
<u>\$120,472,693.08</u>	END OF PERIOD	<u>\$1,625,415.50</u>	<u>\$3,050,805.66</u>	<u>\$25,702,773.94</u>	<u>\$204,838.27</u>

PUBLIC HEALTH	CONSUMER HEALTH	COURT DESIGNATED FUNDS	DISTRICT ATTORNEY CONTRACTS	SHERIFF CONTRACTS	MISCELLANEOUS CONTRACTS
\$0.00	\$0.00	\$0.00	\$0.00	\$0.00	\$7,000.00
1,011,938.65	815,596.20	2,474,939.06	930.00	0.00	8,019,686.53
21,079,182.50	0.00	89,097.37	0.00	0.00	5,556,963.08
1,888,657.34	13,319.18	134,261.54	63,865.32	193,089.78	780,413.70
354.16	0.00	0.00	641,407.41	2,693,529.82	1,390,897.21
23,980,132.65	828,915.38	2,698,297.97	706,202.73	2,886,619.60	15,754,960.52
107,277.64	0.00	448,503.06	0.00	0.00	1,822,391.37
0.00	0.00	0.00	0.00	3,432,288.30	4,293,775.54
0.00	0.00	501,281.33	438,325.21	0.00	764,875.85
17,901,571.17	807,738.22	82,500.00	0.00	0.00	11,593,573.04
101,689.70	0.00	5,939.99	60,758.96	76,331.16	233,770.17
99,304.86	0.00	0.00	0.00	60,763.77	0.00
18,209,843.37	807,738.22	1,038,224.38	499,084.17	3,569,383.23	18,708,385.97
5,770,289.28	21,177.16	1,660,073.59	207,118.56	(682,763.63)	(2,953,425.45)
0.00	0.00	0.00	0.00	0.00	3,139,764.40
0.00	0.00	(877,354.10)	0.00	0.00	0.00
81,359.28	0.00	0.00	0.00	0.00	0.00
5,851,648.56	21,177.16	782,719.49	207,118.56	(682,763.63)	186,338.95
50,043,247.42	365,504.46	3,383,609.99	1,678,062.73	6,079,914.44	21,972,281.58
<u>\$55,894,895.98</u>	<u>\$386,681.62</u>	<u>\$4,166,329.48</u>	<u>\$1,885,181.29</u>	<u>\$5,397,150.81</u>	<u>\$22,158,620.53</u>



**TARRANT COUNTY, TEXAS  
RECORDS PRESERVATION FUNDS  
FUND DESCRIPTION**

**FUND 21100 - RECORDS PRESERVATION & AUTOMATION FUND - FILINGS**

This fund was established, pursuant to State statutes, to account for the collection and expenditure of monies collected from filing fees to allow for the preservation and automation of County records. The County Clerk has discretion over the use of this fund.

**FUND 21200 - RECORDS PRESERVATION & AUTOMATION FUND - CONVICTIONS**

This fund was established, pursuant to State statutes, to account for the collection and expenditure of monies collected in court for the preservation and automation of County records.

**FUND 21300 - RECORDS PRESERVATION & RESTORATION FUND**

This fund was established, pursuant to State statutes, to account for the collection and expenditure of monies collected from filing fees for the preservation and restoration of County records.

**FUND 21400 - COURT RECORD PRESERVATION FUND**

This fund was established, pursuant to State statutes, to account for the collection and expenditure of monies collected from filing fees for the preservation and restoration of County records.

**FUND 21500 – DISTRICT COURT RECORDS TECHNOLOGY (ARCHIVE) FUND**

This fund was established, pursuant to State statutes, to account for the collection and expenditure of monies collected from filing fees for the preservation and restoration of district court records archives.

**FUND 21600 – DISTRICT CLERK RECORDS MANAGEMENT AND PRESERVATION FUND**

This fund was established, pursuant to State statutes, to account for the collection and expenditure of monies collected from filing fees for the records management and preservation services by the court clerk.

**TARRANT COUNTY, TEXAS**  
**COMBINING BALANCE SHEET**  
**RECORD PRESERVATION**  
**AS OF 7/31/2023**

<u>COMBINED TOTAL</u>		<u>RECORDS PRESERVATION &amp; AUTOMATION -FILINGS</u>	<u>RECORDS PRESERVATION &amp; AUTOMATION -CONVICTIONS</u>	<u>RECORDS PRESERVATION &amp; RESTORATION</u>
<b>ASSETS</b>				
\$25,808,744.94	CASH AND INVESTMENTS	\$10,998,634.41	\$65,001.16	\$12,763,992.84
<u>6,109.03</u>	PREPAID EXPENSES AND INVENTORY	<u>0.00</u>	<u>0.00</u>	<u>6,109.03</u>
<u>\$25,814,853.97</u>	TOTAL ASSETS	<u>\$10,998,634.41</u>	<u>\$65,001.16</u>	<u>\$12,770,101.87</u>
<b>LIABILITIES AND FUND BALANCES</b>				
<b>LIABILITIES:</b>				
\$69,468.48	ACCOUNTS PAYABLE	\$55,577.84	\$1,621.96	\$0.00
42,611.55	OTHER LIABILITIES	23,940.63	0.00	6,552.44
<u>0.00</u>	DUE TO OTHER FUNDS	<u>0.00</u>	<u>0.00</u>	<u>0.00</u>
112,080.03	TOTAL LIABILITIES	79,518.47	1,621.96	6,552.44
<b>FUND BALANCES:</b>				
<u>25,702,773.94</u>	FUND BALANCES	<u>10,919,115.94</u>	<u>63,379.20</u>	<u>12,763,549.43</u>
<u>\$25,814,853.97</u>	TOTAL LIABILITIES AND FUND BALANCES	<u>\$10,998,634.41</u>	<u>\$65,001.16</u>	<u>\$12,770,101.87</u>

<u>COURT RECORD PRESERVATION</u>	<u>DISTRICT COURT RECORDS TECHNOLOGY (ARCHIVE)</u>	<u>DISTRICT CLERK RECORDS MANAGEMENT &amp; PRESERVATION</u>
\$551,276.96	\$112,700.76	\$1,317,138.81
<u>0.00</u>	<u>0.00</u>	<u>0.00</u>
<u>\$551,276.96</u>	<u>\$112,700.76</u>	<u>\$1,317,138.81</u>

\$0.00	\$0.00	\$12,268.68
5,784.94	0.00	6,333.54
<u>0.00</u>	<u>0.00</u>	<u>0.00</u>
5,784.94	0.00	18,602.22


<u>545,492.02</u>	<u>112,700.76</u>	<u>1,298,536.59</u>
<u>\$551,276.96</u>	<u>\$112,700.76</u>	<u>\$1,317,138.81</u>



**TARRANT COUNTY, TEXAS**  
**COMBINING STATEMENT OF REVENUES AND EXPENDITURES**  
**AND CHANGES IN FUND BALANCE**  
**RECORDS PRESERVATION**  
**FOR THE TEN (10) MONTHS ENDED 7/31/2023**

<b>COMBINED TOTAL</b>		<b>RECORDS PRESERVATION &amp; AUTOMATION -FILINGS</b>	<b>RECORDS PRESERVATION &amp; AUTOMATION -CONVICTIONS</b>	<b>RECORDS PRESERVATION RESTORATION</b>
	<b>REVENUES:</b>			
\$4,050,843.27	FEES OF OFFICE	\$1,964,040.37	\$19,065.17	\$1,276,224.00
976,799.56	INVESTMENT INCOME	401,919.93	1,865.71	496,286.92
492.41	MISCELLANEOUS	447.89	6.50	38.02
<u>5,028,135.24</u>	<b>TOTAL REVENUES</b>	<u>2,366,408.19</u>	<u>20,937.38</u>	<u>1,772,548.94</u>
	<b>EXPENDITURES:</b>			
	<b>CURRENT:</b>			
4,262,064.08	GENERAL GOVERNMENT	1,344,942.91	0.00	2,917,121.17
915,477.73	JUDICIAL	332,845.17	0.00	0.00
87,217.32	CAPITAL/CONSTRUCTION	87,217.32	0.00	0.00
39,583.30	DEBT SERVICE	0.00	0.00	39,583.30
<u>5,304,342.43</u>	<b>TOTAL EXPENDITURES</b>	<u>1,765,005.40</u>	<u>0.00</u>	<u>2,956,704.47</u>
(276,207.19)	EXCESS (DEFICIT) OF REVENUES OVER EXPENDITURES	601,402.79	20,937.38	(1,184,155.53)
	<b>OTHER FINANCING SOURCES (USES):</b>			
(514,680.62)	OPERATING TRANSFERS OUT	(257,340.31)	0.00	0.00
(790,887.81)	EXCESS (DEFICIT ) OF REVENUES AND OPERATING TRANSFERS OVER EXPENDITURES	344,062.48	20,937.38	(1,184,155.53)
	<b>FUND BALANCES:</b>			
26,493,661.75	BEGINNING OF PERIOD	10,575,053.46	42,441.82	13,947,704.96
<u>\$25,702,773.94</u>	END OF PERIOD	<u>\$10,919,115.94</u>	<u>\$63,379.20</u>	<u>\$12,763,549.43</u>

<u>COURT RECORD PRESERVATION</u>	<u>DISTRICT COURT RECORDS TECHNOLOGY (ARCHIVE)</u>	<u>DISTRICT CLERK RECORDS MANAGEMENT &amp; PRESERVATION</u>
\$13,809.19	\$14,092.07	\$763,612.47
33,520.27	3,932.05	39,274.68
0.00	0.00	0.00
47,329.46	18,024.12	802,887.15
0.00	0.00	0.00
295,185.41	0.00	287,447.15
0.00	0.00	0.00
0.00	0.00	0.00
295,185.41	0.00	287,447.15
(247,855.95)	18,024.12	515,440.00
(257,340.31)	0.00	0.00
(505,196.26)	18,024.12	515,440.00
1,050,688.28	94,676.64	783,096.59
<u>\$545,492.02</u>	<u>\$112,700.76</u>	<u>\$1,298,536.59</u>



**TARRANT COUNTY, TEXAS  
COURT DESIGNATED FUNDS  
FUND DESCRIPTION**

**FUND 22100 - COURTHOUSE SECURITY FUND**

This fund was established, pursuant to State statutes, to account for the collection of Courthouse security fees assessed in court cases. Revenue is subsequently transferred to the general fund where expenditures for Courthouse security are recorded.

**FUND 22400 – JUVENILE DELINQUENCY PREVENTION FUND**

This fund was established, pursuant to State statutes, to account for the collection of a fee related to graffiti court cases. The revenues in this fund are to be used to repair damages, provide educational and intervention programs, and provide rewards to the public for aiding in the apprehension and prosecution of offenders who commit graffiti offenses.

**FUND 22500 - ALTERNATIVE DISPUTE RESOLUTION SYSTEM (ADRS)**

This fund was established, pursuant to State statutes, to account for an alternative dispute resolution system for the peaceable and expeditious resolution of citizen disputes.

**FUND 22600 – PROBATE CONTRIBUTIONS FUND**

This fund was established, pursuant to State statutes, to account for the collection of a fee under Section 51.704. The revenues in this fund are to be used for court-related purposes for the support of the statutory probate courts.

**FUND 24300 - APPELLATE JUDICIAL SYSTEM FUND**

This fund was established, pursuant to State statutes, to account for the collection and expenditure of monies collected in civil cases to provide for a portion of the operational costs of the Court of Appeals.

**FUND 22700 – JUSTICE COURT TECHNOLOGY FUND**

This fund was established, pursuant to State statutes, to account for the collection and expenditure of monies to provide for technology in the justice of the peace courts.

**FUND 22800 – JUSTICE COURT BUILDING SECURITY FUND**

This fund was established, pursuant to State statutes, to account for the collection and expenditure of monies to provide for security in the justice court buildings.

**FUND 22900 – CHILD ABUSE PREVENTION FUND**

This fund was established, pursuant to State statutes, to account for the collection and expenditure of monies to provide for child abuse prevention programs.

**FUND 23000 – FAMILY PROTECTION FUND**

This fund was established, pursuant to State statutes, to account for the collection and expenditure of monies to provide for family protection services.

**FUND 23100 – GUARDIANSHIP FUND**

This fund was established, pursuant to State statutes, to account for the collection and expenditure of monies to provide compensation of a guardian ad litem, an attorney ad litem, and/or fund local guardianship programs for indigent incapacitated persons.

**FUND 23200 – DRUG AND ALCOHOL COURT FUND**

This fund was established, pursuant to State statutes, to account for the collection and expenditure of monies to provide for drug and alcohol court program.

**FUND 23300 – COUNTY AND DISTRICT COURT TECHNOLOGY FUND**

This fund was established, pursuant to State statutes, to account for the collection and expenditure of monies to provide for county and district court technology.

**TARRANT COUNTY, TEXAS  
COURT DESIGNATED FUNDS  
FUND DESCRIPTION**

**FUND 23400 – SPECIALTY COURT FUND**

This fund was established, pursuant to State statutes, to account for the collection and expenditure of monies to provide for eligible specialty court programs.

**FUND 23500 – TRUANCY PREVENTION AND DIVERSION FUND**

This fund was established, pursuant to State statutes, to account for the collection and expenditure of monies to provide for a juvenile case manager and implement programs to prevent or reduce juvenile referrals to the court.

**FUND 23600 – LANGUAGE ACCESS FUND**

This fund was established, pursuant to State statutes, to account for the collection and expenditure of monies to provide language access services for individuals appearing before the court or receiving court services.



**TARRANT COUNTY, TEXAS**  
**COMBINING BALANCE SHEET**  
**COURT DESIGNATED FUNDS**  
**AS OF 7/31/2023**

<u>COMBINED TOTAL</u>		<u>COURTHOUSE SECURITY</u>	<u>JUVENILE DELINQUENCY PREVENTION</u>	<u>ADRS</u>	<u>PROBATE CONTRIBUTION FUND</u>	<u>APPELLATE JUDICIAL SYSTEM</u>	<u>JUSTICE COURT TECHNOLOGY FUND</u>
<b>ASSETS</b>							
\$4,181,230.61	CASH AND INVESTMENTS	\$90,891.21	\$2,991.51	\$2,091,952.64	\$812,941.07	\$33,201.90	\$231,263.16
0.00	OTHER RECEIVABLES	0.00	0.00	0.00	0.00	0.00	0.00
<u>\$4,181,230.61</u>	<b>TOTAL ASSETS</b>	<u>\$90,891.21</u>	<u>\$2,991.51</u>	<u>\$2,091,952.64</u>	<u>\$812,941.07</u>	<u>\$33,201.90</u>	<u>\$231,263.16</u>
<b>LIABILITIES AND FUND BALANCES</b>							
<b>LIABILITIES:</b>							
\$712.49	ACCOUNTS PAYABLE	\$0.00	\$0.00	\$712.49	\$0.00	\$0.00	\$0.00
<u>14,188.64</u>	OTHER LIABILITIES	<u>0.00</u>	<u>0.00</u>	<u>8,001.16</u>	<u>1,143.20</u>	<u>1,843.53</u>	<u>0.00</u>
14,901.13	<b>TOTAL LIABILITIES</b>	0.00	0.00	8,713.65	1,143.20	1,843.53	0.00
<b>FUND BALANCES:</b>							
<u>4,166,329.48</u>	<b>FUND BALANCES</b>	<u>90,891.21</u>	<u>2,991.51</u>	<u>2,083,238.99</u>	<u>811,797.87</u>	<u>31,358.37</u>	<u>231,263.16</u>
<u>\$4,181,230.61</u>	<b>TOTAL LIABILITIES AND FUND BALANCES</b>	<u>\$90,891.21</u>	<u>\$2,991.51</u>	<u>\$2,091,952.64</u>	<u>\$812,941.07</u>	<u>\$33,201.90</u>	<u>\$231,263.16</u>

JUSTICE COURT BLDG SECURITY FUND	CHILD ABUSE PREVENTION FUND	FAMILY PROTECTION FUND	GUARDIANSHIP FUND	DRUG & ALCOHOL COURT	COUNTY AND DISTRICT COURT TECHNOLOGY FUND	SPECIALTY COURT FUND	TRUANCY PREVENTION & DIVERSION FUND	LANGUAGE ACCESS FUND
\$0.00	\$27,519.96	\$106.94	\$119,009.95	\$92,329.20	\$233,647.11	\$82,949.74	\$105,939.03	\$256,487.19
0.00	0.00	0.00	0.00	0.00	0.00	0.00	0.00	0.00
<u>\$0.00</u>	<u>\$27,519.96</u>	<u>\$106.94</u>	<u>\$119,009.95</u>	<u>\$92,329.20</u>	<u>\$233,647.11</u>	<u>\$82,949.74</u>	<u>\$105,939.03</u>	<u>\$256,487.19</u>
\$0.00	\$0.00	\$0.00	\$0.00	\$0.00	\$0.00	\$0.00	\$0.00	\$0.00
0.00	0.00	0.00	0.00	0.00	0.00	3,200.75	0.00	0.00
0.00	0.00	0.00	0.00	0.00	0.00	3,200.75	0.00	0.00
<u>0.00</u>	<u>27,519.96</u>	<u>106.94</u>	<u>119,009.95</u>	<u>92,329.20</u>	<u>233,647.11</u>	<u>79,748.99</u>	<u>105,939.03</u>	<u>256,487.19</u>
<u>\$0.00</u>	<u>\$27,519.96</u>	<u>\$106.94</u>	<u>\$119,009.95</u>	<u>\$92,329.20</u>	<u>\$233,647.11</u>	<u>\$82,949.74</u>	<u>\$105,939.03</u>	<u>\$256,487.19</u>



**TARRANT COUNTY, TEXAS**  
**COMBINING STATEMENT OF REVENUES AND EXPENDITURES**  
**AND CHANGES IN FUND BALANCE**  
**COURT DESIGNATED FUNDS**  
**FOR THE TEN (10) MONTHS ENDED 7/31/2023**

COMBINED TOTAL		COURTHOUSE SECURITY	JUVENILE DELINQUENCY PREVENTION	ADRS	PROBATE CONTRIBUTION FUND	APPELLATE JUDICIAL SYSTEM	JUSTICE COURT TECHNOLOGY FUND
<b>REVENUES:</b>							
\$2,474,939.06	FEES OF OFFICE	\$961,158.74	\$0.00	\$768,692.03	\$0.00	\$164,735.57	\$23,470.01
89,097.37	INTERGOVERNMENTAL	0.00	0.00	0.00	89,097.37	0.00	0.00
134,261.54	INVESTMENT INCOME	0.00	108.30	68,496.11	29,425.57	1,296.23	7,984.83
0.00	MISCELLANEOUS	0.00	0.00	0.00	0.00	0.00	0.00
2,698,297.97	TOTAL REVENUES	961,158.74	108.30	837,188.14	118,522.94	166,031.80	31,454.84
<b>EXPENDITURES:</b>							
<b>CURRENT:</b>							
448,503.06	GENERAL GOVERNMENT	0.00	0.00	338,503.06	0.00	0.00	0.00
501,281.33	JUDICIAL	0.00	0.00	0.00	118,142.57	157,176.59	0.00
82,500.00	COMMUNITY SERVICES	0.00	0.00	0.00	0.00	0.00	0.00
5,939.99	CAPITAL/CONSTRUCTION	0.00	0.00	0.00	0.00	0.00	54.99
1,038,224.38	TOTAL EXPENDITURES	0.00	0.00	338,503.06	118,142.57	157,176.59	54.99
1,660,073.59	EXCESS (DEFICIT) OF REVENUES OVER EXPENDITURES	961,158.74	108.30	498,685.08	380.37	8,855.21	31,399.85
<b>OTHER FINANCING SOURCES (USES):</b>							
(877,354.10)	OPERATING TRANSFERS OUT	(870,267.53)	0.00	0.00	0.00	0.00	0.00
782,719.49	EXCESS (DEFICIT) OF REVENUES AND OPERATING TRANSFERS OVER EXPENDITURES	90,891.21	108.30	498,685.08	380.37	8,855.21	31,399.85
<b>FUND BALANCES:</b>							
3,383,609.99	BEGINNING OF PERIOD	0.00	2,883.21	1,584,553.91	811,417.50	22,503.16	199,863.31
<u>\$4,166,329.48</u>	END OF PERIOD	<u>\$90,891.21</u>	<u>\$2,991.51</u>	<u>\$2,083,238.99</u>	<u>\$811,797.87</u>	<u>\$31,358.37</u>	<u>\$231,263.16</u>

JUSTICE COURT BLDG SECURITY FUND	CHILD ABUSE PREVENTION FUND	FAMILY PROTECTION FUND	GUARDIANSHIP FUND	DRUG & ALCOHOL COURT	COUNTY AND DISTRICT COURT TECHNOLOGY FUND	SPECIALTY COURT FUND	TRUANCY PREVENTION & DIVERSION FUND	LANGUAGE ACCESS FUND
\$7,086.57	\$8,040.48	\$105.00	\$100,245.83	\$6,584.37	\$25,632.50	\$125,565.80	\$27,134.97	\$256,487.19
0.00	0.00	0.00	0.00	0.00	0.00	0.00	0.00	0.00
0.00	1,598.14	1.94	5,414.66	4,979.80	8,067.17	3,412.12	3,476.67	0.00
0.00	0.00	0.00	0.00	0.00	0.00	0.00	0.00	0.00
7,086.57	9,638.62	106.94	105,660.49	11,564.17	33,699.67	128,977.92	30,611.64	256,487.19
0.00	0.00	0.00	110,000.00	0.00	0.00	0.00	0.00	0.00
0.00	5,000.00	0.00	0.00	58,185.00	0.00	157,777.17	5,000.00	0.00
0.00	82,500.00	0.00	0.00	0.00	0.00	0.00	0.00	0.00
0.00	0.00	0.00	0.00	0.00	5,885.00	0.00	0.00	0.00
0.00	87,500.00	0.00	110,000.00	58,185.00	5,885.00	157,777.17	5,000.00	0.00
7,086.57	(77,861.38)	106.94	(4,339.51)	(46,620.83)	27,814.67	(28,799.25)	25,611.64	256,487.19
(7,086.57)	0.00	0.00	0.00	0.00	0.00	0.00	0.00	0.00
0.00	(77,861.38)	106.94	(4,339.51)	(46,620.83)	27,814.67	(28,799.25)	25,611.64	256,487.19
0.00	105,381.34	0.00	123,349.46	138,950.03	205,832.44	108,548.24	80,327.39	0.00
\$0.00	\$27,519.96	\$106.94	\$119,009.95	\$92,329.20	\$233,647.11	\$79,748.99	\$105,939.03	\$256,487.19



**TARRANT COUNTY, TEXAS  
ENTERPRISE FUNDS  
FUND DESCRIPTIONS**

**FUND 51100 – RESOURCE CONNECTION**

This fund was established to account for activities of the Resource Connection.

**FUND 51200 – OIL & GAS ROYALTY FUND**

This fund was established to account for proceeds from the lease of County mineral rights on the Resource Connection campus.

**TARRANT COUNTY, TEXAS**  
**STATEMENT OF NET POSITION**  
**ENTERPRISE FUNDS**  
**AS OF 7/31/2023**

COMBINED TOTAL		RESOURCE CONNECTION	OIL & GAS ROYALTY
<b>ASSETS</b>			
\$4,991,170.27	CASH AND INVESTMENTS	\$3,099,624.50	\$1,891,545.77
2,921,114.94	OTHER RECEIVABLES (NET)	2,921,114.94	0.00
7,075.00	PREPAID EXPENSES & INVENTORY	7,075.00	0.00
<u>3,469,408.49</u>	FIXED ASSETS (NET)	<u>3,023,715.17</u>	<u>445,693.32</u>
<u>11,388,768.70</u>	TOTAL ASSETS	<u>9,051,529.61</u>	<u>2,337,239.09</u>
<b>DEFERRED OUTFLOWS OF RESOURCES</b>			
110,089.00	PENSION CONTRIBUTIONS AFTER MEASUREMENT DATE	110,089.00	0.00
5,462.00	DIFFERENCE IN EXPECTED & ACTUAL PENSION EXPERIENCE	5,462.00	0.00
175,908.00	CHANGES IN PENSION ASSUMPTIONS	175,908.00	0.00
1,280.00	DIFFERENCE IN EXPECTED & ACTUAL OPEB EXPERIENCE	1,280.00	0.00
83,322.00	CHANGES IN OPEB ASSUMPTIONS	83,322.00	0.00
<u>25,625.00</u>	OPEB CONTRIBUTIONS AFTER MEASUREMENT DATE	<u>25,625.00</u>	<u>0.00</u>
<u>401,686.00</u>	TOTAL DEFERRED OUTFLOWS OF RESOURCES	<u>401,686.00</u>	<u>0.00</u>
<b>LIABILITIES</b>			
81,206.79	ACCOUNTS PAYABLE	81,206.79	0.00
24,315.86	OTHER LIABILITIES	24,315.86	0.00
381,576.89	ADVANCE FROM CAPITAL PROJECTS FUND	381,576.89	0.00
36,723.03	UNEARNED REVENUE	36,723.03	0.00
69,472.00	NET PENSION LIABILITY	69,472.00	0.00
692,349.00	OTHER POST EMPLOYMENT BENEFIT LIABILITY	692,349.00	0.00
<u>117,329.13</u>	COMPENSATED ABSENCES	<u>117,329.13</u>	<u>0.00</u>
<u>1,402,972.70</u>	TOTAL LIABILITIES	<u>1,402,972.70</u>	<u>0.00</u>
<b>DEFERRED INFLOWS OF RESOURCES</b>			
14,257.00	DIFFERENCE IN EXPECTED & ACTUAL PENSION EXPERIENCE	14,257.00	0.00
583,380.00	DIFFERENCE IN PROJECTED & ACTUAL PENSION EARNINGS	583,380.00	0.00
14,112.00	CHANGES IN PENSION ASSUMPTIONS	14,112.00	0.00
96,257.00	DIFFERENCE IN EXPECTED & ACTUAL OPEB EXPERIENCE	96,257.00	0.00
68,462.00	CHANGES IN OPEB ASSUMPTIONS	68,462.00	0.00
<u>2,950,841.79</u>	DEFERRED LEASE INFLOW	<u>2,950,841.79</u>	<u>0.00</u>
<u>3,727,309.79</u>	TOTAL DEFERRED INFLOWS OF RESOURCES	<u>3,727,309.79</u>	<u>0.00</u>
<b>NET POSITION</b>			
<u>6,660,172.21</u>	NET POSITION	<u>4,322,933.12</u>	<u>2,337,239.09</u>
<u>\$6,660,172.21</u>	TOTAL NET POSITION	<u>\$4,322,933.12</u>	<u>\$2,337,239.09</u>

**TARRANT COUNTY, TEXAS**  
**COMBINING STATEMENT OF REVENUES, EXPENSES**  
**AND CHANGES IN FUND NET POSITION**  
**ENTERPRISE FUNDS**  
**FOR THE TEN (10) MONTHS ENDED 7/31/2023**

<u>COMBINED TOTAL</u>		<u>RESOURCE CONNECTION</u>	<u>OIL &amp; GAS ROYALTY</u>
	<b>OPERATING REVENUES:</b>		
\$2,829,069.63	BUILDING RENTALS	\$2,829,069.63	\$0.00
<u>148,267.18</u>	OTHER REVENUES	<u>14,305.55</u>	<u>133,961.63</u>
2,977,336.81	TOTAL OPERATING REVENUES	2,843,375.18	133,961.63
	<b>OPERATING EXPENSES:</b>		
1,010,210.54	PERSONNEL	1,010,210.54	0.00
1,322,589.79	BUILDING AND EQUIPMENT	1,322,589.79	0.00
182,324.40	DEPRECIATION AND AMORTIZATION	123,923.55	58,400.85
50,021.33	INSURANCE PREMIUMS	50,021.33	0.00
<u>174,916.69</u>	OTHER EXPENSES	<u>174,916.69</u>	<u>0.00</u>
<u>2,740,062.75</u>	TOTAL OPERATING EXPENSES	<u>2,681,661.90</u>	<u>58,400.85</u>
237,274.06	OPERATING INCOME (LOSS)	161,713.28	75,560.78
	<b>NON-OPERATING REVENUE (EXPENSE):</b>		
<u>198,062.96</u>	INTEREST INCOME	<u>131,559.97</u>	<u>66,502.99</u>
435,337.02	NET INCOME (LOSS) BEFORE TRANSFERS	293,273.25	142,063.77
	<b>OPERATING TRANSFERS:</b>		
0.00	OPERATING TRANSFERS IN	0.00	0.00
<u>0.00</u>	OPERATING TRANSFERS OUT	<u>0.00</u>	<u>0.00</u>
435,337.02	NET INCOME (LOSS)	293,273.25	142,063.77
	<b>NET POSITION:</b>		
<u>6,224,835.19</u>	BEGINNING OF PERIOD	<u>4,029,659.87</u>	<u>2,195,175.32</u>
<u>\$6,660,172.21</u>	END OF PERIOD	<u>\$4,322,933.12</u>	<u>\$2,337,239.09</u>



**TARRANT COUNTY, TEXAS  
INTERNAL SERVICE FUNDS  
FUND DESCRIPTIONS**

**FUND 61500 - SELF INSURANCE FUND**

This fund was established to account for expenditures of bond proceeds received in fiscal year 1998 for the county self insured general liability claims.

**FUND 61900 - WORKERS COMPENSATION**

This fund was established to account for workers compensation claims. Prior to the establishment of fund 615, this fund was used for general liability and automobile/property damage claims.

**FUND 62100 - COUNTY CLERK PROFESSIONAL LIABILITY FUND**

This fund was established to account for the County Clerk's errors and omissions self insurance.

**FUND 62200 - DISTRICT CLERK PROFESSIONAL LIABILITY FUND**

This fund was established to account for the District Clerk's errors and omissions self insurance.

**FUND 65100 - EMPLOYEE BENEFITS FUND**

This fund was established to account for Tarrant County employee benefits.



**TARRANT COUNTY, TEXAS**  
**STATEMENT OF NET POSITION**  
**INTERNAL SERVICE FUNDS**  
**AS OF 7/31/2023**


<u>COMBINED TOTAL</u>		<u>SELF INSURANCE</u>	<u>WORKERS COMPENSATION</u>	<u>COUNTY CLERK PROFESSIONAL LIABILITY</u>
<b>ASSETS</b>				
\$57,555,309.36	CASH AND INVESTMENTS	\$12,322,015.14	\$5,337,320.85	\$749,174.64
44,710.71	OTHER RECEIVABLES	11,295.38	0.00	0.00
<u>339,367.00</u>	PREPAID EXPENSES AND INVENTORY	<u>0.00</u>	<u>140,000.00</u>	<u>0.00</u>
<u>57,939,387.07</u>	TOTAL ASSETS	<u>12,333,310.52</u>	<u>5,477,320.85</u>	<u>749,174.64</u>
<b>LIABILITIES</b>				
579,672.10	ACCOUNTS PAYABLE	28,126.34	493.32	0.00
20,947,746.75	OTHER LIABILITIES	2,150,400.00	14,281,050.00	0.00
<u>117,340.74</u>	UNEARNED REVENUE	<u>0.00</u>	<u>0.00</u>	<u>0.00</u>
<u>21,644,759.59</u>	TOTAL LIABILITIES	<u>2,178,526.34</u>	<u>14,281,543.32</u>	<u>0.00</u>
<b>NET POSITION</b>				
<u>36,294,627.48</u>	NET POSITION	<u>10,154,784.18</u>	<u>(8,804,222.47)</u>	<u>749,174.64</u>
<u><u>\$36,294,627.48</u></u>	TOTAL NET POSITION	<u><u>\$10,154,784.18</u></u>	<u><u>(\$8,804,222.47)</u></u>	<u><u>\$749,174.64</u></u>

<b>DISTRICT CLERK PROFESSIONAL LIABILITY</b>	<b>EMPLOYEE BENEFITS</b>
\$418,692.44	\$38,728,106.29
0.00	33,415.33
0.00	199,367.00
<u>418,692.44</u>	<u>38,960,888.62</u>
0.00	551,052.44
0.00	4,516,296.75
0.00	117,340.74
<u>0.00</u>	<u>5,184,689.93</u>
<u>418,692.44</u>	<u>33,776,198.69</u>
<u><u>\$418,692.44</u></u>	<u><u>\$33,776,198.69</u></u>

**TARRANT COUNTY, TEXAS**  
**COMBINING STATEMENT OF REVENUES, EXPENSES**  
**AND CHANGES IN FUND NET POSITION**  
**INTERNAL SERVICE FUNDS**  
**FOR THE TEN (10) MONTHS ENDED 7/31/2023**

<u>COMBINED TOTAL</u>		<u>SELF INSURANCE</u>	<u>WORKERS COMPENSATION</u>	<u>COUNTY CLERK PROFESSIONAL LIABILITY</u>
	<b>OPERATING REVENUES:</b>			
\$20,547,296.97	USER FEES	\$0.00	\$0.00	\$5.00
49,068,044.60	COUNTY CONTRIBUTIONS	0.00	2,782,156.08	0.00
<u>3,236,965.60</u>	OTHER REVENUES	<u>13,890.97</u>	<u>96,732.03</u>	<u>0.00</u>
72,852,307.17	TOTAL OPERATING REVENUES	13,890.97	2,878,888.11	5.00
	<b>OPERATING EXPENSES:</b>			
3,846.91	BUILDING AND EQUIPMENT	1,500.00	0.00	0.00
68,499,772.43	SELF INSURANCE CLAIMS	663,146.43	2,441,544.92	0.00
5,924,403.58	INSURANCE PREMIUMS	0.00	0.00	0.00
3,912,953.58	ADMINISTRATION	0.00	0.00	0.00
<u>1,301,326.49</u>	OTHER EXPENSES	<u>169,768.29</u>	<u>373,137.68</u>	<u>0.00</u>
<u>79,642,302.99</u>	TOTAL OPERATING EXPENSES	<u>834,414.72</u>	<u>2,814,682.60</u>	<u>0.00</u>
(6,789,995.82)	OPERATING INCOME (LOSS)	(820,523.75)	64,205.51	5.00
	<b>NON-OPERATING REVENUE (EXPENSE):</b>			
<u>2,111,743.70</u>	INTEREST INCOME	<u>440,875.83</u>	<u>181,931.04</u>	<u>27,123.44</u>
(4,678,252.12)	NET INCOME (LOSS) BEFORE TRANSFERS	(379,647.92)	246,136.55	27,128.44
	<b>OPERATING TRANSFERS:</b>			
10,000,000.00	OPERATING TRANSFERS IN	10,000,000.00	0.00	0.00
<u>0.00</u>	OPERATING TRANSFERS OUT	<u>0.00</u>	<u>0.00</u>	<u>0.00</u>
5,321,747.88	NET INCOME (LOSS)	9,620,352.08	246,136.55	27,128.44
	<b>NET POSITION:</b>			
<u>30,972,879.60</u>	BEGINNING OF PERIOD	<u>534,432.10</u>	<u>(9,050,359.02)</u>	<u>722,046.20</u>
<u>\$36,294,627.48</u>	END OF PERIOD	<u>\$10,154,784.18</u>	<u>(\$8,804,222.47)</u>	<u>\$749,174.64</u>

<u>DISTRICT CLERK PROFESSIONAL LIABILITY</u>	<u>EMPLOYEE BENEFITS</u>
\$30.00	\$20,547,261.97
0.00	46,285,888.52
0.00	3,126,342.60
30.00	69,959,493.09
0.00	2,346.91
150,000.00	65,245,081.08
0.00	5,924,403.58
0.00	3,912,953.58
15,058.35	743,362.17
165,058.35	75,828,147.32
(165,028.35)	(5,868,654.23)
20,745.16	1,441,068.23
(144,283.19)	(4,427,586.00)
0.00	0.00
0.00	0.00
(144,283.19)	(4,427,586.00)
562,975.63	38,203,784.69
\$418,692.44	\$33,776,198.69



**TARRANT COUNTY**  
**BUDGETARY INFORMATION**



**TARRANT COUNTY, TEXAS**  
**SUMMARY BUDGET VERSUS ACTUAL (BUDGET BASIS) REVENUE AND EXPENDITURES**  
**TAX SUPPORTED FUNDS**  
**FOR THE TEN (10) MONTHS ENDED 7/31/2023**

	CURRENT MONTH ACTUAL	YTD ACTUAL	BUDGET	PERCENT	LAST YEAR PERCENT
<b><u>GENERAL FUND</u></b>					
REVENUES:					
Taxes	\$3,171,182	\$505,724,535	\$505,760,379	99.99%	OVER 100%
Licenses	125,540	1,188,698	1,300,000	91.44%	OVER 100%
Fees of Office	3,000,823	66,618,408	69,802,751	95.44%	OVER 100%
Intergovernmental	5,739,711	28,396,758	28,159,038	OVER 100%	99.19%
Investment Income	2,779,917	24,049,144	9,101,900	OVER 100%	OVER 100%
Other Revenues	755,770	8,127,597	9,065,290	89.66%	OVER 100%
Transfers	615	877,354	928,000	94.54%	OVER 100%
Contingent			5,000,000		
Cash Carryforward		203,575,434	186,326,912		
	<u>\$15,573,558</u>	<u>\$838,557,928</u>	<u>\$815,444,270</u>	<u>OVER 100%</u>	<u>OVER 100%</u>
EXPENDITURES:					
Personnel	\$33,899,650	\$339,779,773	\$422,821,181	80.36%	79.48%
Other	9,205,652	117,402,143	157,635,007	74.48%	73.24%
Transfers	10,308,653	107,278,223	127,768,238	83.96%	82.85%
Grant Match and Subsidy	26,332	2,805,033	5,262,183	53.31%	25.90%
Undesignated			16,966,334		
Contingent			5,000,000		
Reserves			79,991,327		
	<u>\$53,440,287</u>	<u>\$567,265,173</u>	<u>\$815,444,270</u>	<u>69.57%</u>	<u>67.02%</u>
<b><u>ROAD &amp; BRIDGE FUND</u></b>					
REVENUES:					
Taxes	\$0	\$1	\$0	OVER 100%	OVER 100%
Fees of Office	1,747,580	16,057,920	18,320,000	87.65%	83.69%
Intergovernmental	0	56,368	56,000	OVER 100%	96.15%
Investment Income	81,220	605,140	280,000	OVER 100%	OVER 100%
Other Revenues	200	1,124,498	212,000	OVER 100%	OVER 100%
Transfers	1,255,037	12,550,355	15,060,427	83.33%	83.33%
Cash Carryforward		12,167,246	10,615,856		
	<u>\$3,084,037</u>	<u>\$42,561,527</u>	<u>\$44,544,283</u>	<u>95.55%</u>	<u>97.35%</u>
EXPENDITURES:					
Personnel	\$1,704,908	\$17,722,471	\$23,811,911	74.43%	75.80%
Other	769,820	10,704,051	19,313,196	55.42%	64.04%
Grant Match and Subsidy	0	34,019	1,111,445	3.06%	34.34%
Undesignated			307,731		
	<u>\$2,474,728</u>	<u>\$28,460,541</u>	<u>\$44,544,283</u>	<u>63.89%</u>	<u>69.99%</u>
<b><u>DEBT SERVICE FUND</u></b>					
REVENUES:					
Taxes	\$265,908	\$42,616,512	\$42,705,537	99.79%	99.97%
Investment Income	83,548	880,711	330,354	OVER 100%	OVER 100%
Other Revenues	0	25,857	0	OVER 100%	0.00%
Cash Carryforward		1,754,793	1,678,237		
	<u>\$349,456</u>	<u>\$45,277,873</u>	<u>\$44,714,128</u>	<u>OVER 100%</u>	<u>OVER 100%</u>
EXPENDITURES:					
Principal	\$28,240,000	\$28,240,000	\$28,240,000	100.00%	OVER 100%
Interest	7,004,066	14,964,127	14,964,128	100.00%	81.14%
Other Expenditures	0	2,750	10,000	27.50%	51.50%
Reserves			1,500,000		
	<u>\$35,244,066</u>	<u>\$43,206,877</u>	<u>\$44,714,128</u>	<u>96.63%</u>	<u>95.79%</u>



**TARRANT COUNTY, TEXAS**  
**GENERAL FUND FEES OF OFFICE ANALYSIS**  
**FOR THE TEN (10) MONTHS ENDED 7/31/2023**  
**(BUDGET BASIS)**

<u>FEE OFFICE</u>	<u>ACTUAL REVENUE</u>	<u>ANNUAL BUDGET</u>	<u>PERCENT COLLECTED</u>	<u>LAST YEAR PERCENT</u>
Tax Assessor/Collector	\$42,185,613	\$42,736,351	98.71%	OVER 100%
County Clerk	9,863,232	11,661,700	84.58%	OVER 100%
Sheriff	355,784	470,500	75.62%	91.07%
Constable 1	606,915	650,000	93.37%	OVER 100%
Constable 2	1,025,204	925,000	OVER 100%	OVER 100%
Constable 3	456,886	500,000	91.38%	OVER 100%
Constable 4	314,276	400,000	78.57%	87.05%
Constable 5	594,319	510,000	OVER 100%	OVER 100%
Constable 6	494,822	400,000	OVER 100%	OVER 100%
Constable 7	735,793	650,000	OVER 100%	OVER 100%
Constable 8	859,100	820,000	OVER 100%	OVER 100%
District Clerk	3,734,980	4,380,000	85.27%	86.08%
Domestic Relations	847,890	1,118,700	75.79%	88.17%
District Attorney	91,001	100,000	91.00%	OVER 100%
Justice of Peace 1	158,019	180,000	87.79%	84.88%
Justice of Peace 2	289,645	260,000	OVER 100%	OVER 100%
Justice of Peace 3	120,823	125,000	96.66%	70.36%
Justice of Peace 4	141,647	140,000	OVER 100%	71.19%
Justice of Peace 5	191,679	165,000	OVER 100%	OVER 100%
Justice of Peace 6	159,966	202,000	79.19%	84.67%
Justice of Peace 7	262,842	250,000	OVER 100%	87.31%
Justice of Peace 8	206,235	200,000	OVER 100%	OVER 100%
County Courts	20,178	23,000	87.73%	96.50%
Elections	964	1,500	64.24%	OVER 100%
Medical Examiner	2,500,923	2,585,000	96.75%	95.02%
Other	<u>399,674</u>	<u>349,000</u>	<u>OVER 100%</u>	<u>OVER 100%</u>
TOTAL	<u>\$66,618,408</u>	<u>\$69,802,751</u>	95.44%	OVER 100%
RATABLE COLLECTION PERCENTAGE			<u>83.33%</u>	

**TARRANT COUNTY, TEXAS  
BUDGET REPORT  
FOR THE TEN (10) MONTHS ENDED 7/31/2023**

	CURRENT MONTH EXPENDITURES	ENCUMBRANCES AND COMMITMENTS	TOTAL EXPENDITURES ENCUMBRANCES & COMMITMENTS	TOTAL BUDGET	UNEXPENDED BUDGET	% BUDGET USED
<b>GENERAL FUND</b>						
County Judge	84,886.58	6,722.55	842,860.42	1,070,944.00	228,083.58	78.70%
County Administrator	280,057.20	6,969.97	2,739,655.28	3,538,145.00	798,489.72	77.43%
Non-Departmental	11,255,673.30	431,897.91	120,517,338.96	142,754,876.00	22,237,537.04	84.42%
Auditor	718,342.76	8,653.11	6,971,589.09	8,477,649.00	1,506,059.91	82.23%
Budget/Risk Management	112,500.14	81.92	1,154,020.22	1,566,514.00	412,493.78	73.67%
Tax Assessor / Collector	1,233,356.43	280,043.08	14,073,581.13	18,141,795.00	4,068,213.87	77.58%
Elections Administration	448,870.29	691,934.24	7,156,590.91	10,832,207.00	3,675,616.09	66.07%
Information Technology	5,760,774.95	2,053,151.91	41,580,794.02	54,088,131.00	12,507,336.98	76.88%
Human Resources	322,395.69	58,305.98	3,021,475.78	4,293,274.00	1,271,798.22	70.38%
Purchasing	209,518.36	1,555.48	2,231,450.98	2,855,872.00	624,421.02	78.14%
Facilities	497,395.53	311,135.69	5,237,676.41	6,504,495.00	1,266,818.59	80.52%
Sheriff	4,781,854.88	402,071.82	48,210,695.43	59,353,978.00	11,143,282.57	81.23%
Sheriff - Confinement	8,976,096.79	2,554,724.88	92,450,339.34	107,551,896.00	15,101,556.66	85.96%
Constable Precinct 1	109,771.25	3,258.08	1,202,403.64	1,540,112.00	337,708.36	78.07%
Constable Precinct 2	120,627.86	811.05	1,216,471.60	1,448,023.00	231,551.40	84.01%
Constable Precinct 3	147,148.64	2,210.19	1,456,275.79	1,749,623.00	293,347.21	83.23%
Constable Precinct 4	89,002.26	1,189.94	945,960.50	1,240,512.00	294,551.50	76.26%
Constable Precinct 5	89,692.51	621.22	911,277.70	1,113,876.00	202,598.30	81.81%
Constable Precinct 6	87,308.93	464.52	885,649.10	1,093,454.00	207,804.90	81.00%
Constable Precinct 7	118,242.14	5,186.65	1,270,218.78	1,597,562.00	327,343.22	79.51%
Constable Precinct 8	114,122.34	9,655.33	1,178,755.50	1,473,931.00	295,175.50	79.97%
Medical Examiner	1,129,436.49	302,634.36	11,791,528.83	16,043,629.00	4,252,100.17	73.50%
Fire Marshal	38,773.57	651.96	407,732.36	481,009.00	73,276.64	84.77%
Community Supervision	442,719.12	-	3,137,804.47	4,503,000.00	1,365,195.53	69.68%
Juvenile Services	1,861,670.06	872,871.30	19,520,333.02	26,229,222.00	6,708,888.98	74.42%
Buildings	1,440,340.50	2,604,525.74	23,096,932.08	28,338,496.00	5,241,563.92	81.50%
17TH District Court	27,061.70	22.59	272,173.92	332,576.00	60,402.08	81.84%
48TH District Court	25,960.31	-	301,074.79	331,304.00	30,229.21	90.88%
67TH District Court	27,561.99	1,339.76	268,639.14	327,211.00	58,571.86	82.10%
96TH District Court	25,731.68	-	263,200.35	328,884.00	65,683.65	80.03%
141ST District Court	25,422.82	-	262,482.31	325,320.00	62,837.69	80.68%
153RD District Court	26,766.67	-	274,962.49	340,776.00	65,813.51	80.69%
236TH District Court	25,958.03	-	268,477.06	333,171.00	64,693.94	80.58%
342ND District Court	25,641.65	-	264,149.23	328,742.00	64,592.77	80.35%
348TH District Court	25,672.31	281.71	267,119.36	328,617.00	61,497.64	81.29%
352ND District Court	26,111.07	-	268,339.60	326,398.00	58,058.40	82.21%
Criminal District Court 1	146,685.30	-	1,865,033.37	2,477,563.00	612,529.63	75.28%
Criminal District Court 2	130,767.36	-	1,778,164.94	2,099,330.00	321,165.06	84.70%
Criminal District Court 3	139,313.46	230.05	1,635,428.11	2,075,539.00	440,110.89	78.80%
Criminal District Court 4	147,839.03	-	1,542,151.63	2,000,119.00	457,967.37	77.10%
213TH District Court	119,218.52	-	2,200,648.97	2,483,391.00	282,742.03	88.61%
297TH District Court	137,955.21	4.60	1,840,859.42	2,055,266.00	214,406.58	89.57%
371ST District Court	303,312.93	63.24	2,348,142.87	2,465,622.00	117,479.13	95.24%
372ND District Court	160,754.26	-	1,596,528.20	2,162,696.00	566,167.80	73.82%
396TH District Court	155,569.56	-	2,277,880.20	2,719,969.00	442,088.80	83.75%
432ND District Court	158,325.17	-	1,890,425.37	2,468,685.00	578,259.63	76.58%
485TH District Court	190,360.17	551.37	1,916,457.07	2,541,279.00	624,821.93	75.41%
Magistrate Court	238,730.68	824.08	2,382,939.87	2,700,289.00	317,349.13	88.25%
231ST District Court	69,050.63	-	1,060,804.03	1,131,987.00	71,182.97	93.71%
233RD District Court	117,470.42	-	1,433,045.55	1,946,273.00	513,227.45	73.63%
322ND District Court	61,970.48	-	796,170.00	1,086,919.00	290,749.00	73.25%
323RD District Court	169,914.83	-	1,731,940.35	3,624,639.00	1,892,698.65	47.78%
324TH District Court	71,889.73	-	782,829.32	1,180,619.00	397,789.68	66.31%
325TH District Court	56,675.57	36.14	847,416.28	1,115,609.00	268,192.72	75.96%
360TH District Court	106,271.48	488.60	1,162,693.30	1,488,985.00	326,291.70	78.09%
Special Judges	31,002.82	-	281,456.98	283,397.00	1,940.02	99.32%
Criminal Court Administration	475,169.43	9,068.89	4,439,824.74	4,760,600.00	320,775.26	93.26%
Grand Jury	18,593.31	-	194,210.87	238,336.00	44,125.13	81.49%
Criminal Attorney Appointment	41,643.63	130.98	512,334.80	655,482.00	143,147.20	78.16%
Criminal Mental Health Court	21,814.33	3,787.54	368,858.84	959,641.00	590,782.16	38.44%
County Court at Law #1	54,713.17	414.62	556,103.10	683,510.00	127,406.90	81.36%
County Court at Law #2	54,123.78	-	554,391.33	675,022.00	120,630.67	82.13%
County Court at Law #3	44,159.60	-	455,499.83	659,506.00	204,006.17	69.07%
County Criminal Court 1	105,956.89	31.98	985,204.80	1,157,512.00	172,307.20	85.11%

**TARRANT COUNTY, TEXAS  
BUDGET REPORT  
FOR THE TEN (10) MONTHS ENDED 7/31/2023**

	CURRENT MONTH EXPENDITURES	ENCUMBRANCES AND COMMITMENTS	TOTAL EXPENDITURES ENCUMBRANCES & COMMITMENTS	TOTAL BUDGET	UNEXPENDED BUDGET	% BUDGET USED
<b>GENERAL FUND (cont'd)</b>						
County Criminal Court 2	88,313.44	77.76	997,441.59	1,146,709.00	149,267.41	86.98%
County Criminal Court 3	88,525.98	777.35	907,267.29	1,081,475.00	174,207.71	83.89%
County Criminal Court 4	89,395.24	-	870,973.65	1,091,931.00	220,957.35	79.76%
County Criminal Court 5	88,263.25	42,909.23	980,863.44	1,338,655.00	357,791.56	73.27%
County Criminal Court 6	80,175.43	-	868,363.01	1,090,373.00	222,009.99	79.64%
County Criminal Court 7	78,764.91	11.00	888,663.41	1,134,082.00	245,418.59	78.36%
County Criminal Court 8	102,551.66	326.40	817,702.38	1,111,698.00	293,995.62	73.55%
County Criminal Court 9	86,154.09	-	913,092.97	1,329,555.00	416,462.03	68.68%
County Criminal Court 10	84,564.49	24.71	797,546.06	1,007,442.00	209,895.94	79.17%
Probate Court 1	162,428.83	-	2,101,881.62	2,599,783.00	497,901.38	80.85%
Probate Court 2	143,704.68	23.52	1,907,694.25	2,337,327.00	429,632.75	81.62%
Justice of the Peace Pct 1	81,074.34	2,238.02	782,116.91	1,004,255.00	222,138.09	77.88%
Justice of the Peace Pct 2	77,102.08	5,012.47	799,773.91	1,030,218.00	230,444.09	77.63%
Justice of the Peace Pct 3	80,412.59	9,919.36	785,499.15	977,481.00	191,981.85	80.36%
Justice of the Peace Pct 4	62,660.06	5,241.49	666,684.56	863,559.00	196,874.44	77.20%
Justice of the Peace Pct 5	80,457.31	6,098.05	785,292.21	892,399.00	107,106.79	88.00%
Justice of the Peace Pct 6	72,929.24	6,759.46	748,132.61	958,846.00	210,713.39	78.02%
Justice of the Peace Pct 7	88,392.33	74.90	853,167.62	1,073,448.00	220,280.38	79.48%
Justice of the Peace Pct 8	83,331.16	6,467.53	777,324.68	1,037,940.00	260,615.32	74.89%
Crim District Attorney	3,777,745.94	120,997.16	39,490,903.62	49,069,037.00	9,578,133.38	80.48%
District Clerk	993,241.83	24,005.82	10,076,205.05	13,035,169.00	2,958,963.95	77.30%
County Clerk	1,032,294.66	61,008.96	10,679,506.92	14,264,181.00	3,584,674.08	74.87%
Domestic Relations	707,853.87	8,569.37	7,031,304.78	8,865,869.00	1,834,564.22	79.31%
Jury Services	141,583.58	53,483.60	1,794,416.97	2,195,641.00	401,224.03	81.73%
Courts / Judiciary	44,130.35	-	575,151.43	12,197,129.00	11,621,977.57	4.72%
Human Services	237,571.50	16,223.77	2,599,260.65	4,654,752.00	2,055,491.35	55.84%
Child Protective Services	15,513.64	1,242,500.99	2,403,765.03	2,552,876.00	149,110.97	94.16%
Public Assistance	35,998.36	102,943.61	1,319,151.25	1,491,994.00	172,842.75	88.42%
Texas AgriLife Extension	62,516.77	778.02	652,009.02	812,779.00	160,769.98	80.22%
Veterans Services	48,528.30	1,362.29	461,106.36	619,224.00	158,117.64	74.47%
Historical Commission	19,463.50	-	213,947.90	322,907.00	108,959.10	66.26%
Community Outreach	37,443.00	5,629,742.59	10,491,830.50	10,512,000.00	20,169.50	99.81%
Transportation	279,150.71	308,081.31	3,064,624.87	3,440,683.00	376,058.13	89.07%
<b>10010-2023 General Fund - Cash Match</b>						
Sheriff	-	-	34,781.00	39,842.00	5,061.00	87.30%
Criminal Court Administration	-	-	-	8,000.00	8,000.00	0.00%
Crim District Attorney	-	-	80,633.95	107,255.00	26,621.05	75.18%
Historical Commission	-	-	-	39,500.00	39,500.00	0.00%
<b>10020-2023 General Fund - Operating Subsidy</b>						
County Administrator	1,665.97	-	16,711.26	20,000.00	3,288.74	83.56%
Sheriff	3,917.58	-	45,135.62	99,356.00	54,220.38	45.43%
Juvenile Services	12,701.14	1,695.20	2,567,392.12	4,569,615.00	2,002,222.88	56.18%
Criminal Court Administration	3,181.20	-	10,382.72	75,000.00	64,617.28	13.84%
Crim District Attorney	4,865.70	-	49,996.62	199,720.00	149,723.38	25.03%
Historical Commission	-	-	-	39,500.00	39,500.00	0.00%
Community Outreach	-	-	-	64,395.00	64,395.00	0.00%
<b>SUBTOTAL</b>	<b>53,440,287.26</b>	<b>18,285,958.97</b>	<b>567,265,172.69</b>	<b>713,486,609.00</b>	<b>146,221,436.31</b>	<b>79.51%</b>
UNDESIGNATED				16,966,334.00	16,966,334.00	
CONTINGENT				5,000,000.00	5,000,000.00	
RESERVES				79,991,327.00	79,991,327.00	
<b>FUND TOTAL</b>	<b>\$ 53,440,287.26</b>	<b>\$ 18,285,958.97</b>	<b>\$ 567,265,172.69</b>	<b>\$ 815,444,270.00</b>	<b>\$ 248,179,097.31</b>	<b>69.57%</b>

**TARRANT COUNTY, TEXAS  
BUDGET REPORT  
FOR THE TEN (10) MONTHS ENDED 7/31/2023**

	<b>CURRENT MONTH EXPENDITURES</b>	<b>ENCUMBRANCES AND COMMITMENTS</b>	<b>TOTAL EXPENDITURES ENCUMBRANCES &amp; COMMITMENTS</b>	<b>TOTAL BUDGET</b>	<b>UNEXPENDED BUDGET</b>	<b>% BUDGET USED</b>
<b>ROAD AND BRIDGE (26100)</b>						
Commissioner Precinct 1	584,337.35	1,242,078.76	7,368,417.46	11,595,402.00	4,226,984.54	63.55%
Commissioner Precinct 2	389,332.81	389,617.35	4,274,880.28	6,235,157.00	1,960,276.72	68.56%
Commissioner Precinct 3	364,082.96	47,109.24	3,986,337.14	5,568,926.00	1,582,588.86	71.58%
Commissioner Precinct 4	694,865.24	526,273.97	7,003,507.55	8,486,783.00	1,483,275.45	82.52%
Right of Way	233,992.65	-	3,412,735.09	6,304,483.00	2,891,747.91	54.13%
Transportation	188,398.35	254,098.10	2,045,709.60	4,241,164.00	2,195,454.40	48.23%
Road & Bridge Non-Department	19,718.79	2,106.00	334,935.33	693,192.00	358,256.67	48.32%
<b>26110-2023 Road &amp; Bridge Grant Match</b>						
Transportation	-	-	34,018.81	356,100.00	322,081.19	9.55%
<b>26110-2023 Road &amp; Bridge Operating Subsidy</b>						
Transportation	-	-	-	755,345.00	755,345.00	0.00%
SUBTOTAL	<u>2,474,728.15</u>	<u>2,461,283.42</u>	<u>28,460,541.26</u>	<u>44,236,552.00</u>	<u>15,776,010.74</u>	<u>64.34%</u>
UNDESIGNATED				307,731.00	307,731.00	
FUND TOTAL	<u>\$ 2,474,728.15</u>	<u>\$ 2,461,283.42</u>	<u>\$ 28,460,541.26</u>	<u>\$ 44,544,283.00</u>	<u>\$ 16,083,741.74</u>	<u>63.89%</u>
<b>DEBT SERVICE (32100)</b>						
Interest and Sinking	35,244,066.39	-	43,206,877.08	43,214,128.00	7,250.92	99.98%
RESERVES				1,500,000.00	1,500,000.00	
FUND TOTAL	<u>\$ 35,244,066.39</u>	<u>\$ -</u>	<u>\$ 43,206,877.08</u>	<u>\$ 44,714,128.00</u>	<u>\$ 1,507,250.92</u>	<u>96.63%</u>

**TARRANT COUNTY, TEXAS**  
**SPECIAL BUDGETS**  
**BUDGET VERSUS ACTUAL (BUDGET BASIS) REVENUE**  
**FOR THE TEN (10) MONTHS ENDED 7/31/2023**

<b>FUND #</b>	<b>FUND NAME</b>	<b>ACTUAL REVENUE</b>	<b>BUDGETED REVENUE</b>	<b>PERCENT COLLECTED</b>
21100	Records Preservation/Automation-Filing	\$ 2,366,408	\$ 3,065,000	77.21%
21200	Records Preservation/Automation-Conviction	20,937	8,100	OVER 100%
21300	Records Preservation/Restoration	1,772,549	2,236,250	79.26%
21400	Court Record Preservation Fund	47,329	16,250	OVER 100%
21500	District Court Records Technology Fund	18,024	-	OVER 100%
21600	District Clerk Record Mgt & Preservation	802,887	720,500	OVER 100%
22100	Courthouse Security Fund	961,159	900,000	OVER 100%
22300	Consumer Health Fund	828,915	1,033,500	80.20%
22400	Juvenile Delinquency Prevention	108	53	OVER 100%
22500	Alternative Dispute Resolution	837,188	781,250	OVER 100%
22600	Probate Contributions Fund	118,523	94,000	OVER 100%
22700	Justice Court Technology Fund	31,455	33,050	95.17%
22800	Justice Court Building Security	7,087	8,960	79.09%
22900	Child Abuse Prevention Fund	9,639	9,750	98.86%
23000	Family Protection	107	-	OVER 100%
23100	Guardianship	105,660	121,750	86.78%
23200	Drug & Alcohol Court	11,564	1,760	OVER 100%
23300	County and District Court Technology Fund	33,700	34,500	97.68%
23400	Specialty Courts Fund	128,978	141,313	91.27%
23500	Truancy Prevention and Diversion Fund	30,612	31,000	98.75%
23600	Language Access	256,487	265,013	96.78%
24100	Law Library	1,281,830	1,277,500	OVER 100%
24200	Education Fund	95,125	99,462	95.64%
24300	Appellate Judicial System	166,032	160,438	OVER 100%
25100	Vehicle Inventory Tax	780,153	245,000	OVER 100%
45100	Non-Debt Capital	37,269,150	40,029,172	93.10%
45400	Capital Replacement Fund (Non-Debt)	51,057,349	59,841,232	85.32%
45500	Court Facility	690,838	658,750	OVER 100%
47600	2006 Bond Election - Buildings	142,328	31,500	OVER 100%
47700	2006 Bond Election - Transportation	818,982	175,000	OVER 100%
47800	2021 Bond Election - Transportation	8,471,149	3,500,000	OVER 100%
51100	Resource Connection	2,967,567	3,334,760	88.99%
51200	Oil & Gas Royalty Resource Connection	200,465	128,875	OVER 100%
61500	Self Insurance	10,454,767	10,150,000	OVER 100%
61900	Workers Compensation	3,060,819	3,382,500	90.49%
62100	County Clerk Professional Liability	27,128	12,565	OVER 100%
62200	District Clerk Professional Liability	20,775	9,590	OVER 100%
65100	Employee Group Insurance - Medical	71,400,561	85,385,996	83.62%
D6200	DA Restitution Collection Fee	930	-	OVER 100%
D8700	CDA State Forfeiture	701,629	23,625	OVER 100%
D8800	CDA Federal Forfeiture Justice Funds	3,643	1,575	OVER 100%
G1100	8TH Admin Judicial Region	108,526	139,709	77.68%
S8700	Sheriff's Inmate Commissary Fund	2,445,511	1,698,750	OVER 100%
S9300	Combined Narcotics Enforcement Team	159,228	400,000	39.81%
S9500	Sheriff Federal Forfeiture-Treasury Funds	157,626	2,100	OVER 100%
S9600	Sheriff Federal Forfeiture-Non DEA	79,886	3,763	OVER 100%
S9700	Sheriff Federal Forfeiture-Justice Funds	44,368	3,413	OVER 100%
T0400	Public Health	15,229,136	14,509,159	OVER 100%
T0450	Public Health 1115 Waiver	8,750,997	-	OVER 100%
T0500	Section 125 Forfeitures	55,124	26,250	OVER 100%
T0600	Children's Home Fund	3,434	2,260	OVER 100%
T0700	Bail Bond Board	9,088	8,588	OVER 100%
T0800	TDPRS - Title IVE	95,804	2,100	OVER 100%
T0900	Constable Forfeiture	797	350	OVER 100%
T1000	Juvenile Probation District	23,628	21,938	OVER 100%
T1100	Unclaimed Juvenile Restitution	427	200	OVER 100%
T1300	Deferred Prosecution Program	39,546	19,040	OVER 100%
T2000	Historical Commission	162	75	OVER 100%
T2100	Historical Commission Archives	1,693	1,110	OVER 100%
T2300	Cemetery Fund	1,555	721	OVER 100%

**TARRANT COUNTY, TEXAS**  
**SPECIAL BUDGETS**  
**BUDGET VERSUS ACTUAL (BUDGET BASIS) REVENUE**  
**FOR THE TEN (10) MONTHS ENDED 7/31/2023**

<b>FUND #</b>	<b>FUND NAME</b>	<b>ACTUAL REVENUE</b>	<b>BUDGETED REVENUE</b>	<b>PERCENT COLLECTED</b>
T2600	Unclaimed Electrifi Coop Credits	70,820	24,500	OVER 100%
T2900	Fire Marshal Code	149,892	138,873	OVER 100%
T3000	DA - JPS Contract	564,836	677,804	83.33%
T3100	Emergency Services District #1	70,450	86,100	81.82%
T3300	CSCD Bond Supervision Unit	4,326,336	5,475,000	79.02%
T3400	Courts Drug Program	39,354	22,232	OVER 100%
T3700	Medical Examiner Conference Fund	1,004	438	OVER 100%
T4100	PMC Insured - 340B	8,317,913	9,310,000	89.34%
T5200	Miscellaneous Donations-Juvenile Probation	3,602	3,350	OVER 100%
T5350	Donations Emergency Management	275	128	OVER 100%
T5600	Miscellaneous Donations - Human Services	20,606	10,385	OVER 100%
T5640	Human Services - Reliant Energy	20,710	20,193	OVER 100%
T5642	Human Services - Cirro	20	-	OVER 100%
T5646	Human Services - Direct Energy	10,000	10,000	100.00%
T5700	Miscellaneous Donations-CPS	20,483	24,438	83.82%
T5800	Miscellaneous Donations-Health Dept	2,190	525	OVER 100%
T5960	Miscellaneous Donations-Veteran Court Program	9,173	10,053	91.25%
T6000	Miscellaneous Donations-Family Court	2,372	3,000	79.08%
T6100	Miscellaneous Donations-CRCG	22,001	700	OVER 100%
T6200	Miscellaneous Donations-Peace Officers Memorial	3,804	1,715	OVER 100%
T6500	ATTF Rental Assoc Donation	11	-	OVER 100%
T7000	Sheriff's Employee Recognition and Award	55	-	OVER 100%
T7100	Contract Elections	551,096	1,700,000	32.42%
T7300	Elections Chapter 19	86,191	-	OVER 100%
T8500	Opioid Epidemic Settlement	4,261,696	8,750	OVER 100%

**TARRANT COUNTY, TEXAS  
BUDGET REPORT  
FOR THE TEN (10) MONTHS ENDED 7/31/2023**

	<u>CURRENT MONTH EXPENDITURES</u>	<u>ENCUMBRANCES AND COMMITMENTS</u>	<u>TOTAL EXPENDITURES ENCUMBRANCES &amp; COMMITMENTS</u>	<u>TOTAL BUDGET</u>	<u>UNEXPENDED BUDGET</u>	<u>% BUDGET USED</u>
<b>RECORDS PRESERVATION &amp; AUTOMATION - FILINGS (21100)</b>						
County Clerk	355,304.82	192,272.06	2,066,858.48	13,238,233.00	11,171,374.52	15.61%
FUND TOTAL	<u>\$ 355,304.82</u>	<u>\$ 192,272.06</u>	<u>\$ 2,066,858.48</u>	<u>\$ 13,238,233.00</u>	<u>\$ 11,171,374.52</u>	<u>15.61%</u>
<b>RECORDS PRESERVATION &amp; AUTOMATION - CONVICTIONS (21200)</b>						
Information Technology	-	-	-	24,950.00	24,950.00	0.00%
FUND TOTAL	<u>\$ -</u>	<u>\$ -</u>	<u>\$ -</u>	<u>\$ 24,950.00</u>	<u>\$ 24,950.00</u>	<u>0.00%</u>
<b>RECORDS PRESERVATION &amp; RESTORATION (21300)</b>						
County Clerk	33,481.98	1,939,201.76	4,895,906.23	15,991,724.00	11,095,817.77	30.62%
FUND TOTAL	<u>\$ 33,481.98</u>	<u>\$ 1,939,201.76</u>	<u>\$ 4,895,906.23</u>	<u>\$ 15,991,724.00</u>	<u>\$ 11,095,817.77</u>	<u>30.62%</u>
<b>COURT RECORD PRESERVATION FUND (21400)</b>						
Non-Departmental	-	-	-	367,271.00	367,271.00	0.00%
Information Technology	257,340.31	-	257,341.00	257,341.00	-	100.00%
District Clerk	23,884.14	-	295,185.41	404,218.00	109,032.59	73.03%
FUND TOTAL	<u>\$ 281,224.45</u>	<u>\$ -</u>	<u>\$ 552,526.41</u>	<u>\$ 1,028,830.00</u>	<u>\$ 476,303.59</u>	<u>53.70%</u>
<b>DISTRICT COURT RECORD TECHNOLOGY FUND (21500)</b>						
District Clerk	-	-	-	81,740.00	81,740.00	0.00%
FUND TOTAL	<u>\$ -</u>	<u>\$ -</u>	<u>\$ -</u>	<u>\$ 81,740.00</u>	<u>\$ 81,740.00</u>	<u>0.00%</u>
<b>DISTRICT CLERK RECORD MANAGEMENT &amp; PRESERVATION FUND (21600)</b>						
District Clerk	26,750.52	-	275,672.87	1,375,169.00	1,099,496.13	20.05%
FUND TOTAL	<u>\$ 26,750.52</u>	<u>\$ -</u>	<u>\$ 275,672.87</u>	<u>\$ 1,375,169.00</u>	<u>\$ 1,099,496.13</u>	<u>20.05%</u>
<b>COURTHOUSE SECURITY FUND (22100)</b>						
Non-Departmental	-	-	870,267.53	900,000.00	29,732.47	96.70%
FUND TOTAL	<u>\$ -</u>	<u>\$ -</u>	<u>\$ 870,267.53</u>	<u>\$ 900,000.00</u>	<u>\$ 29,732.47</u>	<u>96.70%</u>
<b>CONSUMER HEALTH FUND (22300)</b>						
Public Health	78,546.98	-	807,738.22	1,281,467.00	473,728.78	63.03%
FUND TOTAL	<u>\$ 78,546.98</u>	<u>\$ -</u>	<u>\$ 807,738.22</u>	<u>\$ 1,281,467.00</u>	<u>\$ 473,728.78</u>	<u>63.03%</u>
<b>JUVENILE DELINQUENCY PREVENTION (22400)</b>						
Juvenile Services	-	-	-	2,921.00	2,921.00	0.00%
FUND TOTAL	<u>\$ -</u>	<u>\$ -</u>	<u>\$ -</u>	<u>\$ 2,921.00</u>	<u>\$ 2,921.00</u>	<u>0.00%</u>

**TARRANT COUNTY, TEXAS  
BUDGET REPORT  
FOR THE TEN (10) MONTHS ENDED 7/31/2023**

	<b>CURRENT MONTH EXPENDITURES</b>	<b>ENCUMBRANCES AND COMMITMENTS</b>	<b>TOTAL EXPENDITURES ENCUMBRANCES &amp; COMMITMENTS</b>	<b>TOTAL BUDGET</b>	<b>UNEXPENDED BUDGET</b>	<b>% BUDGET USED</b>
<b>ADRS (22500)</b>						
County Administrator	31,534.58	1,453.38	339,657.45	2,247,606.00	1,907,948.55	15.11%
Buildings	-	-	-	55,000.00	55,000.00	0.00%
<b>FUND TOTAL</b>	<b>\$ 31,534.58</b>	<b>\$ 1,453.38</b>	<b>\$ 339,657.45</b>	<b>\$ 2,302,606.00</b>	<b>\$ 1,962,948.55</b>	<b>14.75%</b>
<b>PROBATE CONTRIBUTIONS FUND (22600)</b>						
Probate Court 1	4,454.87	-	57,759.46	480,000.00	422,240.54	12.03%
Probate Court 2	3,467.18	-	60,383.11	400,176.00	339,792.89	15.09%
<b>FUND TOTAL</b>	<b>\$ 7,922.05</b>	<b>\$ -</b>	<b>\$ 118,142.57</b>	<b>\$ 880,176.00</b>	<b>\$ 762,033.43</b>	<b>13.42%</b>
<b>JUSTICE COURT TECHNOLOGY FUND (22700)</b>						
Information Technology	54.99	-	54.99	213,794.00	213,739.01	0.03%
<b>FUND TOTAL</b>	<b>\$ 54.99</b>	<b>\$ -</b>	<b>\$ 54.99</b>	<b>\$ 213,794.00</b>	<b>\$ 213,739.01</b>	<b>0.03%</b>
<b>JUSTICE COURT BLDG SECURITY (22800)</b>						
Non-Departmental	615.22	-	7,086.57	8,960.00	1,873.43	79.09%
<b>FUND TOTAL</b>	<b>\$ 615.22</b>	<b>\$ -</b>	<b>\$ 7,086.57</b>	<b>\$ 8,960.00</b>	<b>\$ 1,873.43</b>	<b>79.09%</b>
<b>CHILD ABUSE PREVENTION FUND (22900)</b>						
Non-Departmental	-	-	-	26,697.00	26,697.00	0.00%
233RD District Court	-	-	5,000.00	5,000.00	-	100.00%
Public Health	-	-	82,500.00	82,500.00	-	100.00%
<b>FUND TOTAL</b>	<b>\$ -</b>	<b>\$ -</b>	<b>\$ 87,500.00</b>	<b>\$ 114,197.00</b>	<b>\$ 26,697.00</b>	<b>76.62%</b>
<b>GUARDIANSHIP (23100)</b>						
Non-Departmental	-	-	110,000.00	242,939.00	132,939.00	45.28%
<b>FUND TOTAL</b>	<b>\$ -</b>	<b>\$ -</b>	<b>\$ 110,000.00</b>	<b>\$ 242,939.00</b>	<b>\$ 132,939.00</b>	<b>45.28%</b>
<b>DRUG &amp; ALCOHOL COURT (23200)</b>						
360TH District Court	-	-	58,185.00	93,678.00	35,493.00	62.11%
Criminal Court Administration	-	-	-	5,000.00	5,000.00	0.00%
<b>FUND TOTAL</b>	<b>\$ -</b>	<b>\$ -</b>	<b>\$ 58,185.00</b>	<b>\$ 98,678.00</b>	<b>\$ 40,493.00</b>	<b>58.96%</b>
<b>COUNTY &amp; DISTRICT COURT TECHNOLOGY FUND (23300)</b>						
Information Technology	-	-	5,885.00	233,835.00	227,950.00	2.52%
<b>FUND TOTAL</b>	<b>\$ -</b>	<b>\$ -</b>	<b>\$ 5,885.00</b>	<b>\$ 233,835.00</b>	<b>\$ 227,950.00</b>	<b>2.52%</b>
<b>SPECIALTY COURTS FUND (23400)</b>						
360TH District Court	-	-	25,000.00	25,000.00	-	100.00%
Criminal Court Administration	13,036.75	-	132,777.17	191,999.00	59,221.83	69.16%
<b>FUND TOTAL</b>	<b>\$ 13,036.75</b>	<b>\$ -</b>	<b>\$ 157,777.17</b>	<b>\$ 216,999.00</b>	<b>\$ 59,221.83</b>	<b>72.71%</b>



**TARRANT COUNTY, TEXAS  
BUDGET REPORT  
FOR THE TEN (10) MONTHS ENDED 7/31/2023**

	<u>CURRENT MONTH EXPENDITURES</u>	<u>ENCUMBRANCES AND COMMITMENTS</u>	<u>TOTAL EXPENDITURES ENCUMBRANCES &amp; COMMITMENTS</u>	<u>TOTAL BUDGET</u>	<u>UNEXPENDED BUDGET</u>	<u>% BUDGET USED</u>
<b>TRUANCY PREVENTION AND DIVERSION FUND (23500)</b>						
233RD District Court	-	-	5,000.00	112,238.00	107,238.00	4.45%
FUND TOTAL	<u>\$ -</u>	<u>\$ -</u>	<u>\$ 5,000.00</u>	<u>\$ 112,238.00</u>	<u>\$ 107,238.00</u>	<u>4.45%</u>
<b>LANGUAGE ACCESS FUND (23600)</b>						
Non-Departmental	-	-	-	265,013.00	265,013.00	0.00%
FUND TOTAL	<u>\$ -</u>	<u>\$ -</u>	<u>\$ -</u>	<u>\$ 265,013.00</u>	<u>\$ 265,013.00</u>	<u>0.00%</u>
<b>LAW LIBRARY (24100)</b>						
Law Library	80,076.74	96,675.85	872,425.27	1,799,586.00	927,160.73	48.48%
Judicial Law Library	19,059.53	47,219.59	226,836.24	466,980.00	240,143.76	48.58%
FUND TOTAL	<u>\$ 99,136.27</u>	<u>\$ 143,895.44</u>	<u>\$ 1,099,261.51</u>	<u>\$ 2,266,566.00</u>	<u>\$ 1,167,304.49</u>	<u>48.50%</u>
<b>EDUCATION FUND (24200)</b>						
Sheriff	7,697.89	-	133,392.15	160,365.00	26,972.85	83.18%
Sheriff - Confinement	543.51	-	29,427.53	59,602.00	30,174.47	49.37%
Constable Precinct 1	-	-	340.00	1,295.00	955.00	26.25%
Constable Precinct 2	-	-	2,931.21	7,566.00	4,634.79	38.74%
Constable Precinct 3	-	-	2,503.93	3,074.00	570.07	81.46%
Constable Precinct 4	-	-	2,010.00	10,034.00	8,024.00	20.03%
Constable Precinct 5	160.00	-	1,317.10	8,202.00	6,884.90	16.06%
Constable Precinct 6	-	-	1,260.34	9,269.00	8,008.66	13.60%
Constable Precinct 7	-	-	1,218.12	8,930.00	7,711.88	13.64%
Constable Precinct 8	621.68	-	2,502.34	2,537.00	34.66	98.63%
Fire Marshal	-	-	-	652.00	652.00	0.00%
Probate Court 1	2,550.00	-	4,983.92	54,574.00	49,590.08	9.13%
Probate Court 2	-	-	2,237.19	48,920.00	46,682.81	4.57%
Crim District Attorney	-	-	2,713.20	2,716.00	2.80	99.90%
Courts / Judiciary	-	-	-	5,200.00	5,200.00	0.00%
FUND TOTAL	<u>\$ 11,573.08</u>	<u>\$ -</u>	<u>\$ 186,837.03</u>	<u>\$ 382,936.00</u>	<u>\$ 196,098.97</u>	<u>48.79%</u>
<b>APPELLATE JUDICIAL SYSTEM (24300)</b>						
Appeals Court	17,405.26	-	157,176.59	185,438.00	28,261.41	84.76%
FUND TOTAL	<u>\$ 17,405.26</u>	<u>\$ -</u>	<u>\$ 157,176.59</u>	<u>\$ 185,438.00</u>	<u>\$ 28,261.41</u>	<u>84.76%</u>
<b>VEHICLE INVENTORY TAX (25100)</b>						
Tax Assessor / Collector	5,350.23	-	44,660.07	2,415,419.00	2,370,758.93	1.85%
FUND TOTAL	<u>\$ 5,350.23</u>	<u>\$ -</u>	<u>\$ 44,660.07</u>	<u>\$ 2,415,419.00</u>	<u>\$ 2,370,758.93</u>	<u>1.85%</u>
<b>NON-DEBT CAPITAL (45100)</b>						
County Judge	-	-	466.15	1,000.00	533.85	46.62%
County Administrator	18,200.00	11,285.36	44,713.31	62,350.00	17,636.69	71.71%
Non-Departmental	5,151.56	16,842.00	25,472.16	5,419,040.00	5,393,567.84	0.47%
Auditor	-	-	2,265.33	2,500.00	234.67	90.61%
Budget/Risk Management	-	-	2,874.92	4,000.00	1,125.08	71.87%
Tax Assessor / Collector	-	26,688.25	91,981.37	123,700.00	31,718.63	74.36%
Elections Administration	-	-	403,386.06	2,759,024.00	2,355,637.94	14.62%
Information Technology	457,093.95	2,647,051.44	6,507,190.29	16,024,353.00	9,517,162.71	40.61%
Human Resources	-	-	372.33	790.00	417.67	47.13%
Purchasing	2,206.65	-	2,855.88	7,263.00	4,407.12	39.32%
Facilities	238,797.78	414,818.11	812,929.49	943,078.00	130,148.51	86.20%

**TARRANT COUNTY, TEXAS  
BUDGET REPORT  
FOR THE TEN (10) MONTHS ENDED 7/31/2023**

	CURRENT MONTH EXPENDITURES	ENCUMBRANCES AND COMMITMENTS	TOTAL EXPENDITURES ENCUMBRANCES & COMMITMENTS	TOTAL BUDGET	UNEXPENDED BUDGET	% BUDGET USED
<b>NON-DEBT CAPITAL (45100) (cont'd)</b>						
Sheriff	2,256.26	370,876.15	497,523.18	1,201,933.00	704,409.82	41.39%
Sheriff - Confinement	-	-	58,489.98	61,370.00	2,880.02	95.31%
Constable Precinct 1	-	-	4,440.40	4,708.00	267.60	94.32%
Constable Precinct 2	-	495.00	21,953.33	42,600.00	20,646.67	51.53%
Constable Precinct 3	-	7,311.36	25,199.96	33,000.00	7,800.04	76.36%
Constable Precinct 4	4,699.38	30,404.90	50,400.00	50,400.00	-	100.00%
Constable Precinct 5	-	396.08	36,396.75	46,780.00	10,383.25	77.80%
Constable Precinct 6	-	29,347.66	29,347.66	51,350.00	22,002.34	57.15%
Constable Precinct 7	-	43,200.11	43,200.11	43,320.00	119.89	99.72%
Constable Precinct 8	-	53,998.24	53,998.24	64,570.00	10,571.76	83.63%
Medical Examiner	384.80	-	40,318.88	368,755.00	328,436.12	10.93%
Community Supervision	-	-	8,838.22	24,452.00	15,613.78	36.15%
Juvenile Services	-	4,122.46	75,669.00	128,540.00	52,871.00	58.87%
Buildings	212,274.48	3,718,756.44	4,886,216.99	74,718,837.00	69,832,620.01	6.54%
322ND District Court	-	-	2,320.89	3,000.00	679.11	77.36%
324TH District Court	1,619.73	-	1,619.73	1,750.00	130.27	92.56%
360TH District Court	-	-	3,223.85	3,300.00	76.15	97.69%
Criminal Court Administration	838.00	5,398.60	18,119.26	89,050.00	70,930.74	20.35%
Grand Jury	-	-	-	5,400.00	5,400.00	0.00%
Probate Court 1	-	1,879.48	1,879.48	1,900.00	20.52	98.92%
Justice of the Peace Pct 1	-	-	5,928.60	6,024.00	95.40	98.42%
Justice of the Peace Pct 5	-	1,007.50	1,007.50	1,072.00	64.50	93.98%
Justice of the Peace Pct 6	-	-	974.61	1,500.00	525.39	64.97%
Justice of the Peace Pct 7	-	-	872.50	877.00	4.50	99.49%
Crim District Attorney	26,170.62	26,712.14	59,141.66	61,625.00	2,483.34	95.97%
District Clerk	-	-	6,475.48	8,000.00	1,524.52	80.94%
County Clerk	752.88	-	44,880.96	82,608.00	37,727.04	54.33%
Domestic Relations	-	-	13,394.97	14,933.00	1,538.03	89.70%
Jury Services	1,030.05	-	1,442.07	1,500.00	57.93	96.14%
Courts / Judiciary	-	1,129.50	1,129.50	18,745.00	17,615.50	6.03%
Texas AgriLife Extension	-	-	339.00	339.00	-	100.00%
Historical Commission	-	-	-	171,400.00	171,400.00	0.00%
Commissioner Precinct 1	-	1,627,619.32	2,266,752.89	3,078,118.00	811,365.11	73.64%
Commissioner Precinct 2	30,636.60	1,105,435.13	1,221,388.57	4,274,889.00	3,053,500.43	28.57%
Commissioner Precinct 3	-	64,740.00	399,613.21	581,560.00	181,946.79	68.71%
Commissioner Precinct 4	(1.42)	236,830.33	1,736,334.48	2,770,453.00	1,034,118.52	62.67%
Transportation	3,114.80	593,526.22	868,984.59	916,353.00	47,368.41	94.83%
<b>FUND TOTAL</b>	<b>\$ 1,005,226.12</b>	<b>\$ 11,039,871.78</b>	<b>\$ 20,382,323.79</b>	<b>\$ 114,282,109.00</b>	<b>\$ 93,899,785.21</b>	<b>17.84%</b>
<b>CAPITAL REPLACEMENT FUND (NON-DEBT) (45400)</b>						
Non-Departmental	-	-	-	505,206.00	505,206.00	0.00%
Information Technology	108,435.23	982,530.27	2,158,888.28	19,778,429.00	17,619,540.72	10.92%
Facilities	-	-	-	37,008,788.00	37,008,788.00	0.00%
Buildings	-	-	-	9,500,000.00	9,500,000.00	0.00%
Transportation	-	6,171,742.00	6,206,732.00	7,009,175.00	802,443.00	88.55%
<b>FUND TOTAL</b>	<b>\$ 108,435.23</b>	<b>\$ 7,154,272.27</b>	<b>\$ 8,365,620.28</b>	<b>\$ 73,801,598.00</b>	<b>\$ 65,435,977.72</b>	<b>11.34%</b>
<b>COURT FACILITY (45500)</b>						
Facilities	-	117,095.00	118,130.00	1,164,975.00	1,046,845.00	10.14%
<b>FUND TOTAL</b>	<b>\$ -</b>	<b>\$ 117,095.00</b>	<b>\$ 118,130.00</b>	<b>\$ 1,164,975.00</b>	<b>\$ 1,046,845.00</b>	<b>10.14%</b>
<b>2006 BOND ELECTION-BUILDINGS (47600)</b>						
Non-Departmental	-	-	745.00	526,242.00	525,497.00	0.14%
Buildings	-	41,090.50	306,010.00	1,320,000.00	1,013,990.00	23.18%
<b>FUND TOTAL</b>	<b>\$ -</b>	<b>\$ 41,090.50</b>	<b>\$ 306,755.00</b>	<b>\$ 1,846,242.00</b>	<b>\$ 1,539,487.00</b>	<b>16.62%</b>

**TARRANT COUNTY, TEXAS  
BUDGET REPORT  
FOR THE TEN (10) MONTHS ENDED 7/31/2023**

	<u>CURRENT MONTH EXPENDITURES</u>	<u>ENCUMBRANCES AND COMMITMENTS</u>	<u>TOTAL EXPENDITURES ENCUMBRANCES &amp; COMMITMENTS</u>	<u>TOTAL BUDGET</u>	<u>UNEXPENDED BUDGET</u>	<u>% BUDGET USED</u>
<b>2006 BOND ELECTION-TRANSPORTATION (47700)</b>						
Non-Departmental	-	-	1,786.40	10,000.00	8,213.60	17.86%
Transportation	-	3,131,640.28	4,357,125.17	16,104,681.00	11,747,555.83	27.06%
FUND TOTAL	<u>\$ -</u>	<u>\$ 3,131,640.28</u>	<u>\$ 4,358,911.57</u>	<u>\$ 16,114,681.00</u>	<u>\$ 11,755,769.43</u>	<u>27.05%</u>
<b>2021 BOND ELECTION-TRANSPORTATION (47800)</b>						
Non-Departmental	-	-	410.00	3,510,000.00	3,509,590.00	0.01%
Transportation	34,803.28	37,839,567.98	41,739,149.52	225,397,531.00	183,658,381.48	18.52%
FUND TOTAL	<u>\$ 34,803.28</u>	<u>\$ 37,839,567.98</u>	<u>\$ 41,739,559.52</u>	<u>\$ 228,907,531.00</u>	<u>\$ 187,167,971.48</u>	<u>18.23%</u>
<b>RESOURCE CONNECTION (51100)</b>						
Non-Departmental	-	-	-	1,365,782.00	1,365,782.00	0.00%
Resource Connection	205,746.61	380,733.21	2,895,806.98	4,068,978.00	1,173,171.02	71.17%
FUND TOTAL	<u>\$ 205,746.61</u>	<u>\$ 380,733.21</u>	<u>\$ 2,895,806.98</u>	<u>\$ 5,434,760.00</u>	<u>\$ 2,538,953.02</u>	<u>53.28%</u>
<b>OIL &amp; GAS ROYALTY (51200)</b>						
Resource Connection	-	-	-	1,783,762.00	1,783,762.00	0.00%
FUND TOTAL	<u>\$ -</u>	<u>\$ -</u>	<u>\$ -</u>	<u>\$ 1,783,762.00</u>	<u>\$ 1,783,762.00</u>	<u>0.00%</u>
<b>SELF INSURANCE (61500)</b>						
Self Insurance	37,526.78	285,333.78	661,654.05	12,148,361.00	11,486,706.95	5.45%
FUND TOTAL	<u>\$ 37,526.78</u>	<u>\$ 285,333.78</u>	<u>\$ 661,654.05</u>	<u>\$ 12,148,361.00</u>	<u>\$ 11,486,706.95</u>	<u>5.45%</u>
<b>WORKERS COMPENSATION/ SELF INSURANCE (61900)</b>						
Self Insurance	168,540.19	30,321.50	2,845,004.10	8,997,423.00	6,152,418.90	31.62%
FUND TOTAL	<u>\$ 168,540.19</u>	<u>\$ 30,321.50</u>	<u>\$ 2,845,004.10</u>	<u>\$ 8,997,423.00</u>	<u>\$ 6,152,418.90</u>	<u>31.62%</u>
<b>COUNTY CLERK PROFESSIONAL LIABILITY (62100)</b>						
County Clerk	-	-	-	732,561.00	732,561.00	0.00%
FUND TOTAL	<u>\$ -</u>	<u>\$ -</u>	<u>\$ -</u>	<u>\$ 732,561.00</u>	<u>\$ 732,561.00</u>	<u>0.00%</u>
<b>DISTRICT CLERK PROFESSIONAL LIABILITY (62200)</b>						
District Clerk	155,032.00	42,562.82	200,000.00	558,483.00	358,483.00	35.81%
FUND TOTAL	<u>\$ 155,032.00</u>	<u>\$ 42,562.82</u>	<u>\$ 200,000.00</u>	<u>\$ 558,483.00</u>	<u>\$ 358,483.00</u>	<u>35.81%</u>
<b>EMPLOYEE GROUP INSURANCE- MEDICAL (65100)</b>						
Non-Departmental	-	173,445.99	693,997.90	23,908,000.00	23,214,002.10	2.90%
Self Insurance	6,897,405.29	-	74,858,684.82	98,262,809.00	23,404,124.18	76.18%
FUND TOTAL	<u>\$ 6,897,405.29</u>	<u>\$ 173,445.99</u>	<u>\$ 75,552,682.72</u>	<u>\$ 122,170,809.00</u>	<u>\$ 46,618,126.28</u>	<u>61.84%</u>

**TARRANT COUNTY, TEXAS  
BUDGET REPORT  
FOR THE TEN (10) MONTHS ENDED 7/31/2023**

	<b>CURRENT MONTH EXPENDITURES</b>	<b>ENCUMBRANCES AND COMMITMENTS</b>	<b>TOTAL EXPENDITURES ENCUMBRANCES &amp; COMMITMENTS</b>	<b>TOTAL BUDGET</b>	<b>UNEXPENDED BUDGET</b>	<b>% BUDGET USED</b>
<b>AMERICAN RESCUE PLAN ACT (CARPA)</b>						
Prepare for the Future	2,023,987.39	25,518,381.24	50,724,635.90	103,048,740.00	52,324,104.10	49.22%
Improve Public Health & Wellness	319,391.90	6,358,159.52	25,336,301.09	35,499,893.00	10,163,591.91	71.37%
Revitalize the Economy	92,550.55	4,195,019.76	6,041,000.00	30,888,077.00	24,847,077.00	19.56%
Strengthen the Community	365,936.92	26,948,562.61	29,098,714.58	48,841,423.00	19,742,708.42	59.58%
<b>FUND TOTAL</b>	<b>\$ 2,801,866.76</b>	<b>\$ 63,020,123.13</b>	<b>\$ 111,200,651.57</b>	<b>\$ 218,278,133.00</b>	<b>\$ 107,077,481.43</b>	<b>50.94%</b>
<b>CRIMINAL DISTRICT ATTORNEY RESTITUTION COLLECTION FEE (D6200)</b>						
District Attorney	3,466.50	-	4,461.50	15,149.00	10,687.50	29.45%
<b>FUND TOTAL</b>	<b>\$ 3,466.50</b>	<b>\$ -</b>	<b>\$ 4,461.50</b>	<b>\$ 15,149.00</b>	<b>\$ 10,687.50</b>	<b>29.45%</b>
<b>CRIMINAL DISTRICT ATTORNEY STATE FORFEITURE (D8700)</b>						
Criminal District Attorney	11,978.12	92,038.61	505,126.94	1,136,996.00	631,869.06	44.43%
<b>FUND TOTAL</b>	<b>\$ 11,978.12</b>	<b>\$ 92,038.61</b>	<b>\$ 505,126.94</b>	<b>\$ 1,136,996.00</b>	<b>\$ 631,869.06</b>	<b>44.43%</b>
<b>CRIMINAL DISTRICT ATTORNEY FEDERAL FORFEITURE JUSTICE FUNDS (D8800)</b>						
Criminal District Attorney	-	-	24,710.97	94,588.00	69,877.03	26.12%
<b>FUND TOTAL</b>	<b>\$ -</b>	<b>\$ -</b>	<b>\$ 24,710.97</b>	<b>\$ 94,588.00</b>	<b>\$ 69,877.03</b>	<b>26.12%</b>
<b>8TH ADMIN JUDICIAL REGION (G1100)</b>						
8TH Admin Judicial Region	10,537.87	-	108,601.97	139,709.00	31,107.03	77.73%
<b>FUND TOTAL</b>	<b>\$ 10,537.87</b>	<b>\$ -</b>	<b>\$ 108,601.97</b>	<b>\$ 139,709.00</b>	<b>\$ 31,107.03</b>	<b>77.73%</b>
<b>SHERIFF'S INMATE COMMISSARY (\$8700)</b>						
Sheriff - Confinement	281,733.01	56,401.80	3,075,247.03	6,195,073.00	3,119,825.97	49.64%
<b>FUND TOTAL</b>	<b>\$ 281,733.01</b>	<b>\$ 56,401.80</b>	<b>\$ 3,075,247.03</b>	<b>\$ 6,195,073.00</b>	<b>\$ 3,119,825.97</b>	<b>49.64%</b>
<b>COMBINED NARCOTICS ENFORCEMENT TEAM (\$9300)</b>						
Sheriff	24,178.70	36,394.90	294,558.37	610,000.00	315,441.63	48.29%
<b>FUND TOTAL</b>	<b>\$ 24,178.70</b>	<b>\$ 36,394.90</b>	<b>\$ 294,558.37</b>	<b>\$ 610,000.00</b>	<b>\$ 315,441.63</b>	<b>48.29%</b>
<b>SHERIFF FEDERAL FORFEITURE-TREASURY (\$9500)</b>						
Sheriff	105.00	18,523.01	110,290.39	111,100.00	809.61	99.27%
<b>FUND TOTAL</b>	<b>\$ 105.00</b>	<b>\$ 18,523.01</b>	<b>\$ 110,290.39</b>	<b>\$ 111,100.00</b>	<b>\$ 809.61</b>	<b>99.27%</b>
<b>SHERIFF DRUG FORFEITURE-NON DEA (\$9600)</b>						
Sheriff	526.98	2,088.00	29,520.35	227,609.00	198,088.65	12.97%
<b>FUND TOTAL</b>	<b>\$ 526.98</b>	<b>\$ 2,088.00</b>	<b>\$ 29,520.35</b>	<b>\$ 227,609.00</b>	<b>\$ 198,088.65</b>	<b>12.97%</b>
<b>SHERIFF FEDERAL FORFEITURE-JUSTICE (\$9700)</b>						
Sheriff	524.97	421.85	3,218.93	198,206.00	194,987.07	1.62%
<b>FUND TOTAL</b>	<b>\$ 524.97</b>	<b>\$ 421.85</b>	<b>\$ 3,218.93</b>	<b>\$ 198,206.00</b>	<b>\$ 194,987.07</b>	<b>1.62%</b>

**TARRANT COUNTY, TEXAS  
BUDGET REPORT  
FOR THE TEN (10) MONTHS ENDED 7/31/2023**

	<u>CURRENT MONTH EXPENDITURES</u>	<u>ENCUMBRANCES AND COMMITMENTS</u>	<u>TOTAL EXPENDITURES ENCUMBRANCES &amp; COMMITMENTS</u>	<u>TOTAL BUDGET</u>	<u>UNEXPENDED BUDGET</u>	<u>% BUDGET USED</u>
<b>PUBLIC HEALTH (T0400)</b>						
<b>T0400-2023 Public Health</b>						
Buildings	2,541.68	248.00	107,525.64	369,205.00	261,679.36	29.12%
Public Health	1,174,576.18	482,341.15	12,483,787.32	20,906,954.00	8,423,166.68	59.71%
<b>T0410-2023 Public Health - Cash Match</b>						
Public Health	5,325.03	41,250.00	389,547.30	700,000.00	310,452.70	55.65%
<b>T0420-2023 Public Health-Operating Subsidy</b>						
Public Health	296,973.94	5,994.12	627,576.25	1,533,000.00	905,423.75	40.94%
<b>T0450-2023 Public Health 1115 Wavner</b>						
Non-Departmental	-	-	-	29,461,093.00	29,461,093.00	0.00%
Public Health	180,987.88	30,867.63	4,977,701.65	6,705,761.00	1,728,059.35	74.23%
<b>FUND TOTAL</b>	<u><b>\$ 1,660,404.71</b></u>	<u><b>\$ 560,700.90</b></u>	<u><b>\$ 18,586,138.16</b></u>	<u><b>\$ 59,676,013.00</b></u>	<u><b>\$ 41,089,874.84</b></u>	<u><b>31.15%</b></u>
<b>SECTION 125 FORFEITURES (T0500)</b>						
Self Insurance	20,872.86	42,672.73	306,853.85	1,498,674.00	1,191,820.15	20.48%
<b>FUND TOTAL</b>	<u><b>\$ 20,872.86</b></u>	<u><b>\$ 42,672.73</b></u>	<u><b>\$ 306,853.85</b></u>	<u><b>\$ 1,498,674.00</b></u>	<u><b>\$ 1,191,820.15</b></u>	<u><b>20.48%</b></u>
<b>CHILDREN'S HOME FUND (T0600)</b>						
Juvenile Services	-	36.97	116.00	71,407.00	71,291.00	0.16%
<b>FUND TOTAL</b>	<u><b>\$ -</b></u>	<u><b>\$ 36.97</b></u>	<u><b>\$ 116.00</b></u>	<u><b>\$ 71,407.00</b></u>	<u><b>\$ 71,291.00</b></u>	<u><b>0.16%</b></u>
<b>BAIL BOND BOARD (T0700)</b>						
Non-Departmental	485.00	-	4,790.00	10,730.00	5,940.00	44.64%
<b>FUND TOTAL</b>	<u><b>\$ 485.00</b></u>	<u><b>\$ -</b></u>	<u><b>\$ 4,790.00</b></u>	<u><b>\$ 10,730.00</b></u>	<u><b>\$ 5,940.00</b></u>	<u><b>44.64%</b></u>
<b>TDRPS - TITLE IVE (T0800)</b>						
Child Protective Services	535.01	654.96	52,057.15	120,454.00	68,396.85	43.22%
<b>FUND TOTAL</b>	<u><b>\$ 535.01</b></u>	<u><b>\$ 654.96</b></u>	<u><b>\$ 52,057.15</b></u>	<u><b>\$ 120,454.00</b></u>	<u><b>\$ 68,396.85</b></u>	<u><b>43.22%</b></u>
<b>CONSTABLE FORFEITURE (T0900)</b>						
Constable Precinct 7	-	-	824.64	20,124.00	19,299.36	4.10%
<b>FUND TOTAL</b>	<u><b>\$ -</b></u>	<u><b>\$ -</b></u>	<u><b>\$ 824.64</b></u>	<u><b>\$ 20,124.00</b></u>	<u><b>\$ 19,299.36</b></u>	<u><b>4.10%</b></u>
<b>JUVENILE PROBATION DISTRICT (T1000)</b>						
Juvenile Services	1,486.89	349.99	12,582.87	246,839.00	234,256.13	5.10%
<b>FUND TOTAL</b>	<u><b>\$ 1,486.89</b></u>	<u><b>\$ 349.99</b></u>	<u><b>\$ 12,582.87</b></u>	<u><b>\$ 246,839.00</b></u>	<u><b>\$ 234,256.13</b></u>	<u><b>5.10%</b></u>
<b>UNCLAIMED JUVENILE RESTITUTION (T1100)</b>						
Juvenile Services	-	-	115.67	11,618.00	11,502.33	1.00%
<b>FUND TOTAL</b>	<u><b>\$ -</b></u>	<u><b>\$ -</b></u>	<u><b>\$ 115.67</b></u>	<u><b>\$ 11,618.00</b></u>	<u><b>\$ 11,502.33</b></u>	<u><b>1.00%</b></u>

**TARRANT COUNTY, TEXAS  
BUDGET REPORT  
FOR THE TEN (10) MONTHS ENDED 7/31/2023**

	<u>CURRENT MONTH EXPENDITURES</u>	<u>ENCUMBRANCES AND COMMITMENTS</u>	<u>TOTAL EXPENDITURES ENCUMBRANCES &amp; COMMITMENTS</u>	<u>TOTAL BUDGET</u>	<u>UNEXPENDED BUDGET</u>	<u>% BUDGET USED</u>
<b>DEFERRED PROSECUTION PROGRAM (T1300)</b>						
Criminal District Attorney	2,235.24	195.89	17,229.72	19,040.00	1,810.28	90.49%
FUND TOTAL	<u>\$ 2,235.24</u>	<u>\$ 195.89</u>	<u>\$ 17,229.72</u>	<u>\$ 19,040.00</u>	<u>\$ 1,810.28</u>	<u>90.49%</u>
<b>HISTORICAL COMMISSION (T2000)</b>						
Historical Commission	-	-	27.44	4,382.00	4,354.56	0.63%
FUND TOTAL	<u>\$ -</u>	<u>\$ -</u>	<u>\$ 27.44</u>	<u>\$ 4,382.00</u>	<u>\$ 4,354.56</u>	<u>0.63%</u>
<b>HISTORICAL COMMISSION ARCHIVES (T2100)</b>						
Historical Commission	527.65	269.00	796.65	18,858.00	18,061.35	4.22%
FUND TOTAL	<u>\$ 527.65</u>	<u>\$ 269.00</u>	<u>\$ 796.65</u>	<u>\$ 18,858.00</u>	<u>\$ 18,061.35</u>	<u>4.22%</u>
<b>CEMETERY FUND (T2300)</b>						
Historical Commission	-	-	-	42,010.00	42,010.00	0.00%
FUND TOTAL	<u>\$ -</u>	<u>\$ -</u>	<u>\$ -</u>	<u>\$ 42,010.00</u>	<u>\$ 42,010.00</u>	<u>0.00%</u>
<b>UNCLAIMED ELECTRIC COOP CREDITS (T2600)</b>						
Non-Departmental	125,000.00	-	125,000.00	1,916,692.00	1,791,692.00	6.52%
FUND TOTAL	<u>\$ 125,000.00</u>	<u>\$ -</u>	<u>\$ 125,000.00</u>	<u>\$ 1,916,692.00</u>	<u>\$ 1,791,692.00</u>	<u>6.52%</u>
<b>FIRE MARSHAL CODE (T2900)</b>						
Fire Marshal	375.00	-	21,904.20	646,189.00	624,284.80	3.39%
FUND TOTAL	<u>\$ 375.00</u>	<u>\$ -</u>	<u>\$ 21,904.20</u>	<u>\$ 646,189.00</u>	<u>\$ 624,284.80</u>	<u>3.39%</u>
<b>DISTRICT ATTORNEY JPS CONTRACT (T3000)</b>						
Criminal District Attorney	53,101.65	-	542,675.19	677,804.00	135,128.81	80.06%
FUND TOTAL	<u>\$ 53,101.65</u>	<u>\$ -</u>	<u>\$ 542,675.19</u>	<u>\$ 677,804.00</u>	<u>\$ 135,128.81</u>	<u>80.06%</u>
<b>EMERGENCY SERVICES DISTRICT (T3100)</b>						
Fire Marshal	6,994.01	-	70,450.43	86,100.00	15,649.57	81.82%
FUND TOTAL	<u>\$ 6,994.01</u>	<u>\$ -</u>	<u>\$ 70,450.43</u>	<u>\$ 86,100.00</u>	<u>\$ 15,649.57</u>	<u>81.82%</u>
<b>CSCD BOND SUPERVISION UNIT (T3300)</b>						
Community Supervision	471,095.18	127,403.73	4,329,507.24	5,475,000.00	1,145,492.76	79.08%
FUND TOTAL	<u>\$ 471,095.18</u>	<u>\$ 127,403.73</u>	<u>\$ 4,329,507.24</u>	<u>\$ 5,475,000.00</u>	<u>\$ 1,145,492.76</u>	<u>79.08%</u>
<b>CRIMINAL COURTS DRUG PROGRAM (T3400)</b>						
Criminal Court Administration	750.45	6,887.50	26,426.67	46,178.00	19,751.33	57.23%
FUND TOTAL	<u>\$ 750.45</u>	<u>\$ 6,887.50</u>	<u>\$ 26,426.67</u>	<u>\$ 46,178.00</u>	<u>\$ 19,751.33</u>	<u>57.23%</u>

**TARRANT COUNTY, TEXAS  
BUDGET REPORT  
FOR THE TEN (10) MONTHS ENDED 7/31/2023**

	<u>CURRENT MONTH EXPENDITURES</u>	<u>ENCUMBRANCES AND COMMITMENTS</u>	<u>TOTAL EXPENDITURES ENCUMBRANCES &amp; COMMITMENTS</u>	<u>TOTAL BUDGET</u>	<u>UNEXPENDED BUDGET</u>	<u>% BUDGET USED</u>
<b>MEDICAL EXAMINER CONFERENCE (T3700)</b>						
Medical Examiner	-	-	1,119.05	26,274.00	25,154.95	4.26%
FUND TOTAL	<u>\$ -</u>	<u>\$ -</u>	<u>\$ 1,119.05</u>	<u>\$ 26,274.00</u>	<u>\$ 25,154.95</u>	<u>4.26%</u>
<b>PMC INSURED - 340B (T4100)</b>						
Public Health	1,102,241.51	642,348.81	11,771,626.43	22,074,353.00	10,302,726.57	53.33%
FUND TOTAL	<u>\$ 1,102,241.51</u>	<u>\$ 642,348.81</u>	<u>\$ 11,771,626.43</u>	<u>\$ 22,074,353.00</u>	<u>\$ 10,302,726.57</u>	<u>53.33%</u>
<b>MISCELLANEOUS DONATIONS - JUVENILE PROBATION (T5200)</b>						
Juvenile Services	1,185.52	547.39	6,452.52	22,677.00	16,224.48	28.45%
FUND TOTAL	<u>\$ 1,185.52</u>	<u>\$ 547.39</u>	<u>\$ 6,452.52</u>	<u>\$ 22,677.00</u>	<u>\$ 16,224.48</u>	<u>28.45%</u>
<b>DONATIONS EMERGENCY MANAGEMENT (T5350)</b>						
County Administrator	-	-	-	7,440.00	7,440.00	0.00%
FUND TOTAL	<u>\$ -</u>	<u>\$ -</u>	<u>\$ -</u>	<u>\$ 7,440.00</u>	<u>\$ 7,440.00</u>	<u>0.00%</u>
<b>MISCELLANEOUS DONATIONS - HUMAN SERVICES (T5600)</b>						
Human Services	5,785.29	-	29,548.07	34,819.00	5,270.93	84.86%
FUND TOTAL	<u>\$ 5,785.29</u>	<u>\$ -</u>	<u>\$ 29,548.07</u>	<u>\$ 34,819.00</u>	<u>\$ 5,270.93</u>	<u>84.86%</u>
<b>MISCELLANEOUS DONATIONS - HUMAN SERVICES-RELIANT (T5640)</b>						
Human Services	3,055.06	-	8,881.18	30,939.00	22,057.82	28.71%
FUND TOTAL	<u>\$ 3,055.06</u>	<u>\$ -</u>	<u>\$ 8,881.18</u>	<u>\$ 30,939.00</u>	<u>\$ 22,057.82</u>	<u>28.71%</u>
<b>MISCELLANEOUS DONATIONS - HUMAN SERVICES-CIRRO (T5642)</b>						
Human Services	-	-	885.78	1,034.00	148.22	85.67%
FUND TOTAL	<u>\$ -</u>	<u>\$ -</u>	<u>\$ 885.78</u>	<u>\$ 1,034.00</u>	<u>\$ 148.22</u>	<u>85.67%</u>
<b>MISCELLANEOUS DONATIONS - HUMAN SERVICES-DIRECT ENERGY (T5646)</b>						
Human Services	549.85	-	759.86	10,000.00	9,240.14	7.60%
FUND TOTAL	<u>\$ 549.85</u>	<u>\$ -</u>	<u>\$ 759.86</u>	<u>\$ 10,000.00</u>	<u>\$ 9,240.14</u>	<u>7.60%</u>
<b>MISCELLANEOUS DONATIONS - CPS (T5700)</b>						
Child Protective Services	1,520.00	-	8,678.23	50,160.00	41,481.77	17.30%
FUND TOTAL	<u>\$ 1,520.00</u>	<u>\$ -</u>	<u>\$ 8,678.23</u>	<u>\$ 50,160.00</u>	<u>\$ 41,481.77</u>	<u>17.30%</u>

**TARRANT COUNTY, TEXAS  
BUDGET REPORT  
FOR THE TEN (10) MONTHS ENDED 7/31/2023**

	<u>CURRENT MONTH EXPENDITURES</u>	<u>ENCUMBRANCES AND COMMITMENTS</u>	<u>TOTAL EXPENDITURES ENCUMBRANCES &amp; COMMITMENTS</u>	<u>TOTAL BUDGET</u>	<u>UNEXPENDED BUDGET</u>	<u>% BUDGET USED</u>
<b>MISCELLANEOUS DONATIONS - HEALTH DEPT (T5800)</b>						
Public Health	-	-	-	31,402.00	31,402.00	0.00%
FUND TOTAL	<u>\$ -</u>	<u>\$ -</u>	<u>\$ -</u>	<u>\$ 31,402.00</u>	<u>\$ 31,402.00</u>	<u>0.00%</u>
<b>MISCELLANEOUS DONATIONS - VETERAN COURT PROGRAM (T5960)</b>						
Veterans Diversion Court	-	-	1,132.50	13,727.00	12,594.50	8.25%
FUND TOTAL	<u>\$ -</u>	<u>\$ -</u>	<u>\$ 1,132.50</u>	<u>\$ 13,727.00</u>	<u>\$ 12,594.50</u>	<u>8.25%</u>
<b>MISCELLANEOUS DONATIONS - FAMILY COURT SERVICES (T6000)</b>						
Domestic Relations	-	-	-	6,902.00	6,902.00	0.00%
FUND TOTAL	<u>\$ -</u>	<u>\$ -</u>	<u>\$ -</u>	<u>\$ 6,902.00</u>	<u>\$ 6,902.00</u>	<u>0.00%</u>
<b>MISCELLANEOUS DONATIONS - CRCG (T6100)</b>						
Public Assistance	1,657.22	-	21,488.40	43,076.00	21,587.60	49.88%
FUND TOTAL	<u>\$ 1,657.22</u>	<u>\$ -</u>	<u>\$ 21,488.40</u>	<u>\$ 43,076.00</u>	<u>\$ 21,587.60</u>	<u>49.88%</u>
<b>MISCELLANEOUS DONATIONS - PEACE OFFICER MEMORIAL (T6200)</b>						
Buildings	-	-	-	100,021.00	100,021.00	0.00%
FUND TOTAL	<u>\$ -</u>	<u>\$ -</u>	<u>\$ -</u>	<u>\$ 100,021.00</u>	<u>\$ 100,021.00</u>	<u>0.00%</u>
<b>ATTF RENTAL ASSOC DONATION (T6500)</b>						
Sheriff	-	-	-	280.00	280.00	0.00%
FUND TOTAL	<u>\$ -</u>	<u>\$ -</u>	<u>\$ -</u>	<u>\$ 280.00</u>	<u>\$ 280.00</u>	<u>0.00%</u>
<b>SHERIFF'S EMPLOYEE RECOGNITION AND AWARD (T7000)</b>						
Sheriff	-	-	-	1,456.00	1,456.00	0.00%
FUND TOTAL	<u>\$ -</u>	<u>\$ -</u>	<u>\$ -</u>	<u>\$ 1,456.00</u>	<u>\$ 1,456.00</u>	<u>0.00%</u>
<b>CONTRACT ELECTIONS (T7100)</b>						
Elections Administration	12,289.70	116,651.56	1,509,447.64	2,123,885.00	614,437.36	71.07%
FUND TOTAL	<u>\$ 12,289.70</u>	<u>\$ 116,651.56</u>	<u>\$ 1,509,447.64</u>	<u>\$ 2,123,885.00</u>	<u>\$ 614,437.36</u>	<u>71.07%</u>
<b>ELECTIONS CHAPTER 19 (T7300)</b>						
Elections Administration	65,777.68	-	118,659.82	522,541.00	403,881.18	22.71%
FUND TOTAL	<u>\$ 65,777.68</u>	<u>\$ -</u>	<u>\$ 118,659.82</u>	<u>\$ 522,541.00</u>	<u>\$ 403,881.18</u>	<u>22.71%</u>
<b>OPIOID EPIDEMIC SETTLEMENT (T8500)</b>						
Non-Departmental	-	-	-	521,816.00	521,816.00	0.00%
FUND TOTAL	<u>\$ -</u>	<u>\$ -</u>	<u>\$ -</u>	<u>\$ 521,816.00</u>	<u>\$ 521,816.00</u>	<u>0.00%</u>