


---

# COUNTY AUDITOR


**TARRANT COUNTY FINANCIAL STATEMENTS**

**FOR THE MONTH OF MARCH 2023**



**TARRANT COUNTY, TEXAS**

---



## **TARRANT COUNTY**

**TARRANT COUNTY ADMINISTRATION BUILDING - ROOM 506  
100 E. WEATHERFORD  
FORT WORTH, TEXAS 76196-0103  
817/884-1205  
Fax 817/884-1104**

**S. RENEE TIDWELL, CPA  
COUNTY AUDITOR  
rtidwell@tarrantcounty.com**

**KIM BUCHANAN, CPA  
FIRST ASSISTANT COUNTY AUDITOR  
kmbuchanan@tarrantcounty.com**

May 30, 2023

The Honorable District Judges  
The Honorable Commissioners Court  
Tarrant County, Texas

RE: County Auditor's March 2023 Financial Reports

I herewith submit the financial report of Tarrant County, Texas as of and for the six months ending March 31, 2023.

If you have any questions concerning this report or the financial well-being of the County, please call.

Sincerely,

S. Renée Tidwell, CPA  
County Auditor

**TARRANT COUNTY, TEXAS**  
**COMBINED BALANCE SHEET**  
**GOVERNMENTAL FUNDS**  
**AS OF 3/31/2023**

<u>COMBINED TOTAL</u>		<u>GENERAL</u>	<u>ROAD &amp; BRIDGE</u>	<u>DEBT SERVICE</u>
<b>ASSETS</b>				
\$1,336,575,515.41	CASH AND INVESTMENTS	\$443,530,611.93	\$17,261,769.01	\$35,593,968.10
27,571,775.84	TAXES RECEIVABLE (NET)	25,426,308.17	895.72	2,144,571.95
9,784,630.32	OTHER RECEIVABLES (NET)	2,210,336.33	10,096.68	0.00
3,876,660.20	FEE OFFICE RECEIVABLE	3,876,660.20	0.00	0.00
27,081,251.42	DUE FROM OTHER FUNDS	27,081,251.42	0.00	0.00
381,576.89	ADVANCE TO ENTERPRISE FUND	0.00	0.00	0.00
5,142,356.19	PREPAID EXPENSES AND INVENTORY	747,667.11	650,066.07	0.00
<u>\$1,410,413,766.27</u>	<b>TOTAL ASSETS</b>	<u>\$502,872,835.16</u>	<u>\$17,922,827.48</u>	<u>\$37,738,540.05</u>
<b>LIABILITIES</b>				
\$9,009,774.12	ACCOUNTS PAYABLE	\$3,477,060.27	\$426,324.39	\$0.00
36,246,962.08	OTHER LIABILITIES	31,720,307.49	715,334.76	0.00
27,081,251.42	DUE TO OTHER FUNDS	0.00	0.00	0.00
298,129,360.21	UNEARNED REVENUE	0.00	0.00	0.00
370,467,347.83	<b>TOTAL LIABILITIES</b>	35,197,367.76	1,141,659.15	0.00
<b>DEFERRED INFLOWS OF RESOURCES</b>				
27,571,775.84	UNAVAILABLE REVENUE - PROPERTY TAXES	25,426,308.17	895.72	2,144,571.95
3,876,660.20	UNAVAILABLE REVENUE - FEE OFFICE	3,876,660.20	0.00	0.00
0.00	UNAVAILABLE REVENUE - OTHER	0.00	0.00	0.00
867,774.45	DEFERRED LEASE INFLOW	867,774.45	0.00	0.00
32,316,210.49	<b>TOTAL DEFERRED INFLOWS OF RESOURCES</b>	30,170,742.82	895.72	2,144,571.95
<b>FUND BALANCES</b>				
<u>1,007,630,207.95</u>	<b>FUND BALANCES</b>	<u>437,504,724.58</u>	<u>16,780,272.61</u>	<u>35,593,968.10</u>
<u>1,007,630,207.95</u>	<b>TOTAL FUND BALANCES</b>	<u>437,504,724.58</u>	<u>16,780,272.61</u>	<u>35,593,968.10</u>
<u>\$1,410,413,766.27</u>	<b>TOTAL LIABILITIES, DEFERRED INFLOWS OF RESOURCES, AND FUND BALANCES</b>	<u>\$502,872,835.16</u>	<u>\$17,922,827.48</u>	<u>\$37,738,540.05</u>

CAPITAL PROJECTS	GRANT FUNDS	OTHER GOVERNMENTAL FUNDS
\$405,896,534.19	\$312,694,590.84	\$121,598,041.34
0.00	0.00	0.00
0.00	5,582,945.85	1,981,251.46
0.00	0.00	0.00
0.00	0.00	0.00
381,576.89	0.00	0.00
0.00	3,181,149.97	563,473.04
<u>\$406,278,111.08</u>	<u>\$321,458,686.66</u>	<u>\$124,142,765.84</u>

\$3,379,500.12	\$1,386,541.47	\$340,347.87
6,082.22	2,869,550.92	935,686.69
0.00	26,916,245.02	165,006.40
0.00	297,579,647.17	549,713.04
3,385,582.34	328,751,984.58	1,990,754.00

0.00	0.00	0.00
0.00	0.00	0.00
0.00	0.00	0.00
0.00	0.00	0.00
0.00	0.00	0.00

402,892,528.74	(7,293,297.92)	122,152,011.84
402,892,528.74	(7,293,297.92)	122,152,011.84
<u>\$406,278,111.08</u>	<u>\$321,458,686.66</u>	<u>\$124,142,765.84</u>

**TARRANT COUNTY, TEXAS**  
**COMBINED STATEMENT OF REVENUES AND EXPENDITURES**  
**AND CHANGES IN FUND BALANCE**  
**GOVERNMENTAL FUNDS**  
**FOR THE SIX (6) MONTHS ENDED 3/31/2023**

<u>COMBINED TOTAL</u>		<u>GENERAL</u>	<u>ROAD &amp; BRIDGE</u>	<u>DEBT SERVICE</u>
<b>REVENUES:</b>				
\$540,527,279.71	TAXES, LICENSES AND PERMITS	\$499,251,225.10	\$0.55	\$41,172,166.24
44,557,456.04	FEES OF OFFICE	23,818,519.25	9,309,320.00	0.00
1,265,499.96	FINES	1,265,499.96	0.00	0.00
156,528,301.14	INTERGOVERNMENTAL	14,758,440.95	37,834.37	0.00
23,793,955.72	INVESTMENT INCOME	12,688,619.10	302,445.52	352,710.96
7,384,013.48	MISCELLANEOUS	3,357,421.25	285,666.63	1,380.69
<u>774,056,506.05</u>	<b>TOTAL REVENUES</b>	<u>555,139,725.61</u>	<u>9,935,267.07</u>	<u>41,526,257.89</u>
<b>EXPENDITURES:</b>				
<b>CURRENT:</b>				
83,405,534.87	GENERAL GOVERNMENT	72,367,827.27	2,255,999.01	0.00
106,350,591.37	PUBLIC SAFETY	88,931,479.04	0.00	0.00
112,846,860.69	JUDICIAL	99,660,536.88	0.00	0.00
94,479,853.18	COMMUNITY SERVICES	3,719,107.95	0.00	0.00
15,905,603.80	TRANSPORTATION	896,780.95	14,144,938.48	0.00
34,618,931.01	CAPITAL/CONSTRUCTION	0.00	0.00	0.00
8,757,657.67	DEBT SERVICE	251,833.50	0.00	7,734,140.97
<u>456,365,032.59</u>	<b>TOTAL EXPENDITURES</b>	<u>265,827,565.59</u>	<u>16,400,937.49</u>	<u>7,734,140.97</u>
317,691,473.46	EXCESS (DEFICIT) OF REVENUES OVER EXPENDITURES	289,312,160.02	(6,465,670.42)	33,792,116.92
<b>OTHER FINANCING SOURCES (USES):</b>				
58,875,925.40	OPERATING TRANSFERS IN	783,851.10	7,530,213.48	0.00
(68,875,925.40)	OPERATING TRANSFERS OUT	(68,092,074.30)	(208,202.95)	0.00
112,998.98	LEASES (AS LESSEE)	0.00	0.00	0.00
<u>307,804,472.44</u>	<b>EXCESS (DEFICIT ) OF REVENUES AND OPERATING TRANSFERS OVER EXPENDITURES</b>	<u>222,003,936.82</u>	<u>856,340.11</u>	<u>33,792,116.92</u>
<b>FUND BALANCES:</b>				
<u>699,825,735.51</u>	<b>BEGINNING OF PERIOD</b>	<u>215,500,787.76</u>	<u>15,923,932.50</u>	<u>1,801,851.18</u>
<u>\$1,007,630,207.95</u>	<b>END OF PERIOD</b>	<u>\$437,504,724.58</u>	<u>\$16,780,272.61</u>	<u>\$35,593,968.10</u>

CAPITAL PROJECTS	GRANT FUNDS	OTHER GOVERNMENTAL FUNDS
\$0.00	\$0.00	\$103,887.82
393,281.85	539,605.13	10,496,729.81
0.00	0.00	0.00
0.00	122,178,076.42	19,553,949.40
7,849,921.68	388,704.78	2,211,553.68
713,171.55	123,591.06	2,902,782.30
8,956,375.08	123,229,977.39	35,268,903.01
0.00	6,580,340.54	2,201,368.05
0.00	12,682,618.76	4,736,493.57
0.00	11,713,006.41	1,473,317.40
0.00	71,158,028.55	19,602,716.68
0.00	863,884.37	0.00
14,679,024.54	19,610,621.04	329,285.43
0.00	653,117.42	118,565.78
14,679,024.54	123,261,617.09	28,461,746.91
(5,722,649.46)	(31,639.70)	6,807,156.10
48,652,861.50	0.00	1,908,999.32
0.00	0.00	(575,648.15)
0.00	31,639.70	81,359.28
42,930,212.04	0.00	8,221,866.55
359,962,316.70	(7,293,297.92)	113,930,145.29
<u>\$402,892,528.74</u>	<u>(\$7,293,297.92)</u>	<u>\$122,152,011.84</u>

**TARRANT COUNTY, TEXAS**  
**STATEMENT OF NET POSITION**  
**PROPRIETARY FUNDS**  
**AS OF 3/31/2023**

<u>COMBINED TOTAL</u>		<u>ENTERPRISE</u>	<u>INTERNAL SERVICE</u>
<b>ASSETS</b>			
\$62,530,414.41	CASH AND INVESTMENTS	\$4,797,321.01	\$57,733,093.40
3,378,281.71	OTHER RECEIVABLES (NET)	3,352,563.21	25,718.50
393,075.00	PREPAID EXPENSES AND INVENTORY	7,075.00	386,000.00
<u>3,521,683.88</u>	FIXED ASSETS (NET)	<u>3,521,683.88</u>	<u>0.00</u>
<u>69,823,455.00</u>	TOTAL ASSETS	<u>11,678,643.10</u>	<u>58,144,811.90</u>
<b>DEFERRED OUTFLOWS OF RESOURCES</b>			
110,089.00	PENSION CONTRIBUTIONS AFTER MEASUREMENT DATE	110,089.00	0.00
5,462.00	DIFFERENCE IN EXPECTED & ACTUAL PENSION EXPERIENCE	5,462.00	0.00
175,908.00	CHANGES IN PENSION ASSUMPTIONS	175,908.00	0.00
1,280.00	DIFFERENCE IN EXPECTED & ACTUAL OPEB EXPERIENCE	1,280.00	0.00
83,322.00	CHANGES IN OPEB ASSUMPTIONS	83,322.00	0.00
<u>25,625.00</u>	OPEB CONTRIBUTIONS AFTER MEASUREMENT DATE	<u>25,625.00</u>	<u>0.00</u>
<u>401,686.00</u>	TOTAL DEFERRED OUTFLOWS OF RESOURCES	<u>401,686.00</u>	<u>0.00</u>
<b>LIABILITIES</b>			
654,503.89	ACCOUNTS PAYABLE	75,921.51	578,582.38
20,988,709.29	OTHER LIABILITIES	41,087.52	20,947,621.77
381,576.89	ADVANCE FROM CAPITAL PROJECTS FUND	381,576.89	0.00
141,099.83	UNEARNED REVENUE	24,910.33	116,189.50
69,472.00	NET PENSION LIABILITY	69,472.00	0.00
692,349.00	OTHER POST EMPLOYMENT BENEFIT LIABILITY	692,349.00	0.00
<u>117,329.13</u>	COMPENSATED ABSENCES	<u>117,329.13</u>	<u>0.00</u>
<u>23,045,040.03</u>	TOTAL LIABILITIES	<u>1,402,646.38</u>	<u>21,642,393.65</u>
<b>DEFERRED INFLOWS OF RESOURCES</b>			
14,257.00	DIFFERENCE IN EXPECTED & ACTUAL PENSION EXPERIENCE	14,257.00	0.00
583,380.00	DIFFERENCE IN PROJECTED & ACTUAL PENSION EARNINGS	583,380.00	0.00
14,112.00	CHANGES IN PENSION ASSUMPTIONS	14,112.00	0.00
96,257.00	DIFFERENCE IN EXPECTED & ACTUAL OPEB EXPERIENCE	96,257.00	0.00
68,462.00	CHANGES IN OPEB ASSUMPTIONS	68,462.00	0.00
<u>3,384,933.56</u>	DEFERRED LEASE INFLOW	<u>3,384,933.56</u>	<u>0.00</u>
<u>4,161,401.56</u>	TOTAL DEFERRED INFLOWS OF RESOURCES	<u>4,161,401.56</u>	<u>0.00</u>
<b>NET POSITION</b>			
<u>43,018,699.41</u>	NET POSITION	<u>6,516,281.16</u>	<u>36,502,418.25</u>
<u>\$43,018,699.41</u>	TOTAL NET POSITION	<u>\$6,516,281.16</u>	<u>\$36,502,418.25</u>

**TARRANT COUNTY, TEXAS**  
**COMBINED STATEMENT OF REVENUES, EXPENSES**  
**AND CHANGES IN FUND NET POSITION**  
**PROPRIETARY FUNDS**  
**FOR THE SIX (6) MONTHS ENDED 3/31/2023**

<u>COMBINED TOTAL</u>		<u>ENTERPRISE</u>	<u>INTERNAL SERVICE</u>
	<b>OPERATING REVENUES:</b>		
\$1,681,212.43	BUILDING RENTALS	\$1,681,212.43	\$0.00
12,217,680.70	USER FEES	0.00	12,217,680.70
29,345,898.73	COUNTY CONTRIBUTIONS	0.00	29,345,898.73
<u>924,433.86</u>	OTHER REVENUES	<u>95,441.84</u>	<u>828,992.02</u>
44,169,225.72	TOTAL OPERATING REVENUES	1,776,654.27	42,392,571.45
	<b>OPERATING EXPENSES:</b>		
606,694.03	PERSONNEL	606,694.03	0.00
715,823.90	BUILDING AND EQUIPMENT	714,274.11	1,549.79
130,049.01	DEPRECIATION AND AMORTIZATION	130,049.01	0.00
41,632,054.98	SELF INSURANCE CLAIMS	0.00	41,632,054.98
3,563,800.68	INSURANCE PREMIUMS	50,021.33	3,513,779.35
2,297,677.11	ADMINISTRATION	0.00	2,297,677.11
<u>678,752.10</u>	OTHER EXPENSES	<u>92,285.20</u>	<u>586,466.90</u>
<u>49,624,851.81</u>	TOTAL OPERATING EXPENSES	<u>1,593,323.68</u>	<u>48,031,528.13</u>
(5,455,626.09)	OPERATING INCOME (LOSS)	183,330.59	(5,638,956.68)
	<b>NON-OPERATING REVENUE (EXPENSE):</b>		
<u>1,276,610.71</u>	INTEREST INCOME	<u>108,115.38</u>	<u>1,168,495.33</u>
(4,179,015.38)	NET INCOME (LOSS) BEFORE TRANSFERS	291,445.97	(4,470,461.35)
	<b>OPERATING TRANSFERS:</b>		
10,000,000.00	OPERATING TRANSFERS IN	0.00	10,000,000.00
<u>0.00</u>	OPERATING TRANSFERS OUT	<u>0.00</u>	<u>0.00</u>
5,820,984.62	NET INCOME (LOSS)	291,445.97	5,529,538.65
	<b>NET POSITION:</b>		
<u>37,197,714.79</u>	BEGINNING OF PERIOD	<u>6,224,835.19</u>	<u>30,972,879.60</u>
<u>\$43,018,699.41</u>	END OF PERIOD	<u>\$6,516,281.16</u>	<u>\$36,502,418.25</u>



**TARRANT COUNTY, TEXAS**  
**FIDUCIARY BALANCE SHEET**  
**AS OF 3/31/2023**

<u>COMBINED TOTAL</u>		<u>STATE COMPTROLLER FUND</u>	<u>OTHER CUSTODIAL FUNDS</u>	<u>COMMUNITY SUPERVISION &amp; CORRECTIONS</u>
<b>ASSETS</b>				
\$118,272,730.86	CASH AND INVESTMENTS	\$27,259,420.77	\$79,553,990.26	\$11,459,319.83
1,915.39	FEE OFFICE RECEIVABLE	0.00	1,915.39	0.00
5,885.00	PREPAID EXPENSES & INVENTORY	0.00	0.00	5,885.00
<u>52,362,971.64</u>	RESTRICTED ASSETS	<u>0.00</u>	<u>52,362,971.64</u>	<u>0.00</u>
<u>\$170,643,502.89</u>	TOTAL ASSETS	<u>\$27,259,420.77</u>	<u>\$131,918,877.29</u>	<u>\$11,465,204.83</u>
<b>LIABILITIES AND FUND BALANCE</b>				
\$207,274.14	ACCOUNTS PAYABLE	\$0.00	\$145,648.10	\$61,626.04
<u>170,436,228.75</u>	OTHER LIABILITIES	<u>27,259,420.77</u>	<u>131,773,229.19</u>	<u>11,403,578.79</u>
<u>\$170,643,502.89</u>	TOTAL LIABILITIES AND FUND BALANCE	<u>\$27,259,420.77</u>	<u>\$131,918,877.29</u>	<u>\$11,465,204.83</u>

**TARRANT COUNTY, TEXAS**  
**NOTES TO COMBINED FINANCIAL STATEMENTS**  
**FOR THE SIX (6) MONTHS ENDED 3/31/2023**

**I. SUMMARY OF SIGNIFICANT ACCOUNTING POLICIES:**

Reporting Entity

The accompanying financial statements reflect the funds and accounts of the financial reporting entity Tarrant County, Texas (the "County"), as of March 2023 and for the six months then ended. Other components of the County not included in the accompanying financial statements include, Tarrant County Hospital District, Tarrant County Mental Health and Behavioral Health Services, Tarrant County Industrial Development Corporation, Tarrant County Health Facilities Development Corporation, Tarrant County Cultural Education Facilities Finance Corporation, and Tarrant County Housing Financing Corporation. These components are technically a part of the "reporting entity" because of the budgetary oversight responsibility by the Commissioners' Court of Tarrant County. These components however are unrelated to the financial condition and results of operations of the County and have been excluded from the accompanying financial statements. Separate financial statements of these entities are available upon request.

Revenue Recognition

Revenue is generally recognized on the modified accrual basis. Under this method of accounting, revenues are recognized when susceptible to accrual, i.e., both measurable and available. The primary revenue sources susceptible to accrual are property taxes, fines and fees due to fee offices which are recognized as unavailable revenue until cash is received. Other sources are generally not measurable until received in cash.

Expenditure Recognition

Expenditures are recorded when incurred. Expenditures for principal and interest on long-term debt are recorded when due. The accrual basis of accounting is utilized in the proprietary funds. Encumbrances are not included as expenditures.

Budget Basis Reporting

The budget is prepared utilizing a modified cash basis of accounting, with adjustments for encumbrances, as allowed by state statutes. Budget basis information is presented in the accompanying "Budgetary Information" section at a summary level. Budget information at the legal level of control is available upon request.

Investment Income Allocation

To maximize investment earnings on "idle" cash and cash equivalents, a "pooled cash" concept is utilized. Under this concept nearly all deposits are maintained in the same bank account and are invested on a daily basis. Generally, interest earnings are allocated to each fund based on the funds relative percentage of the total pool.

Pension Liability

The net pension liability was actuarially valued as of December 31, 2021. The net pension liability recorded in the Resource Connection is \$69,472. The amount for the governmental funds is \$28,519,643 which is reported in the annual comprehensive financial report.

OPEB Liability

The total OPEB liability was actuarially measured as of September 30, 2021. The total OPEB liability recorded in the Resource Connection is \$692,349. The amount for the governmental funds is \$222,023,734, which is reported in the annual comprehensive financial report.

**TARRANT COUNTY, TEXAS**  
**NOTES TO COMBINED FINANCIAL STATEMENTS**  
**FOR THE SIX (6) MONTHS ENDED 3/31/2023**

**I. SUMMARY OF SIGNIFICANT ACCOUNTING POLICIES (CONT'D):**

Compensated Absences

Accumulated unpaid vacation leave and vested sick pay have been recorded in the Enterprise Fund for the Resource Connection. An additional amount has been accrued for salary related payments associated with the payment of compensated absences. The amount of compensated absences for the remaining governmental funds is \$50,034,567, which is reported in the annual comprehensive financial report.

Deferred Outflows/Inflows of Resources

Deferred outflows of resources apply to future periods and so will not be recognized as an expense/ expenditure until then. Deferred inflows of resources apply to future periods and will be recognized as a revenue at that time.

Incurred but Not Reported

Included in the "Other Liabilities" of the Internal Service fund's Employee Benefits is \$4,500,000 of incurred but not reported medical and drug claims.

Leases

The County, as a lessee, recognizes a lease liability and an intangible right to use lease asset as well as capital outlay and other financing source. The County, as lessor, recognizes a lease receivable and a deferred inflow of resources.

**II. BASIS OF PRESENTATION:**

The accounts of the County are organized and operated on the basis of funds, each of which is considered a separate accounting entity. Government resources are allocated to and accounted for in individual funds based on the purpose for which they are to be spent and the means by which spending activities are controlled.

Funds are classified into three categories: Governmental, Proprietary and Fiduciary. Each category is divided into separate fund types. The following fund types are used by the County.

Governmental Funds: Used to account for all or most of a government's general activity.

General Fund – used to account for the general operations of the County.

Road and Bridge Fund – used to account for the collection and expenditure of those monies designated to be spent for acquisition, construction and maintenance of county roads and bridges.

Debt Service Fund – used to account for accumulation of resources and for the payment of general long-term debt principal, interest, and related costs.

Capital Projects Funds – used to account for financial resources to be used for the acquisition and/or construction of facilities, equipment, software and infrastructure.

Grant Funds – used to account for the activities conducted under the many grant agreements between the County and various state and federal organizations.

Other Governmental Funds – used to account for specific revenue sources which are legally restricted to expenditures for specified purposes.

**TARRANT COUNTY, TEXAS**  
**NOTES TO COMBINED FINANCIAL STATEMENTS**  
**FOR THE SIX (6) MONTHS ENDED 3/31/2023**

**II. BASIS OF PRESENTATION (CONT'D):**

Proprietary Funds: Used to account for operations that are financed in a manner similar to those in the private sector, where the determination of net income is appropriate for sound financial administration.

Enterprise Fund – used to account for operations that are financed and operated in a manner similar to private enterprise where the County's intent is to provide goods or services to the public on a continuing basis financed primarily through user charges. The County operates two enterprise funds, the Resource Connection and Oil and Gas Royalty.

Internal Service Funds – used to account for the various self-insurance activities for the County.

Fiduciary Funds: These funds account for assets held by the County in a fiduciary capacity and therefore cannot be used to support the County's own programs.

State Comptroller Funds – used to account for monies received on behalf of, and subsequently remitted to the State Comptroller.

Other Custodial Funds – used to account for assets held in a fiduciary capacity for others and includes property taxes collected and remitted for other entities, statutory fees collected on behalf of other governments, funds held in the registry of the court, collateral for securing bail bonds, monies on account for inmate commissary purchases, and funds seized by law enforcement agencies.

Community Supervision and Corrections – used to account for the State agency funds in the County depository and restitution collected as a condition of probation payable to injured parties.

**III. NEGATIVE CASH BALANCES:**

The following funds have negative cash balances at the balance sheet date. This occurs when expenditures exceed revenue collection. The General Fund has advanced money to these Funds thereby, allowing for continued operation of the related programs. These advances by the General Fund have been reflected in the accompanying combined balance sheet as Due from other funds. The advances also represent a loss of investment earnings to the General Fund and are not a reimbursable item by the grantor under reimbursing grant agreements.

Most negative cash balances arise in the County's reimbursing grant programs. These programs require the payment of expenditures prior to the reimbursement by the grantor. These cash deficits have existed for years and do not create any major concerns. However, this information is helpful to the reader of the financial statements to provide a fuller understanding of the details of County operations.

<u>FUND / GRANT</u>	<u>DEFICIT</u>
E0024 RYAN WHITE ENDING HIV EPIDEMIC	\$ 175,425.62
E0025 DHHS-RYAN WHITE TITLE IV PART D - WOMEN, INFANTS, CHILDREN	12,667.47
E0027 RYAN WHITE PART C - OUTPATIENT EIS PROGRAM	3,680.53
E0028 RYAN WHITE HIV/AIDS TREATMENT MODERNIZATION ACT PART A	352,050.86
E0031 HIV/STATE SERVICES	56,073.17
E0032 RYAN WHITE PART B	407,269.14
E0037 HIV/HOPWA	17,782.37
E0061 HOUSING OPPORTUNITIES FOR PERSONS WITH AIDS (HOPWA)	3,892.48
E0062 HOPWA - COVID - CARES - ADMINISTRATIVE AGENCY	4.34

**TARRANT COUNTY, TEXAS**  
**NOTES TO COMBINED FINANCIAL STATEMENTS**  
**FOR THE SIX (6) MONTHS ENDED 3/31/2023**

**III. NEGATIVE CASH BALANCES (CONT'D):**

<u>FUND / GRANT</u>	<u>DEFICIT</u>
F0028 RYAN WHITE HIV/AIDS TREATMENT MODERNIZATION ACT PART A	18,006.96
F0031 HIV/STATE SERVICES FOR PMC	3,280.58
F0033 SURVEILLANCE	22,200.41
F0034 INFECTIOUS DISEASE SURVEILLANCE AND EPIDEMIOLOGY - YR4	32,213.49
F0035 HIV PREVENTION	81,475.33
F0036 DSHS-ENDING THE HIV EPIDEMIC	57,902.81
F0038 STD/HIV OPER	390,809.53
F0040 TDFPS-COMMUNITY YOUTH DEVELOPMENT - FY23	91,675.67
F0042 BIOTERRORISM PREPAREDNESS - LAB	33,179.10
F0043 CPS-PREPAREDNESS/HAZARDS (BIO TERRORISM)	99,973.31
F0044 DSHS-C.R.I - CITIES READINESS INITIATIVE	12,696.72
F0045 TB/PC-TB CONTROL & PREVENTION (CLINIC)	118,386.47
F0046 TUBERCULOSIS - PREVENTION AND CONTROL	136,567.56
F0051 IMMUNIZATIONS	353,865.85
F0054 INFECTIOUS DISEASE CONTROL UNIT/FLU-LAB	3,301.64
F0058 DSHS - HEALTHY TEXAS BABIES	9,400.49
F0060 WIC CARD PARTICIPATION	949,176.00
F0062 DSHS-REGIONAL LOCAL SERVICE SYSTEMS/LOCAL PUBLIC HEALTH	102,753.95
F0084 DSHS-CDC COVID-19	314.85
F0087 USCRI - REFUGEE MEDICAL SCREENING	214,025.74
F0089 DSHS ELC/LRN COVID-19 - LAB PPP	32,716.49
F0093 NURSE FAMILY PARTNERSHIP GRANT	143,625.45
F0100 DSHS-COVID-19 VACCINATION CAPACITY ENHANCEMENT PROGRAM	1,435,219.63
F0102 CDC-HEALTH DISPARITIES / HIGH RISK	970,462.40
F0104 CDC-PUBLIC HEALTH CRISIS RESPONSE (PHCR) CO-AG	112,046.77
F0105 STD/HIV DISEASE INTERVENTION SPECIALISTS (STD/HIV-DIS)	146,605.03
F0108 CDC-STRENGTHEN PUBLIC HEALTH INFRASTRUCTURE, WORKFORCE, DATA	9,138.55
F0110 DSHS-COVID-19 VACCINATION CAPACITY ENHANCEMENT	1,024,289.57
F0140 TDFPS-COMMUNITY YOUTH DEVELOPMENT - INNVATION GRANT - FY22	1,594.05
F0189 DSHS ELC/LRN COVID-19 - EPI EXPANSION	513,307.01
F0289 DSHS ELC/LRN COVID-19 - EPI CARES	103,596.91
F0389 DSHS ELC/LRN COVID-19 - LAB EXPANSION FUNDING	2,950.00
F0489 DSHS ELC/LRN COVID-19 - LAB SPHL	11,721.12
G0012 VETERANS COURT PROGRAM - INTERIM	29,635.41
G0018 CJD-REACHING INDEPENDENCE THROUGH SELF EMPOWERMENT (RISE)	107,836.82
G0081 VAWA - PROTECTIVE ORDER UNIT - INTERIM	78,096.86
G0084 D.I.R.E.C.T. PROGRAM - INTERIM	33,753.19
G0085 MENTAL HEALTH DIVERSION COURT PROGRAM	23,736.84
G0087 CJD-INTIMATE PARTNER-FAMILY VIOLENCE VICTIM ADVOCATES	112,736.22
G0094 CJD- FAMILY RECOVERY COURT	13,750.00
G0095 CJD- RECONNECTING YOUTH PROGRAM	44,973.18
G0096 IMPROVING HUMAN IDENTIFICATION AND ANTHROPOLOGY SERVICES	30,579.22
H0001 COMMUNITY DEVELOPMENT - SUPPORTIVE HOUSING	2,316,974.30
H0040 HOME INVESTMENT PARTNERSHIP ACT - AMERICAN RESCUE PLAN	26,017.87
H0080 COMMUNITY DEVELOPMENT BLOCK GRANT - COVID - CARES	690,542.07
H0081 EMERGENCY SHELTER GRANT - COVID - CARES	262,624.12
L0013 OJP-DOJ-NIJ FORENSIC BACKLOG REDUCTION GRANT	22,391.09

**TARRANT COUNTY, TEXAS**  
**NOTES TO COMBINED FINANCIAL STATEMENTS**  
**FOR THE SIX (6) MONTHS ENDED 3/31/2023**

**III. NEGATIVE CASH BALANCES (CONT'D):**

<u>FUND / GRANT</u>	<u>DEFICIT</u>
L0019 OJP-DOJ-HUMAN TRAFFICKING TASK FORCE	64,013.04
M0008 JAG-LAW ENFORCEMENT LIASON PRGM / MHMRTC	12,743.40
M0012 AG - VINE (VICITIM IDENTIFICATION AND NOTIFICATION EVERYDAY)	39,797.16
M0014 ACCESS AND VISITATION GRANT	10,167.06
M0022 AUTO THEFT TASK FORCE - FY23	1,011,374.13
M0040 HOMELAND SECURITY GRANT PROGRAM - FY2022	94,226.00
M0044 TXDOT COURTESY PATROL PROGRAM	903,482.58
M0046 INTERNET CRIMES AGAINST CHILDREN - DA'S OFFICE	3,795.00
M0048 BILINGUAL VICTIMS ASSISTANCE COORDINATOR - INTERIM	3,809.09
M0061 TVC-VETERAN'S TREATMENT COURT - INTERIM	27,101.65
M0072 UNITED WAY-TARRANT COUNTY VETERANS COURT DIVERSION PROGRAM	6,746.25
M0089 TX HISTORICAL COMMISSION TC HISTORIC PRESERVATION AND ARCHIV	27,754.14
M0095 TCEQ-TEXAS VOLKSWAGON ENVIRONMENTAL MITIGATION PGRM PCT4	97,256.80
M0101 TCEQ-TEXAS VOLKSWAGON ENVIRONMENTAL MITIGATION PGRM PCT3	800.00
M0104 HAVA-2020 HELP AMERICA VOTE ACT - ELECTION SECURITY	9,340.21
M0108 CYBER SECURITY ENHANCEMENT PROGRAM FY23	7,195.84
M0109 NHTSA TOXCEL DUI OF DRUGS TOOL SUPPORT (ME)	9,799.35
M0212 CTIF - WAGLEY ROBERTSON (PCT3)	93.93
M0213 CTIF - EAST PEDEN (PCT4)	447,699.26
M0214 CTIF - NEWT PATTERSON (PCT2)	971.20
M0216 CTIF - HARMON (PCT3)	21,435.20
M0740 HOMELAND SECURITY GRANT PROGRAM - FY2020 CYBER SECURITY	20,504.10
P0011 STATE FINANCIAL ASSISTANCE FUND (BPS) FY23	594,332.86
P0014 TJPC-STATE AID - JUVENILE SUPPLEMENTAL PAY	184,583.79
P0016 TJJD-SPECIAL NEEDS DIVERSIONARY PROGRAM - FY23	52,836.87
P0026 REGIONAL DIVERSION ALTERNATIVES PROGRAM FY22 (REIMBURSEMENT)	2,965.35
P0027 TJPC-JJAEP	119,160.54
P0050 TJPC - TITLE IV E (REIMB THRU TDPRS)	106,571.12
R0011 SECTION 8 - FOSTER YOUTH TO INDEPENDENCE	58,882.74
R0012 SECTION 8 - FY 2022 MAINSTREAM VOUCHER PROGRAM	26,297.00
R0013 HUD-SECTION8 FUND BALANCE	2,363,894.84
R0017 HUD-VASH - VETERANS AFFAIRS SUPPORTIVE HOUSING VOUCHERS	968,634.75
R0025 FAMILY SELF SUFFICIENCY - CY23	145,060.88
R0032 SHELTER PLUS CARE FY23	24,123.83
R0110 SECTION 8 - EMERGENCY HOUSING VOUCHER (Preliminary Fees)	28,760.00
R0210 SECTION 8 - EMERGENCY HOUSING VOUCHER (Service Fees)	65,764.53
W0102 FEMA COVID 2020 9/15/2020 to 12/31/2020	130,034.39
W0103 FEMA UNTHSC VACCINE ILA	7,163,263.53
SUB-TOTAL GRANTS	26,916,245.02
 G1100 8TH ADMIN JUDICIAL REGION	 16,628.21
T3000 DA - JPS CONTRACT	19,307.56
T3100 TC EMERGENCY SERVICE DISTRICT #1	18,535.99
T7100 CONTRACT ELECTIONS	110,534.64
TOTAL	<u>\$ 27,081,251.42</u>

**TARRANT COUNTY, TEXAS**  
**NOTES TO COMBINED FINANCIAL STATEMENTS**  
**FOR THE SIX (6) MONTHS ENDED 3/31/2023**

**IV. DEFICIT FUND BALANCE:**

The following major governmental fund had a negative fund balance as of March 31, 2023:

Grant Funds	\$ (7,293,297.92)
-------------	-------------------

The deficit fund balance in the Grant Funds is due to COVID-19 expenditures anticipated to be eligible for FEMA reimbursement that were not awarded to the County as of March 31, 2023. The related revenue for these expenditures will be recognized at the time of the award.

**V. INVESTMENTS:**

All investment securities are purchased on the basis of "Delivery vs. Payment" and are held at JPMorgan Chase Bank – New York by the Safekeeping Department in a segregated account in the name of Tarrant County. "Delivery vs. Payment" means that the County's money is not released until the securities are delivered to the Safekeeping Department.

All securities held and transactions executed during the period conform to the requirements of the Government Code Section 2256, The Public Funds Investment Act, and the Tarrant County Investment Policy, as adopted by the Commissioners Court on November 22, 2022.

	Average Rate	
JPMorgan Chase Savings	4.77%	\$ 188,255,873
JPMorgan Chase Savings II	4.77%	33,278,356
JPMorgan Chase Checking	4.84%	265,379,401
Lone Star Investment Pool	4.64%	352,350,775
Texas CLASS Investment Pool	4.47%	13,751,531
TexStar Investment Pool	4.61%	278,418,526
TexPool Investment Pool	4.61%	267,831,961
TOTAL INVESTMENTS		<u>\$ 1,399,266,423</u>

The recorded position of the pools for Lone Star and TexPool are measured at amortized cost as these pools meet the requirements of GASB Statement No. 79. The recorded position of the pools for Texas CLASS and TexStar are measured at net asset value and are designed to approximate the share value.

**TARRANT COUNTY, TEXAS**  
**NOTES TO COMBINED FINANCIAL STATEMENTS**  
**FOR THE SIX (6) MONTHS ENDED 3/31/2023**

**VI. CAPITAL ASSETS:**

A summary of the Governmental Funds' capital assets follows:

	Balance October 1, 2022	Additions	Disposals/ Adjustments	Balance March 31, 2023
Land and land improvements	\$ 67,142,366.95	\$ 4,287,999.60	\$ -	\$ 71,430,366.55
Construction in progress	46,806,486.11	2,799,979.58	-	49,606,465.69
Software in development	29,206,600.71	1,863,496.95	-	31,070,097.66
Buildings and improvements	513,394,280.01	12,917,447.41	-	526,311,727.42
Right to use building	7,178,207.36	112,998.98	-	7,291,206.34
Furnishings and equipment	106,174,791.57	3,473,350.57	(7,431,904.93)	102,216,237.21
Software	62,665,863.19	169,464.72	-	62,835,327.91
Infrastructure	136,902,456.13	-	-	136,902,456.13
	<u>\$ 969,471,052.03</u>	<u>\$ 25,624,737.81</u>	<u>\$ (7,431,904.93)</u>	<u>\$ 987,663,884.91</u>

**VII. SCHEDULE OF OUTSTANDING BONDED DEBT:**


	AMOUNT	INTEREST RATES
2013 - Limited Tax Refunding & Improvement Bonds	\$ 5,235,000	5.00%
2015 - Limited Tax Refunding & Improvement Bonds	9,890,000	5.00%
2015A - Limited Tax Refunding & Improvement Bonds	31,040,000	1.97%
2016 - Limited Tax Refunding Bonds	40,095,000	1.48%
2017 - Limited Tax Refunding Bonds	28,740,000	2.13%
2022A - Limited Tax Refunding Bonds	28,675,000	3.10%
2022B - Limited Tax Refunding Bonds	45,780,000	3.13%
2022 - Limited Tax Bonds	214,905,000	5.00%
Total Outstanding Bonded Debt	<u>\$ 404,360,000</u>	

Arbitrage provisions of the Internal Revenue Tax Act of 1986 require the County to rebate excess arbitrage earnings from bond proceeds to the federal government. This amount was estimated to be \$0 as of September 30, 2022.

**VIII. CONTINGENCIES:**

The County is self-insured for workers' compensation, automobile bodily injury and property damage, comprehensive general liability and all self-insured retentions for existing policies. At March 31, 2023, \$16,431,450 has been accrued, based on an actuarial assessment, to provide for potential losses resulting from pending or threatened litigation, asserted claims and claims incurred but not reported.





**TARRANT COUNTY, TEXAS  
CAPITAL PROJECT FUNDS  
FUND DESCRIPTIONS**

**FUND 45100 - NON-DEBT CAPITAL FUND**

This fund was established to account for capital acquisitions funded from County auction proceeds, operating transfers from general fund, gas signing bonuses and gas royalties.

**FUND 45400 – CAPITAL REPLACEMENT FUND**

This fund was established to account for long-term planning replacement of capital assets.

**FUND 45500 – COURT FACILITY FUND**

This fund was established pursuant to State statutes, to account for the collection and expenditure of monies collected from filing fees for the construction, renovation, or improvement of facilities that house the courts.

**FUND 47600 – 2006 BOND ELECTION FUND**

This fund was established to account for the expenditure of the proceeds of General Obligation Bonds issued to fund capital acquisitions originally approved by the voters.

**FUND 47700 – 2006 BOND ELECTION-TRANSPORTATION FUND**

This fund was established to account for the expenditure of the proceeds of General Obligation Bonds issued to fund transportation projects originally approved by the voters.

**FUND 47800 – 2021 BOND ELECTION-TRANSPORTATION FUND**

This fund was established to account for the expenditure of the proceeds of General Obligation Bonds issued to fund transportation projects originally approved by the voters.

**TARRANT COUNTY, TEXAS**  
**COMBINING BALANCE SHEET**  
**CAPITAL PROJECTS FUNDS**  
**AS OF 3/31/2023**

<u>COMBINED TOTAL</u>		<u>NON-DEBT CAPITAL</u>	<u>CAPITAL REPLACEMENT FUND</u>	<u>COURT FACILITY FUND</u>
<b>ASSETS</b>				
\$405,896,534.19	CASH AND INVESTMENTS	\$103,952,716.30	\$44,192,072.51	\$957,059.41
381,576.89	ADVANCE TO ENTERPRISE FUND	381,576.89	0.00	0.00
0.00	PREPAID EXPENSES & INVENTORY	0.00	0.00	0.00
<u>\$406,278,111.08</u>	<b>TOTAL ASSETS</b>	<u>\$104,334,293.19</u>	<u>\$44,192,072.51</u>	<u>\$957,059.41</u>
<b>LIABILITIES AND FUND BALANCES</b>				
<b>LIABILITIES:</b>				
\$3,379,500.12	ACCOUNTS PAYABLE	\$1,295,056.29	\$39,940.65	\$0.00
6,082.22	OTHER LIABILITIES	6,082.22	0.00	0.00
3,385,582.34	<b>TOTAL LIABILITIES</b>	1,301,138.51	39,940.65	0.00
<b>FUND BALANCES:</b>				
<u>402,892,528.74</u>	<b>FUND BALANCES</b>	<u>103,033,154.68</u>	<u>44,152,131.86</u>	<u>957,059.41</u>
<u>\$406,278,111.08</u>	<b>TOTAL LIABILITIES AND FUND BALANCES</b>	<u>\$104,334,293.19</u>	<u>\$44,192,072.51</u>	<u>\$957,059.41</u>

<u>2006 BOND ELECTION</u>	<u>2006 BOND ELECTION TRANSPORTATION</u>	<u>2021 BOND ELECTION TRANSPORTATION</u>
\$3,961,822.60	\$21,917,680.28	\$230,915,183.09
0.00	0.00	0.00
0.00	0.00	0.00
<u>\$3,961,822.60</u>	<u>\$21,917,680.28</u>	<u>\$230,915,183.09</u>


\$1,952,021.30	\$92,481.88	\$0.00
0.00	0.00	0.00
1,952,021.30	92,481.88	0.00

<u>2,009,801.30</u>	<u>21,825,198.40</u>	<u>230,915,183.09</u>
<u>\$3,961,822.60</u>	<u>\$21,917,680.28</u>	<u>\$230,915,183.09</u>

**TARRANT COUNTY, TEXAS**  
**COMBINING STATEMENT OF REVENUES AND EXPENDITURES**  
**AND CHANGES IN FUND BALANCE**  
**CAPITAL PROJECTS FUNDS**  
**FOR THE SIX (6) MONTHS ENDED 3/31/2023**

<u>COMBINED TOTAL</u>		<u>NON-DEBT CAPITAL</u>	<u>CAPITAL REPLACEMENT FUND</u>	<u>COURT FACILITY FUND</u>
<b>REVENUES:</b>				
\$393,281.85	FEES OF OFFICE	\$0.00	\$0.00	\$393,281.85
7,849,921.68	INVESTMENT INCOME	2,049,832.06	616,568.88	15,255.09
<u>713,171.55</u>	MISCELLANEOUS	<u>713,171.55</u>	<u>0.00</u>	<u>0.00</u>
8,956,375.08	TOTAL REVENUES	2,763,003.61	616,568.88	408,536.94
<b>EXPENDITURES:</b>				
<u>14,679,024.54</u>	CAPITAL/CONSTRUCTION	<u>12,076,117.76</u>	<u>675,723.26</u>	<u>0.00</u>
<u>14,679,024.54</u>	TOTAL EXPENDITURES	<u>12,076,117.76</u>	<u>675,723.26</u>	<u>0.00</u>
(5,722,649.46)	EXCESS (DEFICIT) OF REVENUES OVER EXPENDITURES	(9,313,114.15)	(59,154.38)	408,536.94
<b>OTHER FINANCING SOURCES (USES):</b>				
<u>48,652,861.50</u>	OPERATING TRANSFERS IN	<u>19,232,245.50</u>	<u>29,420,616.00</u>	<u>0.00</u>
42,930,212.04	EXCESS (DEFICIT ) OF REVENUES AND OPERATING TRANSFERS OVER EXPENDITURES	9,919,131.35	29,361,461.62	408,536.94
<b>FUND BALANCE (DEFICIT):</b>				
<u>359,962,316.70</u>	BEGINNING OF PERIOD	<u>93,114,023.33</u>	<u>14,790,670.24</u>	<u>548,522.47</u>
<u><u>\$402,892,528.74</u></u>	END OF PERIOD	<u><u>\$103,033,154.68</u></u>	<u><u>\$44,152,131.86</u></u>	<u><u>\$957,059.41</u></u>

<u>2006</u> <u>BOND</u> <u>ELECTION</u>	<u>2006</u> <u>BOND ELECTION</u> <u>TRANSPORTATION</u>	<u>2021</u> <u>BOND ELECTION</u> <u>TRANSPORTATION</u>
\$0.00	\$0.00	\$0.00
78,096.32	464,711.40	4,625,457.93
<u>0.00</u>	<u>0.00</u>	<u>0.00</u>
78,096.32	464,711.40	4,625,457.93
44,596.69	1,882,586.83	0.00
<u>44,596.69</u>	<u>1,882,586.83</u>	<u>0.00</u>
33,499.63	(1,417,875.43)	4,625,457.93
<u>0.00</u>	<u>0.00</u>	<u>0.00</u>
33,499.63	(1,417,875.43)	4,625,457.93
<u>1,976,301.67</u>	<u>23,243,073.83</u>	<u>226,289,725.16</u>
<u>\$2,009,801.30</u>	<u>\$21,825,198.40</u>	<u>\$230,915,183.09</u>



**TARRANT COUNTY, TEXAS  
OTHER GOVERNMENTAL FUNDS  
FUND DESCRIPTION**

**FUND 24100 - LAW LIBRARY FUND**

This fund was established, pursuant to State statutes, to account for the collection and expenditure of monies collected in civil cases supporting the Tarrant County Law Library.

**FUND 25100 - VEHICLE INVENTORY TAX FUND**

This fund was established, pursuant to State statutes, to account for any interest earnings generated from the vehicle inventory tax, which the collector shall retain to defray the cost of collecting this tax. The Tax Assessor has discretion over the use of this fund.

**RECORDS PRESERVATION AND TECHNOLOGY FUNDS**

These funds were established, pursuant to State statutes, to account for the collection and expenditure of monies collected for the preservation and automation of County records. These funds are further described on page 29.

**FUND 24200 - EDUCATION FUND**

This fund was established, pursuant to State statutes, to account for the collection and expenditure of monies collected to provide for the continuing education of those officials and employees associated with the probate courts and certain law enforcement offices.

**FUND T0400 - PUBLIC HEALTH FUND**

The Tarrant County Hospital District provides funding for the operation of the Tarrant County Health Department in an effort to aggregate the cost of health service to Tarrant County residents. This funding arrangement began in 1999. These costs were previously paid from the County's General fund. This fund also includes the Medicaid 1115 Waiver, this waiver is to enhance access to health care, increase the quality of care, improve the cost-effectiveness of care provided and better serve the health of the patients and their families.

**FUND 22300 - CONSUMER HEALTH FUND**

This fund was established, pursuant to State statutes, to account for the collection of food permit fees and expenditures incurred in connection with issuing permits and conducting inspections.

**COURT DESIGNATED FUNDS**

These funds were established to account for the collection and expenditures of court ordered fees, pursuant to State statutes. These funds are further described on page 35.

**FUNDS (D6200, D8700-D8900) - DISTRICT ATTORNEY CONTRACTS**

These funds are used to account for monies collected by the District Attorney which are used in the investigation of criminal activities. These monies consist primarily of fees for bad checks and forfeited monies resulting from narcotics related convictions.

**FUNDS (S4300-S9700) – SHERIFF CONTRACTS**

These funds are used to account for monies collected by activities in the Sheriff Department. These activities include fees from operation of the jail commissary which are used for the benefit of the jail inmates. Some of these funds are the custody of the Sheriff. Monies are also collected from forfeitures resulting from narcotics related activities.

**FUNDS (G1100,T0500-T9900) – MISCELLANEOUS CONTRACTS**

These funds are used to account for monies received by Tarrant County as contributions for specified purposes.



**TARRANT COUNTY, TEXAS**  
**COMBINING BALANCE SHEET**  
**OTHER GOVERNMENTAL FUNDS**  
**AS OF 3/31/2023**


<u>COMBINED TOTAL</u>		<u>LAW LIBRARY</u>	<u>VEHICLE INVENTORY TAX</u>	<u>RECORDS PRESERVATION &amp; TECHNOLOGY FUNDS</u>	<u>EDUCATION</u>
<b>ASSETS</b>					
\$121,598,041.34	CASH AND INVESTMENTS	\$1,554,795.82	\$2,725,386.04	\$27,246,403.65	\$304,545.72
1,981,251.46	OTHER RECEIVABLES	0.00	0.00	0.00	0.00
563,473.04	PREPAID EXPENSES AND INVENTORY	208.90	0.00	6,498.51	0.00
<u>\$124,142,765.84</u>	<b>TOTAL ASSETS</b>	<u>\$1,555,004.72</u>	<u>\$2,725,386.04</u>	<u>\$27,252,902.16</u>	<u>\$304,545.72</u>
<b>LIABILITIES AND FUND BALANCES</b>					
<b>LIABILITIES:</b>					
\$340,347.87	ACCOUNTS PAYABLE	\$7,288.07	\$4,103.00	\$3,536.26	\$8,352.23
935,686.69	OTHER LIABILITIES	18,783.74	2,423.60	74,905.96	0.00
165,006.40	DUE TO OTHER FUNDS	0.00	0.00	0.00	0.00
549,713.04	UNEARNED REVENUE	0.00	0.00	0.00	0.00
<u>1,990,754.00</u>	<b>TOTAL LIABILITIES</b>	<u>26,071.81</u>	<u>6,526.60</u>	<u>78,442.22</u>	<u>8,352.23</u>
<b>DEFERRED INFLOWS OF RESOURCES</b>					
<u>0.00</u>	UNAVAILABLE REVENUE - OTHER	<u>0.00</u>	<u>0.00</u>	<u>0.00</u>	<u>0.00</u>
0.00	<b>TOTAL DEFERRED INFLOWS OF RESOURCES</b>	0.00	0.00	0.00	0.00
<b>FUND BALANCES:</b>					
<u>122,152,011.84</u>	<b>FUND BALANCES</b>	<u>1,528,932.91</u>	<u>2,718,859.44</u>	<u>27,174,459.94</u>	<u>296,193.49</u>
<u>\$124,142,765.84</u>	<b>TOTAL LIABILITIES AND FUND BALANCES</b>	<u>\$1,555,004.72</u>	<u>\$2,725,386.04</u>	<u>\$27,252,902.16</u>	<u>\$304,545.72</u>

<u>PUBLIC HEALTH</u>	<u>CONSUMER HEALTH</u>	<u>COURT DESIGNATED FUNDS</u>	<u>DISTRICT ATTORNEY CONTRACTS</u>	<u>SHERIFF CONTRACTS</u>	<u>MISCELLANEOUS CONTRACTS</u>
\$54,632,815.07	\$331,890.36	\$3,884,167.12	\$1,793,788.42	\$5,509,117.10	\$23,615,132.04
514,476.80	0.00	0.00	0.00	625.02	1,466,149.64
25,335.59	0.00	0.00	0.00	278,333.80	253,096.24
<u>\$55,172,627.46</u>	<u>\$331,890.36</u>	<u>\$3,884,167.12</u>	<u>\$1,793,788.42</u>	<u>\$5,788,075.92</u>	<u>\$25,334,377.92</u>
\$105,265.57	\$693.36	\$3,862.49	\$27,257.38	\$119,219.50	\$60,770.01
492,613.04	29,377.99	25,727.38	0.00	66,286.57	225,568.41
0.00	0.00	0.00	0.00	0.00	165,006.40
0.00	0.00	0.00	0.00	0.00	549,713.04
597,878.61	30,071.35	29,589.87	27,257.38	185,506.07	1,001,057.86
0.00	0.00	0.00	0.00	0.00	0.00
0.00	0.00	0.00	0.00	0.00	0.00
<u>54,574,748.85</u>	<u>301,819.01</u>	<u>3,854,577.25</u>	<u>1,766,531.04</u>	<u>5,602,569.85</u>	<u>24,333,320.06</u>
<u>\$55,172,627.46</u>	<u>\$331,890.36</u>	<u>\$3,884,167.12</u>	<u>\$1,793,788.42</u>	<u>\$5,788,075.92</u>	<u>\$25,334,377.92</u>

**TARRANT COUNTY, TEXAS**  
**COMBINING STATEMENT OF REVENUES AND EXPENDITURES**  
**AND CHANGES IN FUND BALANCE**  
**OTHER GOVERNMENTAL FUNDS**  
**FOR THE SIX (6) MONTHS ENDED 3/31/2023**

<b>COMBINED TOTAL</b>		<b>LAW LIBRARY</b>	<b>VEHICLE INVENTORY TAX</b>	<b>RECORDS PRESERVATION &amp; TECHNOLOGY FUNDS</b>	<b>EDUCATION</b>
<b>REVENUES:</b>					
\$103,887.82	TAXES & LICENSES	\$0.00	\$101,387.82	\$0.00	\$0.00
10,496,729.81	FEES OF OFFICE	721,206.82	292,921.82	2,381,950.27	14,050.08
19,553,949.40	INTERGOVERNMENTAL	0.00	0.00	0.00	71,462.64
2,211,553.68	INVESTMENT INCOME	29,000.63	44,839.98	543,332.74	0.00
2,902,782.30	MISCELLANEOUS	21,540.70	0.00	289.49	0.00
35,268,903.01	TOTAL REVENUES	771,748.15	439,149.62	2,925,572.50	85,512.72
<b>EXPENDITURES:</b>					
<b>CURRENT:</b>					
2,201,368.05	GENERAL GOVERNMENT	0.00	35,603.04	1,840,522.36	0.00
4,736,493.57	PUBLIC SAFETY	0.00	0.00	0.00	71,560.94
1,473,317.40	JUDICIAL	104,736.75	0.00	352,023.33	14,083.95
19,602,716.68	COMMUNITY SERVICES	427,022.31	0.00	0.00	0.00
329,285.43	CAPITAL/CONSTRUCTION	9,177.58	4,103.00	28,478.64	0.00
118,565.78	DEBT SERVICE	0.00	0.00	23,749.98	0.00
28,461,746.91	TOTAL EXPENDITURES	540,936.64	39,706.04	2,244,774.31	85,644.89
6,807,156.10	EXCESS (DEFICIT) OF REVENUES OVER EXPENDITURES	230,811.51	399,443.58	680,798.19	(132.17)
<b>OTHER FINANCING SOURCES (USES):</b>					
1,908,999.32	OPERATING TRANSFERS IN	0.00	0.00	0.00	0.00
(575,648.15)	OPERATING TRANSFERS OUT	0.00	0.00	0.00	0.00
81,359.28	LEASES (AS LESSEE)	0.00	0.00	0.00	0.00
8,221,866.55	EXCESS (DEFICIT) OF REVENUES AND OPERATING TRANSFERS OVER EXPENDITURES	230,811.51	399,443.58	680,798.19	(132.17)
<b>FUND BALANCES:</b>					
113,930,145.29	BEGINNING OF PERIOD	1,298,121.40	2,319,415.86	26,493,661.75	296,325.66
\$122,152,011.84	END OF PERIOD	\$1,528,932.91	\$2,718,859.44	\$27,174,459.94	\$296,193.49

<u>PUBLIC HEALTH</u>	<u>CONSUMER HEALTH</u>	<u>COURT DESIGNATED FUNDS</u>	<u>DISTRICT ATTORNEY CONTRACTS</u>	<u>SHERIFF CONTRACTS</u>	<u>MISCELLANEOUS CONTRACTS</u>
\$0.00	\$0.00	\$0.00	\$0.00	\$0.00	\$2,500.00
627,556.04	429,964.70	1,478,483.46	480.00	0.00	4,550,116.62
14,881,759.49	0.00	41,090.33	0.00	0.00	4,559,636.94
972,289.00	7,401.39	71,973.21	33,126.95	108,304.15	401,285.63
400.91	0.00	0.00	392,297.48	1,613,212.63	875,041.09
16,482,005.44	437,366.09	1,591,547.00	425,904.43	1,721,516.78	10,388,580.28
53,271.53	0.00	203,575.76	0.00	0.00	68,395.36
0.00	0.00	0.00	0.00	2,101,221.97	2,563,710.66
0.00	0.00	252,970.83	307,672.07	0.00	441,830.47
11,836,310.85	501,051.54	82,500.00	0.00	0.00	6,755,831.98
83,285.28	0.00	5,885.00	29,764.05	61,819.23	106,772.65
58,995.63	0.00	0.00	0.00	35,820.17	0.00
12,031,863.29	501,051.54	544,931.59	337,436.12	2,198,861.37	9,936,541.12
4,450,142.15	(63,685.45)	1,046,615.41	88,468.31	(477,344.59)	452,039.16
0.00	0.00	0.00	0.00	0.00	1,908,999.32
0.00	0.00	(575,648.15)	0.00	0.00	0.00
81,359.28	0.00	0.00	0.00	0.00	0.00
4,531,501.43	(63,685.45)	470,967.26	88,468.31	(477,344.59)	2,361,038.48
50,043,247.42	365,504.46	3,383,609.99	1,678,062.73	6,079,914.44	21,972,281.58
<u>\$54,574,748.85</u>	<u>\$301,819.01</u>	<u>\$3,854,577.25</u>	<u>\$1,766,531.04</u>	<u>\$5,602,569.85</u>	<u>\$24,333,320.06</u>



**TARRANT COUNTY, TEXAS  
RECORDS PRESERVATION FUNDS  
FUND DESCRIPTION**

**FUND 21100 - RECORDS PRESERVATION & AUTOMATION FUND - FILINGS**

This fund was established, pursuant to State statutes, to account for the collection and expenditure of monies collected from filing fees to allow for the preservation and automation of County records. The County Clerk has discretion over the use of this fund.

**FUND 21200 - RECORDS PRESERVATION & AUTOMATION FUND - CONVICTIONS**

This fund was established, pursuant to State statutes, to account for the collection and expenditure of monies collected in court for the preservation and automation of County records.

**FUND 21300 - RECORDS PRESERVATION & RESTORATION FUND**

This fund was established, pursuant to State statutes, to account for the collection and expenditure of monies collected from filing fees for the preservation and restoration of County records.

**FUND 21400 - COURT RECORD PRESERVATION FUND**

This fund was established, pursuant to State statutes, to account for the collection and expenditure of monies collected from filing fees for the preservation and restoration of County records.

**FUND 21500 – DISTRICT COURT RECORDS TECHNOLOGY (ARCHIVE) FUND**

This fund was established, pursuant to State statutes, to account for the collection and expenditure of monies collected from filing fees for the preservation and restoration of district court records archives.

**FUND 21600 – DISTRICT CLERK RECORDS MANAGEMENT AND PRESERVATION FUND**

This fund was established, pursuant to State statutes, to account for the collection and expenditure of monies collected from filing fees for the records management and preservation services by the court clerk.

**TARRANT COUNTY, TEXAS**  
**COMBINING BALANCE SHEET**  
**RECORD PRESERVATION**  
**AS OF 3/31/2023**

<u>COMBINED TOTAL</u>		<u>RECORDS PRESERVATION &amp; AUTOMATION -FILINGS</u>	<u>RECORDS PRESERVATION &amp; AUTOMATION -CONVICTIONS</u>	<u>RECORDS PRESERVATION &amp; RESTORATION</u>
<b>ASSETS</b>				
\$27,246,403.65	CASH AND INVESTMENTS	\$11,189,152.42	\$58,886.06	\$13,880,555.15
<u>6,498.51</u>	PREPAID EXPENSES AND INVENTORY	<u>0.00</u>	<u>0.00</u>	<u>6,498.51</u>
<u>\$27,252,902.16</u>	TOTAL ASSETS	<u>\$11,189,152.42</u>	<u>\$58,886.06</u>	<u>\$13,887,053.66</u>
<b>LIABILITIES AND FUND BALANCES</b>				
<b>LIABILITIES:</b>				
\$3,536.26	ACCOUNTS PAYABLE	\$1,914.30	\$1,621.96	\$0.00
74,905.96	OTHER LIABILITIES	39,526.94	0.00	13,067.46
<u>0.00</u>	DUE TO OTHER FUNDS	<u>0.00</u>	<u>0.00</u>	<u>0.00</u>
78,442.22	TOTAL LIABILITIES	41,441.24	1,621.96	13,067.46
<b>FUND BALANCES:</b>				
<u>27,174,459.94</u>	FUND BALANCES	<u>11,147,711.18</u>	<u>57,264.10</u>	<u>13,873,986.20</u>
<u>\$27,252,902.16</u>	TOTAL LIABILITIES AND FUND BALANCES	<u>\$11,189,152.42</u>	<u>\$58,886.06</u>	<u>\$13,887,053.66</u>


<u>COURT RECORD PRESERVATION</u>	<u>DISTRICT COURT RECORDS TECHNOLOGY (ARCHIVE)</u>	<u>DISTRICT CLERK RECORDS MANAGEMENT &amp; PRESERVATION</u>
\$908,383.23	\$108,823.74	\$1,100,603.05
0.00	0.00	0.00
<u>\$908,383.23</u>	<u>\$108,823.74</u>	<u>\$1,100,603.05</u>
\$0.00	\$0.00	\$0.00
11,755.77	0.00	10,555.79
0.00	0.00	0.00
11,755.77	0.00	10,555.79
<u>896,627.46</u>	<u>108,823.74</u>	<u>1,090,047.26</u>
<u>\$908,383.23</u>	<u>\$108,823.74</u>	<u>\$1,100,603.05</u>



**TARRANT COUNTY, TEXAS**  
**COMBINING STATEMENT OF REVENUES AND EXPENDITURES**  
**AND CHANGES IN FUND BALANCE**  
**RECORDS PRESERVATION**  
**FOR THE SIX (6) MONTHS ENDED 3/31/2023**

<b>COMBINED TOTAL</b>		<b>RECORDS PRESERVATION &amp; AUTOMATION -FILINGS</b>	<b>RECORDS PRESERVATION &amp; AUTOMATION -CONVICTIONS</b>	<b>RECORDS PRESERVATION RESTORATION</b>
	<b>REVENUES:</b>			
\$2,381,950.27	FEES OF OFFICE	\$1,147,788.11	\$13,982.74	\$742,505.00
543,332.74	INVESTMENT INCOME	219,127.72	833.04	282,280.12
289.49	MISCELLANEOUS	244.97	6.50	38.02
<u>2,925,572.50</u>	<b>TOTAL REVENUES</b>	<u>1,367,160.80</u>	<u>14,822.28</u>	<u>1,024,823.14</u>
	<b>EXPENDITURES:</b>			
	<b>CURRENT:</b>			
1,840,522.36	GENERAL GOVERNMENT	765,730.44	0.00	1,074,791.92
352,023.33	JUDICIAL	294.00	0.00	0.00
28,478.64	CAPITAL/CONSTRUCTION	28,478.64	0.00	0.00
23,749.98	DEBT SERVICE	0.00	0.00	23,749.98
<u>2,244,774.31</u>	<b>TOTAL EXPENDITURES</b>	<u>794,503.08</u>	<u>0.00</u>	<u>1,098,541.90</u>
680,798.19	<b>EXCESS (DEFICIT) OF REVENUES OVER EXPENDITURES</b>	572,657.72	14,822.28	(73,718.76)
	<b>FUND BALANCES:</b>			
<u>26,493,661.75</u>	<b>BEGINNING OF PERIOD</b>	<u>10,575,053.46</u>	<u>42,441.82</u>	<u>13,947,704.96</u>
<u>\$27,174,459.94</u>	<b>END OF PERIOD</b>	<u>\$11,147,711.18</u>	<u>\$57,264.10</u>	<u>\$13,873,986.20</u>

<u>COURT RECORD PRESERVATION</u>	<u>DISTRICT COURT RECORDS TECHNOLOGY (ARCHIVE)</u>	<u>DISTRICT CLERK RECORDS MANAGEMENT &amp; PRESERVATION</u>
\$11,872.50	\$12,059.87	\$453,742.05
19,816.14	2,087.23	19,188.49
0.00	0.00	0.00
31,688.64	14,147.10	472,930.54
0.00	0.00	0.00
185,749.46	0.00	165,979.87
0.00	0.00	0.00
0.00	0.00	0.00
185,749.46	0.00	165,979.87
(154,060.82)	14,147.10	306,950.67
1,050,688.28	94,676.64	783,096.59
<u>\$896,627.46</u>	<u>\$108,823.74</u>	<u>\$1,090,047.26</u>



**TARRANT COUNTY, TEXAS  
COURT DESIGNATED FUNDS  
FUND DESCRIPTION**

**FUND 22100 - COURTHOUSE SECURITY FUND**

This fund was established, pursuant to State statutes, to account for the collection of Courthouse security fees assessed in court cases. Revenue is subsequently transferred to the general fund where expenditures for Courthouse security are recorded.

**FUND 22400 – JUVENILE DELINQUENCY PREVENTION FUND**

This fund was established, pursuant to State statutes, to account for the collection of a fee related to graffiti court cases. The revenues in this fund are to be used to repair damages, provide educational and intervention programs, and provide rewards to the public for aiding in the apprehension and prosecution of offenders who commit graffiti offenses.

**FUND 22500 - ALTERNATIVE DISPUTE RESOLUTION SYSTEM (ADRS)**

This fund was established, pursuant to State statutes, to account for an alternative dispute resolution system for the peaceable and expeditious resolution of citizen disputes.

**FUND 22600 – PROBATE CONTRIBUTIONS FUND**

This fund was established, pursuant to State statutes, to account for the collection of a fee under Section 51.704. The revenues in this fund are to be used for court-related purposes for the support of the statutory probate courts.

**FUND 24300 - APPELLATE JUDICIAL SYSTEM FUND**

This fund was established, pursuant to State statutes, to account for the collection and expenditure of monies collected in civil cases to provide for a portion of the operational costs of the Court of Appeals.

**FUND 22700 – JUSTICE COURT TECHNOLOGY FUND**

This fund was established, pursuant to State statutes, to account for the collection and expenditure of monies to provide for technology in the justice of the peace courts.

**FUND 22800 – JUSTICE COURT BUILDING SECURITY FUND**

This fund was established, pursuant to State statutes, to account for the collection and expenditure of monies to provide for security in the justice court buildings.

**FUND 22900 – CHILD ABUSE PREVENTION FUND**

This fund was established, pursuant to State statutes, to account for the collection and expenditure of monies to provide for child abuse prevention programs.

**FUND 23000 – FAMILY PROTECTION FUND**

This fund was established, pursuant to State statutes, to account for the collection and expenditure of monies to provide for family protection services.

**FUND 23100 – GUARDIANSHIP FUND**

This fund was established, pursuant to State statutes, to account for the collection and expenditure of monies to provide compensation of a guardian ad litem, an attorney ad litem, and/or fund local guardianship programs for indigent incapacitated persons.

**FUND 23200 – DRUG AND ALCOHOL COURT FUND**

This fund was established, pursuant to State statutes, to account for the collection and expenditure of monies to provide for drug and alcohol court program.

**FUND 23300 – COUNTY AND DISTRICT COURT TECHNOLOGY FUND**

This fund was established, pursuant to State statutes, to account for the collection and expenditure of monies to provide for county and district court technology.

**TARRANT COUNTY, TEXAS  
COURT DESIGNATED FUNDS  
FUND DESCRIPTION**

**FUND 23400 – SPECIALTY COURT FUND**

This fund was established, pursuant to State statutes, to account for the collection and expenditure of monies to provide for eligible specialty court programs.

**FUND 23500 – TRUANCY PREVENTION AND DIVERSION FUND**

This fund was established, pursuant to State statutes, to account for the collection and expenditure of monies to provide for a juvenile case manager and implement programs to prevent or reduce juvenile referrals to the court.

**FUND 23600 – LANGUAGE ACCESS FUND**

This fund was established, pursuant to State statutes, to account for the collection and expenditure of monies to provide language access services for individuals appearing before the court or receiving court services.



**TARRANT COUNTY, TEXAS  
COMBINING BALANCE SHEET  
COURT DESIGNATED FUNDS  
AS OF 3/31/2023**

<u>COMBINED TOTAL</u>		<u>COURTHOUSE SECURITY</u>	<u>JUVENILE DELINQUENCY PREVENTION</u>	<u>ADRS</u>	<u>PROBATE CONTRIBUTION FUND</u>	<u>APPELLATE JUDICIAL SYSTEM</u>	<u>JUSTICE COURT TECHNOLOGY FUND</u>
<b>ASSETS</b>							
\$3,884,167.12	CASH AND INVESTMENTS	\$0.00	\$2,942.14	\$1,894,547.65	\$816,260.44	\$37,838.37	\$217,894.67
0.00	OTHER RECEIVABLES	0.00	0.00	0.00	0.00	0.00	0.00
<u>\$3,884,167.12</u>	<b>TOTAL ASSETS</b>	<u>\$0.00</u>	<u>\$2,942.14</u>	<u>\$1,894,547.65</u>	<u>\$816,260.44</u>	<u>\$37,838.37</u>	<u>\$217,894.67</u>
<b>LIABILITIES AND FUND BALANCES</b>							
<b>LIABILITIES:</b>							
\$3,862.49	ACCOUNTS PAYABLE	\$0.00	\$0.00	\$112.49	\$0.00	\$0.00	\$0.00
25,727.38	OTHER LIABILITIES	0.00	0.00	13,324.59	3,997.65	3,070.64	0.00
29,589.87	<b>TOTAL LIABILITIES</b>	0.00	0.00	13,437.08	3,997.65	3,070.64	0.00
<b>FUND BALANCES:</b>							
3,854,577.25	<b>FUND BALANCES</b>	0.00	2,942.14	1,881,110.57	812,262.79	34,767.73	217,894.67
<u>\$3,884,167.12</u>	<b>TOTAL LIABILITIES AND FUND BALANCES</b>	<u>\$0.00</u>	<u>\$2,942.14</u>	<u>\$1,894,547.65</u>	<u>\$816,260.44</u>	<u>\$37,838.37</u>	<u>\$217,894.67</u>

JUSTICE COURT BLDG SECURITY FUND	CHILD ABUSE PREVENTION FUND	FAMILY PROTECTION FUND	GUARDIANSHIP FUND	DRUG & ALCOHOL COURT	COUNTY AND DISTRICT COURT TECHNOLOGY FUND	SPECIALTY COURT FUND	TRUANCY PREVENTION & DIVERSION FUND	LANGUAGE ACCESS FUND
\$0.00	\$29,209.80	\$90.78	\$186,096.77	\$146,331.37	\$219,055.88	\$82,924.51	\$96,874.05	\$154,100.69
0.00	0.00	0.00	0.00	0.00	0.00	0.00	0.00	0.00
<u>\$0.00</u>	<u>\$29,209.80</u>	<u>\$90.78</u>	<u>\$186,096.77</u>	<u>\$146,331.37</u>	<u>\$219,055.88</u>	<u>\$82,924.51</u>	<u>\$96,874.05</u>	<u>\$154,100.69</u>
\$0.00	\$0.00	\$0.00	\$0.00	\$0.00	\$0.00	\$0.00	\$3,750.00	\$0.00
0.00	0.00	0.00	0.00	0.00	0.00	5,334.50	0.00	0.00
0.00	0.00	0.00	0.00	0.00	0.00	5,334.50	3,750.00	0.00
0.00	29,209.80	90.78	186,096.77	146,331.37	219,055.88	77,590.01	93,124.05	154,100.69
<u>\$0.00</u>	<u>\$29,209.80</u>	<u>\$90.78</u>	<u>\$186,096.77</u>	<u>\$146,331.37</u>	<u>\$219,055.88</u>	<u>\$82,924.51</u>	<u>\$96,874.05</u>	<u>\$154,100.69</u>



**TARRANT COUNTY, TEXAS**  
**COMBINING STATEMENT OF REVENUES AND EXPENDITURES**  
**AND CHANGES IN FUND BALANCE**  
**COURT DESIGNATED FUNDS**  
**FOR THE SIX (6) MONTHS ENDED 3/31/2023**

<u>COMBINED TOTAL</u>		<u>COURTHOUSE SECURITY</u>	<u>JUVENILE DELINQUENCY PREVENTION</u>	<u>ADRS</u>	<u>PROBATE CONTRIBUTION FUND</u>	<u>APPELLATE JUDICIAL SYSTEM</u>	<u>JUSTICE COURT TECHNOLOGY FUND</u>
<b>REVENUES:</b>							
\$1,478,483.46	FEES OF OFFICE	\$571,482.31	\$0.00	\$464,749.31	\$0.00	\$98,570.65	\$13,789.33
41,090.33	INTERGOVERNMENTAL	0.00	0.00	0.00	41,090.33	0.00	0.00
71,973.21	INVESTMENT INCOME	0.00	58.93	35,383.11	16,218.48	692.86	4,242.03
0.00	MISCELLANEOUS	0.00	0.00	0.00	0.00	0.00	0.00
1,591,547.00	TOTAL REVENUES	571,482.31	58.93	500,132.42	57,308.81	99,263.51	18,031.36
<b>EXPENDITURES:</b>							
<b>CURRENT:</b>							
203,575.76	GENERAL GOVERNMENT	0.00	0.00	203,575.76	0.00	0.00	0.00
252,970.83	JUDICIAL	0.00	0.00	0.00	56,463.52	86,998.94	0.00
82,500.00	COMMUNITY SERVICES	0.00	0.00	0.00	0.00	0.00	0.00
5,885.00	CAPITAL/CONSTRUCTION	0.00	0.00	0.00	0.00	0.00	0.00
544,931.59	TOTAL EXPENDITURES	0.00	0.00	203,575.76	56,463.52	86,998.94	0.00
1,046,615.41	EXCESS (DEFICIT) OF REVENUES OVER EXPENDITURES	571,482.31	58.93	296,556.66	845.29	12,264.57	18,031.36
<b>OTHER FINANCING SOURCES (USES):</b>							
(575,648.15)	OPERATING TRANSFERS OUT	(571,482.31)	0.00	0.00	0.00	0.00	0.00
470,967.26	EXCESS (DEFICIT) OF REVENUES AND OPERATING TRANSFERS OVER EXPENDITURES	0.00	58.93	296,556.66	845.29	12,264.57	18,031.36
<b>FUND BALANCES:</b>							
3,383,609.99	BEGINNING OF PERIOD	0.00	2,883.21	1,584,553.91	811,417.50	22,503.16	199,863.31
<u>\$3,854,577.25</u>	END OF PERIOD	<u>\$0.00</u>	<u>\$2,942.14</u>	<u>\$1,881,110.57</u>	<u>\$812,262.79</u>	<u>\$34,767.73</u>	<u>\$217,894.67</u>

JUSTICE COURT BLDG SECURITY FUND	CHILD ABUSE PREVENTION FUND	FAMILY PROTECTION FUND	GUARDIANSHIP FUND	DRUG & ALCOHOL COURT	COUNTY AND DISTRICT COURT TECHNOLOGY FUND	SPECIALTY COURT FUND	TRUANCY PREVENTION & DIVERSION FUND	LANGUAGE ACCESS FUND
\$4,165.84	\$5,196.96	\$90.00	\$59,619.06	\$4,394.50	\$14,808.60	\$71,526.18	\$15,990.03	\$154,100.69
0.00	0.00	0.00	0.00	0.00	0.00	0.00	0.00	0.00
0.00	1,131.50	0.78	3,128.25	2,986.84	4,299.84	2,023.96	1,806.63	0.00
0.00	0.00	0.00	0.00	0.00	0.00	0.00	0.00	0.00
4,165.84	6,328.46	90.78	62,747.31	7,381.34	19,108.44	73,550.14	17,796.66	154,100.69
0.00	0.00	0.00	0.00	0.00	0.00	0.00	0.00	0.00
0.00	0.00	0.00	0.00	0.00	0.00	104,508.37	5,000.00	0.00
0.00	82,500.00	0.00	0.00	0.00	0.00	0.00	0.00	0.00
0.00	0.00	0.00	0.00	0.00	5,885.00	0.00	0.00	0.00
0.00	82,500.00	0.00	0.00	0.00	5,885.00	104,508.37	5,000.00	0.00
4,165.84	(76,171.54)	90.78	62,747.31	7,381.34	13,223.44	(30,958.23)	12,796.66	154,100.69
(4,165.84)	0.00	0.00	0.00	0.00	0.00	0.00	0.00	0.00
0.00	(76,171.54)	90.78	62,747.31	7,381.34	13,223.44	(30,958.23)	12,796.66	154,100.69
0.00	105,381.34	0.00	123,349.46	138,950.03	205,832.44	108,548.24	80,327.39	0.00
\$0.00	\$29,209.80	\$90.78	\$186,096.77	\$146,331.37	\$219,055.88	\$77,590.01	\$93,124.05	\$154,100.69



**TARRANT COUNTY, TEXAS  
ENTERPRISE FUNDS  
FUND DESCRIPTIONS**

**FUND 51100 – RESOURCE CONNECTION**

This fund was established to account for activities of the Resource Connection.

**FUND 51200 – OIL & GAS ROYALTY FUND**

This fund was established to account for proceeds from the lease of County mineral rights on the Resource Connection campus.

**TARRANT COUNTY, TEXAS**  
**STATEMENT OF NET POSITION**  
**ENTERPRISE FUNDS**  
**AS OF 3/31/2023**

<u>COMBINED TOTAL</u>		<u>RESOURCE CONNECTION</u>	<u>OIL &amp; GAS ROYALTY</u>
<b>ASSETS</b>			
\$4,797,321.01	CASH AND INVESTMENTS	\$2,977,934.33	\$1,819,386.68
3,352,563.21	OTHER RECEIVABLES (NET)	3,352,563.21	0.00
7,075.00	PREPAID EXPENSES & INVENTORY	7,075.00	0.00
<u>3,521,683.88</u>	FIXED ASSETS (NET)	<u>3,052,630.22</u>	<u>469,053.66</u>
<u>11,678,643.10</u>	TOTAL ASSETS	<u>9,390,202.76</u>	<u>2,288,440.34</u>
<b>DEFERRED OUTFLOWS OF RESOURCES</b>			
110,089.00	PENSION CONTRIBUTIONS AFTER MEASUREMENT DATE	110,089.00	0.00
5,462.00	DIFFERENCE IN EXPECTED & ACTUAL PENSION EXPERIENCE	5,462.00	0.00
175,908.00	CHANGES IN PENSION ASSUMPTIONS	175,908.00	0.00
1,280.00	DIFFERENCE IN EXPECTED & ACTUAL OPEB EXPERIENCE	1,280.00	0.00
83,322.00	CHANGES IN OPEB ASSUMPTIONS	83,322.00	0.00
<u>25,625.00</u>	OPEB CONTRIBUTIONS AFTER MEASUREMENT DATE	<u>25,625.00</u>	<u>0.00</u>
<u>401,686.00</u>	TOTAL DEFERRED OUTFLOWS OF RESOURCES	<u>401,686.00</u>	<u>0.00</u>
<b>LIABILITIES</b>			
75,921.51	ACCOUNTS PAYABLE	75,921.51	0.00
41,087.52	OTHER LIABILITIES	41,087.52	0.00
381,576.89	ADVANCE FROM CAPITAL PROJECTS FUND	381,576.89	0.00
24,910.33	UNEARNED REVENUE	24,910.33	0.00
69,472.00	NET PENSION LIABILITY	69,472.00	0.00
692,349.00	OTHER POST EMPLOYMENT BENEFIT LIABILITY	692,349.00	0.00
<u>117,329.13</u>	COMPENSATED ABSENCES	<u>117,329.13</u>	<u>0.00</u>
<u>1,402,646.38</u>	TOTAL LIABILITIES	<u>1,402,646.38</u>	<u>0.00</u>
<b>DEFERRED INFLOWS OF RESOURCES</b>			
14,257.00	DIFFERENCE IN EXPECTED & ACTUAL PENSION EXPERIENCE	14,257.00	0.00
583,380.00	DIFFERENCE IN PROJECTED & ACTUAL PENSION EARNINGS	583,380.00	0.00
14,112.00	CHANGES IN PENSION ASSUMPTIONS	14,112.00	0.00
96,257.00	DIFFERENCE IN EXPECTED & ACTUAL OPEB EXPERIENCE	96,257.00	0.00
68,462.00	CHANGES IN OPEB ASSUMPTIONS	68,462.00	0.00
<u>3,384,933.56</u>	DEFERRED LEASE INFLOW	<u>3,384,933.56</u>	<u>0.00</u>
<u>4,161,401.56</u>	TOTAL DEFERRED INFLOWS OF RESOURCES	<u>4,161,401.56</u>	<u>0.00</u>
<b>NET POSITION</b>			
<u>6,516,281.16</u>	NET POSITION	<u>4,227,840.82</u>	<u>2,288,440.34</u>
<u>\$6,516,281.16</u>	TOTAL NET POSITION	<u>\$4,227,840.82</u>	<u>\$2,288,440.34</u>

**TARRANT COUNTY, TEXAS**  
**COMBINING STATEMENT OF REVENUES, EXPENSES**  
**AND CHANGES IN FUND NET POSITION**  
**ENTERPRISE FUNDS**  
**FOR THE SIX (6) MONTHS ENDED 3/31/2023**

<u>COMBINED TOTAL</u>		<u>RESOURCE CONNECTION</u>	<u>OIL &amp; GAS ROYALTY</u>
	<b>OPERATING REVENUES:</b>		
\$1,681,212.43	BUILDING RENTALS	\$1,681,212.43	\$0.00
<u>95,441.84</u>	OTHER REVENUES	<u>2,674.53</u>	<u>92,767.31</u>
1,776,654.27	TOTAL OPERATING REVENUES	1,683,886.96	92,767.31
	<b>OPERATING EXPENSES:</b>		
606,694.03	PERSONNEL	606,694.03	0.00
714,274.11	BUILDING AND EQUIPMENT	714,274.11	0.00
130,049.01	DEPRECIATION AND AMORTIZATION	95,008.50	35,040.51
50,021.33	INSURANCE PREMIUMS	50,021.33	0.00
<u>92,285.20</u>	OTHER EXPENSES	<u>92,285.20</u>	<u>0.00</u>
<u>1,593,323.68</u>	TOTAL OPERATING EXPENSES	<u>1,558,283.17</u>	<u>35,040.51</u>
183,330.59	OPERATING INCOME (LOSS)	125,603.79	57,726.80
	<b>NON-OPERATING REVENUE (EXPENSE):</b>		
<u>108,115.38</u>	INTEREST INCOME	<u>72,577.16</u>	<u>35,538.22</u>
291,445.97	NET INCOME (LOSS) BEFORE TRANSFERS	198,180.95	93,265.02
	<b>OPERATING TRANSFERS:</b>		
0.00	OPERATING TRANSFERS IN	0.00	0.00
<u>0.00</u>	OPERATING TRANSFERS OUT	<u>0.00</u>	<u>0.00</u>
291,445.97	NET INCOME (LOSS)	198,180.95	93,265.02
	<b>NET POSITION:</b>		
<u>6,224,835.19</u>	BEGINNING OF PERIOD	<u>4,029,659.87</u>	<u>2,195,175.32</u>
<u><u>\$6,516,281.16</u></u>	END OF PERIOD	<u><u>\$4,227,840.82</u></u>	<u><u>\$2,288,440.34</u></u>



**TARRANT COUNTY, TEXAS  
INTERNAL SERVICE FUNDS  
FUND DESCRIPTIONS**

**FUND 61500 - SELF INSURANCE FUND**

This fund was established to account for expenditures of bond proceeds received in fiscal year 1998 for the county self insured general liability claims.

**FUND 61900 - WORKERS COMPENSATION**

This fund was established to account for workers compensation claims. Prior to the establishment of fund 615, this fund was used for general liability and automobile/property damage claims.

**FUND 62100 - COUNTY CLERK PROFESSIONAL LIABILITY FUND**

This fund was established to account for the County Clerk's errors and omissions self insurance.

**FUND 62200 - DISTRICT CLERK PROFESSIONAL LIABILITY FUND**

This fund was established to account for the District Clerk's errors and omissions self insurance.

**FUND 65100 - EMPLOYEE BENEFITS FUND**

This fund was established to account for Tarrant County employee benefits.



**TARRANT COUNTY, TEXAS**  
**STATEMENT OF NET POSITION**  
**INTERNAL SERVICE FUNDS**  
**AS OF 3/31/2023**


<u>COMBINED TOTAL</u>		<u>SELF INSURANCE</u>	<u>WORKERS COMPENSATION</u>	<u>COUNTY CLERK PROFESSIONAL LIABILITY</u>
<b>ASSETS</b>				
\$57,733,093.40	CASH AND INVESTMENTS	\$12,270,092.66	\$4,981,218.52	\$736,810.20
25,718.50	OTHER RECEIVABLES	11,295.38	0.00	0.00
<u>386,000.00</u>	PREPAID EXPENSES AND INVENTORY	<u>0.00</u>	<u>140,000.00</u>	<u>0.00</u>
<u>58,144,811.90</u>	TOTAL ASSETS	<u>12,281,388.04</u>	<u>5,121,218.52</u>	<u>736,810.20</u>
<b>LIABILITIES</b>				
578,582.38	ACCOUNTS PAYABLE	27,292.77	0.00	0.00
20,947,621.77	OTHER LIABILITIES	2,150,400.00	14,281,050.00	0.00
<u>116,189.50</u>	UNEARNED REVENUE	<u>0.00</u>	<u>0.00</u>	<u>0.00</u>
<u>21,642,393.65</u>	TOTAL LIABILITIES	<u>2,177,692.77</u>	<u>14,281,050.00</u>	<u>0.00</u>
<b>NET POSITION</b>				
<u>36,502,418.25</u>	NET POSITION	<u>10,103,695.27</u>	<u>(9,159,831.48)</u>	<u>736,810.20</u>
<u><u>\$36,502,418.25</u></u>	TOTAL NET POSITION	<u><u>\$10,103,695.27</u></u>	<u><u>(\$9,159,831.48)</u></u>	<u><u>\$736,810.20</u></u>

<u>DISTRICT CLERK PROFESSIONAL LIABILITY</u>	<u>EMPLOYEE BENEFITS</u>
\$574,498.28	\$39,170,473.74
0.00	14,423.12
<u>0.00</u>	<u>246,000.00</u>
<u>574,498.28</u>	<u>39,430,896.86</u>
0.00	551,289.61
0.00	4,516,171.77
<u>0.00</u>	<u>116,189.50</u>
<u>0.00</u>	<u>5,183,650.88</u>
<u>574,498.28</u>	<u>34,247,245.98</u>
<u><u>\$574,498.28</u></u>	<u><u>\$34,247,245.98</u></u>


**TARRANT COUNTY, TEXAS**  
**COMBINING STATEMENT OF REVENUES, EXPENSES**  
**AND CHANGES IN FUND NET POSITION**  
**INTERNAL SERVICE FUNDS**  
**FOR THE SIX (6) MONTHS ENDED 3/31/2023**

<u>COMBINED TOTAL</u>		<u>SELF INSURANCE</u>	<u>WORKERS COMPENSATION</u>	<u>COUNTY CLERK PROFESSIONAL LIABILITY</u>
	<b>OPERATING REVENUES:</b>			
\$12,217,680.70	USER FEES	\$0.00	\$0.00	\$5.00
29,345,898.73	COUNTY CONTRIBUTIONS	0.00	1,668,049.85	0.00
<u>828,992.02</u>	OTHER REVENUES	<u>12,248.52</u>	<u>0.00</u>	<u>0.00</u>
42,392,571.45	TOTAL OPERATING REVENUES	12,248.52	1,668,049.85	5.00
	<b>OPERATING EXPENSES:</b>			
1,549.79	BUILDING AND EQUIPMENT	0.00	0.00	0.00
41,632,054.98	SELF INSURANCE CLAIMS	626,933.61	1,678,247.20	0.00
3,513,779.35	INSURANCE PREMIUMS	0.00	0.00	0.00
2,297,677.11	ADMINISTRATION	0.00	0.00	0.00
<u>586,466.90</u>	OTHER EXPENSES	<u>52,283.09</u>	<u>199,004.86</u>	<u>0.00</u>
<u>48,031,528.13</u>	TOTAL OPERATING EXPENSES	<u>679,216.70</u>	<u>1,877,252.06</u>	<u>0.00</u>
(5,638,956.68)	OPERATING INCOME (LOSS)	(666,968.18)	(209,202.21)	5.00
	<b>NON-OPERATING REVENUE (EXPENSE):</b>			
<u>1,168,495.33</u>	INTEREST INCOME	<u>236,231.35</u>	<u>99,729.75</u>	<u>14,759.00</u>
(4,470,461.35)	NET INCOME (LOSS) BEFORE TRANSFERS	(430,736.83)	(109,472.46)	14,764.00
	<b>OPERATING TRANSFERS:</b>			
10,000,000.00	OPERATING TRANSFERS IN	10,000,000.00	0.00	0.00
<u>0.00</u>	OPERATING TRANSFERS OUT	<u>0.00</u>	<u>0.00</u>	<u>0.00</u>
5,529,538.65	NET INCOME (LOSS)	9,569,263.17	(109,472.46)	14,764.00
	<b>NET POSITION:</b>			
<u>30,972,879.60</u>	BEGINNING OF PERIOD	<u>534,432.10</u>	<u>(9,050,359.02)</u>	<u>722,046.20</u>
<u>\$36,502,418.25</u>	END OF PERIOD	<u>\$10,103,695.27</u>	<u>(\$9,159,831.48)</u>	<u>\$736,810.20</u>

<u>DISTRICT CLERK PROFESSIONAL LIABILITY</u>	<u>EMPLOYEE BENEFITS</u>
\$15.00	\$12,217,660.70
0.00	27,677,848.88
<u>0.00</u>	<u>816,743.50</u>
15.00	40,712,253.08
0.00	1,549.79
0.00	39,326,874.17
0.00	3,513,779.35
0.00	2,297,677.11
<u>0.00</u>	<u>335,178.95</u>
<u>0.00</u>	<u>45,475,059.37</u>
15.00	(4,762,806.29)
<u>11,507.65</u>	<u>806,267.58</u>
11,522.65	(3,956,538.71)
0.00	0.00
<u>0.00</u>	<u>0.00</u>
11,522.65	(3,956,538.71)
<u>562,975.63</u>	<u>38,203,784.69</u>
<u>\$574,498.28</u>	<u>\$34,247,245.98</u>



**TARRANT COUNTY**  
**BUDGETARY INFORMATION**



**TARRANT COUNTY, TEXAS**  
**SUMMARY BUDGET VERSUS ACTUAL (BUDGET BASIS) REVENUE AND EXPENDITURES**  
**TAX SUPPORTED FUNDS**  
**FOR THE SIX (6) MONTHS ENDED 3/31/2023**

	CURRENT MONTH ACTUAL	YTD ACTUAL	BUDGET	PERCENT	LAST YEAR PERCENT
<b><u>GENERAL FUND</u></b>					
REVENUES:					
Taxes	\$5,247,844	\$499,186,718	\$505,760,379	98.70%	98.64%
Licenses	163,718	685,930	1,300,000	52.76%	59.46%
Fees of Office	3,551,399	23,818,519	69,802,751	34.12%	84.22%
Intergovernmental	1,882,453	14,758,441	28,159,038	52.41%	50.58%
Investment Income	3,009,734	12,684,588	9,101,900	OVER 100%	OVER 100%
Other Revenues	956,667	4,625,503	9,065,290	51.02%	64.23%
Transfers	113,027	575,648	928,000	62.03%	72.97%
Contingent			5,000,000		
Cash Carryforward		203,509,485	186,326,912		
	<u>\$14,924,842</u>	<u>\$759,844,832</u>	<u>\$815,444,270</u>	<u>93.18%</u>	<u>99.66%</u>
EXPENDITURES:					
Personnel	\$35,315,414	\$203,270,495	\$422,780,916	48.08%	47.51%
Other	13,652,048	91,558,029	157,586,820	58.10%	55.31%
Transfers	9,650,207	68,092,074	127,768,238	53.29%	50.26%
Grant Match and Subsidy	39,010	1,762,665	5,147,432	34.24%	7.77%
Undesignated			17,169,537		
Contingent			5,000,000		
Reserves			79,991,327		
	<u>\$58,656,679</u>	<u>\$364,683,263</u>	<u>\$815,444,270</u>	<u>44.72%</u>	<u>42.03%</u>
<b><u>ROAD &amp; BRIDGE FUND</u></b>					
REVENUES:					
Taxes	\$0	\$1	\$0	OVER 100%	OVER 100%
Fees of Office	1,922,400	9,309,320	18,320,000	50.82%	48.22%
Intergovernmental	1,030	37,834	56,000	67.56%	86.20%
Investment Income	63,502	302,446	280,000	OVER 100%	85.88%
Other Revenues	1,286	285,667	212,000	OVER 100%	71.09%
Transfers	1,255,036	7,530,213	15,060,427	50.00%	50.00%
Cash Carryforward		12,167,246	10,615,856		
	<u>\$3,243,254</u>	<u>\$29,632,726</u>	<u>\$44,544,283</u>	<u>66.52%</u>	<u>71.94%</u>
EXPENDITURES:					
Personnel	\$1,830,535	\$10,679,857	\$23,811,911	44.85%	45.48%
Other	636,953	8,051,046	20,036,041	40.18%	31.37%
Grant Match and Subsidy	0	34,019	356,100	9.55%	34.28%
Undesignated			340,231		
	<u>\$2,467,488</u>	<u>\$18,764,922</u>	<u>\$44,544,283</u>	<u>42.13%</u>	<u>39.17%</u>
<b><u>DEBT SERVICE FUND</u></b>					
REVENUES:					
Taxes	\$433,898	\$41,219,224	\$42,705,537	96.52%	96.70%
Investment Income	138,886	352,711	330,354	OVER 100%	75.88%
Other Revenues	0	1,381	0	OVER 100%	0.00%
Cash Carryforward		1,754,793	1,678,237		
	<u>\$572,784</u>	<u>\$43,328,109</u>	<u>\$44,714,128</u>	<u>96.90%</u>	<u>97.10%</u>
EXPENDITURES:					
Principal	\$0	\$0	\$28,240,000	0.00%	0.00%
Interest	0	7,732,891	14,964,128	51.68%	50.00%
Other Expenditures	0	1,250	10,000	12.50%	12.50%
Reserves			1,500,000		
	<u>\$0</u>	<u>\$7,734,141</u>	<u>\$44,714,128</u>	<u>17.30%</u>	<u>9.32%</u>



**TARRANT COUNTY, TEXAS**  
**GENERAL FUND FEES OF OFFICE ANALYSIS**  
**FOR THE SIX (6) MONTHS ENDED 3/31/2023**  
**(BUDGET BASIS)**

<u>FEE OFFICE</u>	<u>ACTUAL REVENUE</u>	<u>ANNUAL BUDGET</u>	<u>PERCENT COLLECTED</u>	<u>LAST YEAR PERCENT</u>
Tax Assessor/Collector	\$9,405,780	\$42,736,351	22.01%	98.97%
County Clerk	5,719,602	11,661,700	49.05%	68.45%
Sheriff	217,917	470,500	46.32%	53.21%
Constable 1	373,819	650,000	57.51%	61.44%
Constable 2	619,479	925,000	66.97%	92.37%
Constable 3	280,749	500,000	56.15%	61.58%
Constable 4	166,035	400,000	41.51%	51.77%
Constable 5	360,692	510,000	70.72%	93.05%
Constable 6	266,590	400,000	66.65%	59.96%
Constable 7	492,861	650,000	75.82%	82.36%
Constable 8	505,736	820,000	61.68%	90.68%
District Clerk	2,220,636	4,380,000	50.70%	49.88%
Domestic Relations	508,614	1,118,700	45.46%	53.51%
District Attorney	51,361	100,000	51.36%	70.87%
Justice of Peace 1	94,980	180,000	52.77%	64.10%
Justice of Peace 2	176,451	260,000	67.87%	59.18%
Justice of Peace 3	70,545	125,000	56.44%	42.89%
Justice of Peace 4	85,631	140,000	61.16%	42.89%
Justice of Peace 5	113,812	165,000	68.98%	68.25%
Justice of Peace 6	97,573	202,000	48.30%	53.45%
Justice of Peace 7	159,845	250,000	63.94%	50.51%
Justice of Peace 8	118,609	200,000	59.30%	74.62%
County Courts	11,693	23,000	50.84%	56.94%
Elections	835	1,500	55.65%	OVER 100%
Medical Examiner	1,460,832	2,585,000	56.51%	55.85%
Other	237,843	349,000	68.15%	68.58%
TOTAL	<u>\$23,818,519</u>	<u>\$69,802,751</u>	34.12%	84.22%
RATABLE COLLECTION PERCENTAGE			<u>50.00%</u>	

**TARRANT COUNTY, TEXAS**  
**BUDGET REPORT**  
**FOR THE SIX (5) MONTHS ENDED 3/31/2023**

GENERAL FUND	CURRENT	ENCUMBRANCES	TOTAL	TOTAL	UNEXPENDED	% BUDGET USED
	MONTH EXPENDITURES	AND COMMITMENTS	EXPENDITURES ENCUMBRANCES & COMMITMENTS			
County Judge	93,318.02	15,262.43	503,473.84	1,070,944.00	567,470.16	47.01%
County Administrator	305,126.34	14,546.91	1,601,925.05	3,538,145.00	1,936,219.95	45.28%
Non-Departmental	10,839,661.34	1,783,755.69	77,785,981.63	142,729,876.00	64,943,894.37	54.50%
Auditor	732,668.33	26,769.65	4,174,127.05	8,477,649.00	4,303,521.95	49.24%
Budget/Risk Management	130,402.65	196.24	682,926.25	1,566,514.00	883,587.75	43.60%
Tax Assessor / Collector	1,533,179.23	534,194.97	9,076,862.48	18,141,795.00	9,064,932.52	50.03%
Elections Administration	642,236.55	26,113.55	4,862,646.78	10,832,207.00	5,969,560.22	44.89%
Information Technology	4,185,658.96	7,368,585.97	28,884,170.74	54,088,131.00	25,203,960.26	53.40%
Human Resources	313,929.14	169,566.52	1,847,754.18	4,293,274.00	2,445,519.82	43.04%
Purchasing	240,141.95	7,139.35	1,373,246.64	2,855,872.00	1,482,625.36	48.09%
Facilities	517,487.68	531,895.34	3,409,396.37	6,504,495.00	3,095,098.63	52.42%
Sheriff	5,009,572.91	353,854.27	28,629,247.22	59,353,978.00	30,724,730.78	48.23%
Sheriff - Confinement	12,358,943.96	6,515,663.48	60,864,759.23	107,551,896.00	46,687,136.77	56.59%
Constable Precinct 1	135,961.90	3,367.86	727,560.07	1,540,112.00	812,551.93	47.24%
Constable Precinct 2	129,226.54	1,647.68	729,786.59	1,448,023.00	718,236.41	50.40%
Constable Precinct 3	155,478.24	8,168.15	868,839.95	1,749,623.00	880,783.05	49.66%
Constable Precinct 4	102,927.26	162.00	571,954.57	1,240,512.00	668,557.43	46.11%
Constable Precinct 5	98,299.31	881.50	543,694.08	1,113,876.00	570,181.92	48.81%
Constable Precinct 6	94,675.73	362.55	529,298.33	1,093,454.00	564,155.67	48.41%
Constable Precinct 7	132,646.36	5,582.02	775,702.96	1,597,562.00	821,859.04	48.56%
Constable Precinct 8	120,268.29	1,209.28	696,902.59	1,473,931.00	777,028.41	47.28%
Medical Examiner	1,234,831.88	324,401.74	7,308,501.89	16,043,629.00	8,735,127.11	45.55%
Fire Marshal	43,427.82	-	240,336.34	481,009.00	240,672.66	49.97%
Community Supervision	286,360.95	-	1,909,077.71	4,503,000.00	2,593,922.29	42.40%
Juvenile Services	1,934,397.51	1,189,813.40	12,235,731.62	26,229,222.00	13,993,490.38	46.65%
Buildings	2,128,407.99	4,402,710.24	16,237,157.77	28,338,496.00	12,101,338.23	57.30%
17TH District Court	27,969.45	22.59	163,592.56	332,576.00	168,983.44	49.19%
48TH District Court	28,194.78	775.24	163,813.59	331,304.00	167,490.41	49.45%
67TH District Court	28,072.12	55.00	159,331.67	327,211.00	167,879.33	48.69%
96TH District Court	28,357.85	204.00	158,851.10	328,884.00	170,032.90	48.30%
141ST District Court	27,604.53	-	157,644.99	325,320.00	167,675.01	48.46%
153RD District Court	29,068.40	-	165,269.70	340,776.00	175,506.30	48.50%
236TH District Court	28,391.97	281.18	161,446.06	333,171.00	171,724.94	48.46%
342ND District Court	27,521.91	224.74	159,738.29	328,742.00	169,003.71	48.59%
348TH District Court	28,929.47	-	160,655.08	328,617.00	167,961.92	48.89%
352ND District Court	28,074.72	-	161,934.11	326,398.00	164,463.89	49.61%
Criminal District Court 1	243,557.85	-	1,125,843.61	2,477,563.00	1,351,719.39	45.44%
Criminal District Court 2	276,356.02	-	1,083,966.82	2,099,330.00	1,015,363.18	51.63%
Criminal District Court 3	169,004.79	24.55	838,194.52	2,075,539.00	1,237,344.48	40.38%
Criminal District Court 4	255,082.19	-	757,990.82	2,000,119.00	1,242,128.18	37.90%
213TH District Court	315,576.74	27.65	1,405,199.31	2,483,391.00	1,078,191.69	56.58%
297TH District Court	199,594.95	4.60	1,049,771.99	2,055,266.00	1,005,494.01	51.08%
371ST District Court	300,647.14	-	1,319,284.96	2,465,622.00	1,146,337.04	53.51%
372ND District Court	133,114.06	-	889,032.83	2,162,696.00	1,273,663.17	41.11%
396TH District Court	366,670.13	-	1,409,978.30	2,719,969.00	1,309,990.70	51.84%
432ND District Court	276,748.25	152.00	1,152,906.36	2,468,685.00	1,315,778.64	46.70%
485TH District Court	363,971.36	1,415.52	1,033,678.42	2,541,279.00	1,507,600.58	40.68%
Magistrate Court	295,594.63	-	1,467,541.69	2,700,289.00	1,232,747.31	54.35%
231ST District Court	137,459.55	-	656,608.30	1,131,987.00	475,378.70	58.00%
233RD District Court	197,305.23	-	855,157.15	1,946,273.00	1,091,115.85	43.94%
322ND District Court	58,570.32	-	464,513.99	1,086,919.00	622,405.01	42.74%
323RD District Court	192,627.77	249.50	994,651.31	3,624,639.00	2,629,987.69	27.44%
324TH District Court	79,846.07	-	483,755.69	1,180,619.00	696,863.31	40.97%
325TH District Court	107,569.23	5,587.94	522,681.25	1,115,609.00	592,927.75	46.85%
360TH District Court	107,009.51	365.00	675,156.56	1,488,985.00	813,828.44	45.34%
Special Judges	23,634.59	-	161,862.90	283,397.00	121,534.10	57.12%
Criminal Court Administration	429,327.88	19,171.82	2,598,217.04	4,760,600.00	2,162,382.96	54.58%
Grand Jury	20,179.94	-	117,908.85	238,336.00	120,427.15	49.47%
Criminal Attorney Appointment	56,742.05	244.80	320,640.12	615,482.00	294,841.88	52.10%
Criminal Mental Health Court	38,857.73	8,627.14	292,729.57	959,641.00	666,911.43	30.50%
County Court at Law #1	59,106.04	49.58	332,343.73	680,510.00	348,166.27	48.84%
County Court at Law #2	59,113.67	-	332,237.39	675,022.00	342,784.61	49.22%
County Court at Law #3	47,727.00	5.95	272,686.71	659,506.00	386,819.29	41.35%
County Criminal Court 1	112,668.88	-	602,093.58	1,157,512.00	555,418.42	52.02%

**TARRANT COUNTY, TEXAS  
BUDGET REPORT  
FOR THE SIX (5) MONTHS ENDED 3/31/2023**

	<b>CURRENT MONTH EXPENDITURES</b>	<b>ENCUMBRANCES AND COMMITMENTS</b>	<b>TOTAL EXPENDITURES ENCUMBRANCES &amp; COMMITMENTS</b>	<b>TOTAL BUDGET</b>	<b>UNEXPENDED BUDGET</b>	<b>% BUDGET USED</b>
<b>GENERAL FUND (cont'd)</b>						
County Criminal Court 2	118,660.91	244.80	623,017.99	1,146,709.00	523,691.01	54.33%
County Criminal Court 3	98,550.25	603.02	541,604.24	1,081,475.00	539,870.76	50.08%
County Criminal Court 4	97,027.85	28.14	524,510.13	1,051,931.00	527,420.87	49.86%
County Criminal Court 5	107,329.25	62,805.83	636,822.89	1,338,655.00	701,832.11	47.57%
County Criminal Court 6	87,915.68	278.82	550,945.54	890,373.00	339,427.46	61.88%
County Criminal Court 7	103,039.36	11.00	547,520.97	934,082.00	386,561.03	58.62%
County Criminal Court 8	119,606.98	-	482,838.42	911,698.00	428,859.58	52.96%
County Criminal Court 9	102,990.73	139.34	566,613.30	929,555.00	362,941.70	60.96%
County Criminal Court 10	81,130.07	18.76	466,831.09	807,442.00	340,610.91	57.82%
Probate Court 1	182,552.82	-	1,062,802.97	2,599,331.00	1,536,528.03	40.89%
Probate Court 2	162,921.70	1,529.70	955,481.41	2,337,327.00	1,381,845.59	40.88%
Justice of the Peace Pct 1	84,629.42	4,365.55	465,856.19	1,003,755.00	537,898.81	46.41%
Justice of the Peace Pct 2	91,573.41	7,495.25	490,019.75	1,027,218.00	537,198.25	47.70%
Justice of the Peace Pct 3	84,062.61	15,580.09	471,832.38	977,481.00	505,648.62	48.27%
Justice of the Peace Pct 4	74,688.80	7,987.51	409,097.07	863,559.00	454,461.93	47.37%
Justice of the Peace Pct 5	82,726.99	9,440.95	471,392.46	892,399.00	421,006.54	52.82%
Justice of the Peace Pct 6	77,892.76	7,350.58	450,104.88	957,846.00	507,741.12	46.99%
Justice of the Peace Pct 7	90,904.06	125.75	501,853.29	1,073,448.00	571,594.71	46.75%
Justice of the Peace Pct 8	85,404.27	8,392.73	447,721.09	1,035,105.00	587,383.91	43.25%
Crim District Attorney	4,144,210.30	217,147.61	23,900,913.91	49,069,037.00	25,168,123.09	48.71%
District Clerk	1,067,056.56	37,550.23	6,056,131.13	13,035,169.00	6,979,037.87	46.46%
County Clerk	1,062,062.65	89,012.02	6,639,876.73	14,264,181.00	7,624,304.27	46.55%
Domestic Relations	749,422.92	9,716.41	4,197,329.16	8,865,869.00	4,668,539.84	47.34%
Jury Services	150,682.53	149,632.00	1,342,145.55	2,195,641.00	853,495.45	61.13%
Courts / Judiciary	56,541.86	-	399,817.38	13,484,464.00	13,084,646.62	2.97%
Human Services	230,273.14	31,113.26	1,682,797.65	4,654,752.00	2,971,954.35	36.15%
Child Protective Services	15,543.10	1,720,717.02	2,328,680.57	2,552,876.00	224,195.43	91.22%
Public Assistance	7,981.33	211,037.69	306,126.25	1,491,994.00	1,185,867.75	20.52%
Texas AgriLife Extension	70,017.11	622.33	390,035.51	812,779.00	422,743.49	47.99%
Veterans Services	44,324.22	-	265,688.87	619,224.00	353,535.13	42.91%
Historical Commission	21,543.18	1,588.55	132,825.47	322,907.00	190,081.53	41.13%
Community Outreach	-	9,315,000.00	10,491,830.50	10,452,000.00	(39,830.50)	100.38%
Transportation	359,316.91	601,093.59	2,219,560.79	3,440,683.00	1,221,122.21	64.51%
<b>10010-2023 General Fund - Cash Match</b>						
Sheriff	-	-	32,028.29	39,842.00	7,813.71	80.39%
Criminal Court Administration	-	-	-	8,000.00	8,000.00	0.00%
Crim District Attorney	-	-	80,633.95	107,255.00	26,621.05	75.18%
Historical Commission	-	-	-	39,500.00	39,500.00	0.00%
<b>10020-2023 General Fund - Operating Subsidy</b>						
County Administrator	1,665.97	-	9,995.74	20,000.00	10,004.26	49.98%
Sheriff	2,042.24	-	2,042.24	49,000.00	46,957.76	4.17%
Juvenile Services	29,573.69	3,903.20	1,608,058.28	4,569,615.00	2,961,556.72	35.19%
Criminal Court Administration	126.00	-	126.00	75,000.00	74,874.00	0.17%
Crim District Attorney	5,602.21	-	29,780.27	199,720.00	169,939.73	14.91%
Historical Commission	-	-	-	39,500.00	39,500.00	0.00%
<b>SUBTOTAL</b>	<b>58,656,679.45</b>	<b>35,837,871.32</b>	<b>364,683,263.15</b>	<b>713,283,406.00</b>	<b>348,600,142.85</b>	<b>51.13%</b>
<b>UNDESIGNATED</b>				<b>17,169,537.00</b>	<b>17,169,537.00</b>	
<b>CONTINGENT</b>				<b>5,000,000.00</b>	<b>5,000,000.00</b>	
<b>RESERVES</b>				<b>79,991,327.00</b>	<b>79,991,327.00</b>	
<b>FUND TOTAL</b>	<b>\$ 58,656,679.45</b>	<b>\$ 35,837,871.32</b>	<b>\$ 364,683,263.15</b>	<b>\$ 815,444,270.00</b>	<b>\$ 450,761,006.85</b>	<b>44.72%</b>

**TARRANT COUNTY, TEXAS  
BUDGET REPORT  
FOR THE SIX (5) MONTHS ENDED 3/31/2023**

	<b>CURRENT MONTH EXPENDITURES</b>	<b>ENCUMBRANCES AND COMMITMENTS</b>	<b>TOTAL EXPENDITURES ENCUMBRANCES &amp; COMMITMENTS</b>	<b>TOTAL BUDGET</b>	<b>UNEXPENDED BUDGET</b>	<b>% BUDGET USED</b>
<b>ROAD AND BRIDGE (26100)</b>						
Commissioner Precinct 1	648,965.60	1,252,772.55	4,805,067.73	11,595,402.00	6,790,334.27	41.44%
Commissioner Precinct 2	615,070.32	411,754.54	2,794,961.05	6,235,157.00	3,440,195.95	44.83%
Commissioner Precinct 3	409,780.31	165,988.10	2,592,886.90	5,568,926.00	2,976,039.10	46.56%
Commissioner Precinct 4	567,904.97	794,313.66	4,281,444.09	8,454,283.00	4,172,838.91	50.64%
Right of Way	24,592.98	-	2,850,983.96	7,059,828.00	4,208,844.04	40.38%
Transportation	177,227.75	184,013.69	1,171,411.05	4,241,164.00	3,069,752.95	27.62%
Road & Bridge Non-Department	23,945.85	4,890.50	234,148.81	693,192.00	459,043.19	33.78%
<b>26110-2023 Road &amp; Bridge Grant Match</b>						
Transportation	-	-	34,018.81	356,100.00	322,081.19	9.55%
<b>SUBTOTAL</b>	<u>2,467,487.78</u>	<u>2,813,733.04</u>	<u>18,764,922.40</u>	<u>44,204,052.00</u>	<u>25,439,129.60</u>	<u>42.45%</u>
<b>UNDESIGNATED</b>				340,231.00	340,231.00	
<b>FUND TOTAL</b>	<u><u>\$ 2,467,487.78</u></u>	<u><u>\$ 2,813,733.04</u></u>	<u><u>\$ 18,764,922.40</u></u>	<u><u>\$ 44,544,283.00</u></u>	<u><u>\$ 25,779,360.60</u></u>	<u><u>42.13%</u></u>
<b>DEBT SERVICE (32100)</b>						
Interest and Sinking	-	-	7,734,140.97	43,214,128.00	35,479,987.03	17.90%
<b>RESERVES</b>				1,500,000.00	1,500,000.00	
<b>FUND TOTAL</b>	<u><u>\$ -</u></u>	<u><u>\$ -</u></u>	<u><u>\$ 7,734,140.97</u></u>	<u><u>\$ 44,714,128.00</u></u>	<u><u>\$ 36,979,987.03</u></u>	<u><u>17.30%</u></u>

**TARRANT COUNTY, TEXAS**  
**SPECIAL BUDGETS**  
**BUDGET VERSUS ACTUAL (BUDGET BASIS) REVENUE**  
**FOR THE SIX (6) MONTHS ENDED 3/31/2023**

FUND #	FUND NAME	ACTUAL REVENUE	BUDGETED REVENUE	PERCENT COLLECTED
21100	Records Preservation/Automation-Filing	\$ 1,367,161	\$ 3,065,000	44.61%
21200	Records Preservation/Automation-Conviction	14,822	8,100	OVER 100%
21300	Records Preservation/Restoration	1,024,823	2,236,250	45.83%
21400	Court Record Preservation Fund	31,689	16,250	OVER 100%
21500	District Court Records Technology Fund	14,147	-	OVER 100%
21600	District Clerk Record Mgt & Preservation	472,931	720,500	65.64%
22100	Courthouse Security Fund	571,482	900,000	63.50%
22300	Consumer Health Fund	437,366	1,033,500	42.32%
22400	Juvenile Delinquency Prevention	59	53	OVER 100%
22500	Alternative Dispute Resolution	500,132	781,250	64.02%
22600	Probate Contributions Fund	57,309	94,000	60.97%
22700	Justice Court Technology Fund	18,031	33,050	54.56%
22800	Justice Court Building Security	4,166	8,960	46.49%
22900	Child Abuse Prevention Fund	6,328	9,750	64.91%
23000	Family Protection	91	-	OVER 100%
23100	Guardianship	62,747	121,750	51.54%
23200	Drug & Alcohol Court	7,381	1,760	OVER 100%
23300	County and District Court Technology Fund	19,108	34,500	55.39%
23400	Specialty Courts Fund	73,550	141,313	52.05%
23500	Truancy Prevention and Diversion Fund	17,797	31,000	57.41%
23600	Language Access	154,101	265,013	58.15%
24100	Law Library	771,748	1,277,500	60.41%
24200	Education Fund	85,513	28,000	OVER 100%
24300	Appellate Judicial System	99,264	160,438	61.87%
25100	Vehicle Inventory Tax	439,150	245,000	OVER 100%
45100	Non-Debt Capital	21,995,249	40,029,172	54.95%
45400	Capital Replacement Fund (Non-Debt)	30,037,185	59,841,232	50.19%
45500	Court Facility	408,537	658,750	62.02%
47600	2006 Bond Election - Buildings	78,096	31,500	OVER 100%
47700	2006 Bond Election - Transportation	464,711	175,000	OVER 100%
47800	2021 Bond Election - Transportation	4,625,458	3,500,000	OVER 100%
51100	Resource Connection	1,751,888	3,334,760	52.53%
51200	Oil & Gas Royalty Resource Connection	128,306	128,875	99.56%
61500	Self Insurance	10,248,480	10,150,000	OVER 100%
61900	Workers Compensation	1,767,780	3,382,500	52.26%
62100	County Clerk Professional Liability	14,764	12,565	OVER 100%
62200	District Clerk Professional Liability	11,523	9,590	OVER 100%
65100	Employee Group Insurance - Medical	41,518,521	85,385,996	48.62%
D6200	DA Restitution Collection Fee	480	-	OVER 100%
D8700	CDA State Forfeiture	423,331	23,625	OVER 100%
D8800	CDA Federal Forfeiture Justice Funds	2,093	1,575	OVER 100%
G1100	8TH Admin Judicial Region	64,794	139,709	46.38%
S8700	Sheriff's Inmate Commissary Fund	1,396,330	1,698,750	82.20%
S9300	Combined Narcotics Enforcement Team	109,143	400,000	27.29%
S9500	Sheriff Federal Forfeiture-Treasury Funds	153,786	2,100	OVER 100%
S9600	Sheriff Federal Forfeiture-Non DEA	51,522	3,763	OVER 100%
S9700	Sheriff Federal Forfeiture-Justice Funds	10,736	3,413	OVER 100%
T0400	Public Health	7,354,852	14,509,159	50.69%
T0450	Public Health 1115 Waiver	9,127,153	-	OVER 100%
T0500	Section 125 Forfeitures	31,406	26,250	OVER 100%
T0600	Children's Home Fund	1,876	2,260	83.01%
T0700	Bail Bond Board	2,500	8,588	29.11%
T0800	TDPRS - Title IVE	2,661	2,100	OVER 100%
T0900	Constable Forfeiture	438	350	OVER 100%
T1000	Juvenile Probation District	13,546	21,938	61.75%
T1100	Unclaimed Juvenile Restitution	233	200	OVER 100%
T1300	Deferred Prosecution Program	22,746	19,040	OVER 100%
T2000	Historical Commission	88	75	OVER 100%
T2100	Historical Commission Archives	459	1,110	41.35%
T2300	Cemetery Fund	846	721	OVER 100%

**TARRANT COUNTY, TEXAS**  
**SPECIAL BUDGETS**  
**BUDGET VERSUS ACTUAL (BUDGET BASIS) REVENUE**  
**FOR THE SIX (6) MONTHS ENDED 3/31/2023**

<u>FUND #</u>	<u>FUND NAME</u>	<u>ACTUAL REVENUE</u>	<u>BUDGETED REVENUE</u>	<u>PERCENT COLLECTED</u>
T2600	Unclaimed Electrifi Coop Credits	38,683	24,500	OVER 100%
T2900	Fire Marshal Code	76,024	138,873	54.74%
T3000	DA - JPS Contract	338,902	677,804	50.00%
T3100	Emergency Services District #1	42,059	86,100	48.85%
T3300	CSCD Bond Supervision Unit	2,647,501	5,475,000	48.36%
T3400	Courts Drug Program	22,066	438	OVER 100%
T3700	Medical Examiner Conference Fund	550	438	OVER 100%
T4100	PMC Insured - 340B	4,719,344	9,310,000	50.69%
T5200	Miscellaneous Donations-Juvenile Probation	1,922	3,350	57.39%
T5350	Donations Emergency Management	150	128	OVER 100%
T5600	Miscellaneous Donations - Human Services	10,360	10,385	99.76%
T5640	Human Services - Reliant Energy	20,277	20,193	OVER 100%
T5642	Human Services - Cirro	13	-	OVER 100%
T5646	Human Services - Direct Energy	10,000	10,000	100.00%
T5700	Miscellaneous Donations-CPS	12,951	24,438	53.00%
T5800	Miscellaneous Donations-Health Dept	1,602	525	OVER 100%
T5960	Miscellaneous Donations-Veteran Court Program	5,773	10,053	57.43%
T6000	Miscellaneous Donations-Family Court	1,521	3,000	50.71%
T6100	Miscellaneous Donations-CRCG	21,161	700	OVER 100%
T6200	Miscellaneous Donations-Peace Officers Memorial	2,070	1,715	OVER 100%
T6500	ATTF Rental Assoc Donation	6	-	OVER 100%
T7000	Sheriff's Employee Recognition and Award	30	-	OVER 100%
T7100	Contract Elections	160	1,000,000	0.02%
T7300	Elections Chapter 19	28	-	OVER 100%
T8500	Opioid Epidemic Settlement	4,182,883	8,750	OVER 100%

**TARRANT COUNTY, TEXAS  
BUDGET REPORT  
FOR THE SIX (5) MONTHS ENDED 3/31/2023**

	<b>CURRENT MONTH EXPENDITURES</b>	<b>ENCUMBRANCES AND COMMITMENTS</b>	<b>TOTAL EXPENDITURES ENCUMBRANCES &amp; COMMITMENTS</b>	<b>TOTAL BUDGET</b>	<b>UNEXPENDED BUDGET</b>	<b>% BUDGET USED</b>
<b>RECORDS PRESERVATION &amp; AUTOMATION - FILINGS (21100)</b>						
County Clerk	104,902.98	544,306.70	1,213,650.49	13,238,233.00	12,024,582.51	9.17%
FUND TOTAL	<u>\$ 104,902.98</u>	<u>\$ 544,306.70</u>	<u>\$ 1,213,650.49</u>	<u>\$ 13,238,233.00</u>	<u>\$ 12,024,582.51</u>	<u>9.17%</u>
<b>RECORDS PRESERVATION &amp; AUTOMATION - CONVICTIONS (21200)</b>						
Information Technology	-	-	-	24,950.00	24,950.00	0.00%
FUND TOTAL	<u>\$ -</u>	<u>\$ -</u>	<u>\$ -</u>	<u>\$ 24,950.00</u>	<u>\$ 24,950.00</u>	<u>0.00%</u>
<b>RECORDS PRESERVATION &amp; RESTORATION (21300)</b>						
County Clerk	41,545.99	3,656,613.48	4,755,155.38	15,991,724.00	11,236,568.62	29.74%
FUND TOTAL	<u>\$ 41,545.99</u>	<u>\$ 3,656,613.48</u>	<u>\$ 4,755,155.38</u>	<u>\$ 15,991,724.00</u>	<u>\$ 11,236,568.62</u>	<u>29.74%</u>
<b>COURT RECORD PRESERVATION FUND (21400)</b>						
Non-Departmental	-	-	-	367,271.00	367,271.00	0.00%
Information Technology	-	-	-	257,341.00	257,341.00	0.00%
District Clerk	32,102.28	-	185,749.46	404,218.00	218,468.54	45.95%
FUND TOTAL	<u>\$ 32,102.28</u>	<u>\$ -</u>	<u>\$ 185,749.46</u>	<u>\$ 1,028,830.00</u>	<u>\$ 843,080.54</u>	<u>18.05%</u>
<b>DISTRICT COURT RECORD TECHNOLOGY FUND (21500)</b>						
District Clerk	-	-	-	81,740.00	81,740.00	0.00%
FUND TOTAL	<u>\$ -</u>	<u>\$ -</u>	<u>\$ -</u>	<u>\$ 81,740.00</u>	<u>\$ 81,740.00</u>	<u>0.00%</u>
<b>DISTRICT CLERK RECORD MANAGEMENT &amp; PRESERVATION FUND (21600)</b>						
District Clerk	28,876.87	-	154,205.59	1,375,169.00	1,220,963.41	11.21%
FUND TOTAL	<u>\$ 28,876.87</u>	<u>\$ -</u>	<u>\$ 154,205.59</u>	<u>\$ 1,375,169.00</u>	<u>\$ 1,220,963.41</u>	<u>11.21%</u>
<b>COURTHOUSE SECURITY FUND (22100)</b>						
Non-Departmental	112,145.69	-	571,482.31	900,000.00	328,517.69	63.50%
FUND TOTAL	<u>\$ 112,145.69</u>	<u>\$ -</u>	<u>\$ 571,482.31</u>	<u>\$ 900,000.00</u>	<u>\$ 328,517.69</u>	<u>63.50%</u>
<b>CONSUMER HEALTH FUND (22300)</b>						
Public Health	85,399.26	540.63	501,592.17	1,281,467.00	779,874.83	39.14%
FUND TOTAL	<u>\$ 85,399.26</u>	<u>\$ 540.63</u>	<u>\$ 501,592.17</u>	<u>\$ 1,281,467.00</u>	<u>\$ 779,874.83</u>	<u>39.14%</u>
<b>JUVENILE DELINQUENCY PREVENTION (22400)</b>						
Juvenile Services	-	-	-	2,921.00	2,921.00	0.00%
FUND TOTAL	<u>\$ -</u>	<u>\$ -</u>	<u>\$ -</u>	<u>\$ 2,921.00</u>	<u>\$ 2,921.00</u>	<u>0.00%</u>

**TARRANT COUNTY, TEXAS  
BUDGET REPORT  
FOR THE SIX (5) MONTHS ENDED 3/31/2023**

	<b>CURRENT MONTH EXPENDITURES</b>	<b>ENCUMBRANCES AND COMMITMENTS</b>	<b>TOTAL EXPENDITURES ENCUMBRANCES &amp; COMMITMENTS</b>	<b>TOTAL BUDGET</b>	<b>UNEXPENDED BUDGET</b>	<b>% BUDGET USED</b>
<b>ADRS (22500)</b>						
County Administrator Buildings	40,525.29	1,821.71	205,098.48	2,247,606.00	2,042,507.52	9.13%
	-	-	-	55,000.00	55,000.00	0.00%
<b>FUND TOTAL</b>	<b>\$ 40,525.29</b>	<b>\$ 1,821.71</b>	<b>\$ 205,098.48</b>	<b>\$ 2,302,606.00</b>	<b>\$ 2,097,507.52</b>	<b>8.91%</b>
<b>PROBATE CONTRIBUTIONS FUND (22600)</b>						
Probate Court 1	4,840.75	-	27,030.00	480,000.00	452,970.00	5.63%
Probate Court 2	5,270.86	-	29,433.52	400,176.00	370,742.48	7.36%
<b>FUND TOTAL</b>	<b>\$ 10,111.61</b>	<b>\$ -</b>	<b>\$ 56,463.52</b>	<b>\$ 880,176.00</b>	<b>\$ 823,712.48</b>	<b>6.42%</b>
<b>JUSTICE COURT TECHNOLOGY FUND (22700)</b>						
Information Technology	-	-	-	213,794.00	213,794.00	0.00%
<b>FUND TOTAL</b>	<b>\$ -</b>	<b>\$ -</b>	<b>\$ -</b>	<b>\$ 213,794.00</b>	<b>\$ 213,794.00</b>	<b>0.00%</b>
<b>JUSTICE COURT BLDG SECURITY (22800)</b>						
Non-Departmental	881.10	-	4,165.84	8,960.00	4,794.16	46.49%
<b>FUND TOTAL</b>	<b>\$ 881.10</b>	<b>\$ -</b>	<b>\$ 4,165.84</b>	<b>\$ 8,960.00</b>	<b>\$ 4,794.16</b>	<b>46.49%</b>
<b>CHILD ABUSE PREVENTION FUND (22900)</b>						
Non-Departmental	-	-	-	26,697.00	26,697.00	0.00%
233RD District Court	-	-	-	5,000.00	5,000.00	0.00%
Public Health	-	-	82,500.00	82,500.00	-	100.00%
<b>FUND TOTAL</b>	<b>\$ -</b>	<b>\$ -</b>	<b>\$ 82,500.00</b>	<b>\$ 114,197.00</b>	<b>\$ 31,697.00</b>	<b>72.24%</b>
<b>GUARDIANSHIP (23100)</b>						
Non-Departmental	-	-	-	242,939.00	242,939.00	0.00%
<b>FUND TOTAL</b>	<b>\$ -</b>	<b>\$ -</b>	<b>\$ -</b>	<b>\$ 242,939.00</b>	<b>\$ 242,939.00</b>	<b>0.00%</b>
<b>DRUG &amp; ALCOHOL COURT (23200)</b>						
360TH District Court	-	58,185.00	58,185.00	93,678.00	35,493.00	62.11%
Criminal Court Administration	-	-	-	5,000.00	5,000.00	0.00%
<b>FUND TOTAL</b>	<b>\$ -</b>	<b>\$ 58,185.00</b>	<b>\$ 58,185.00</b>	<b>\$ 98,678.00</b>	<b>\$ 40,493.00</b>	<b>58.96%</b>
<b>COUNTY &amp; DISTRICT COURT TECHNOLOGY FUND (23300)</b>						
Information Technology	-	-	5,885.00	233,835.00	227,950.00	2.52%
<b>FUND TOTAL</b>	<b>\$ -</b>	<b>\$ -</b>	<b>\$ 5,885.00</b>	<b>\$ 233,835.00</b>	<b>\$ 227,950.00</b>	<b>2.52%</b>
<b>SPECIALTY COURTS FUND (23400)</b>						
360TH District Court	-	-	25,000.00	25,000.00	-	100.00%
Criminal Court Administration	14,113.49	-	79,508.37	191,999.00	112,490.63	41.41%
<b>FUND TOTAL</b>	<b>\$ 14,113.49</b>	<b>\$ -</b>	<b>\$ 104,508.37</b>	<b>\$ 216,999.00</b>	<b>\$ 112,490.63</b>	<b>48.16%</b>



**TARRANT COUNTY, TEXAS  
BUDGET REPORT  
FOR THE SIX (5) MONTHS ENDED 3/31/2023**

	CURRENT MONTH EXPENDITURES	ENCUMBRANCES AND COMMITMENTS	TOTAL EXPENDITURES ENCUMBRANCES & COMMITMENTS	TOTAL BUDGET	UNEXPENDED BUDGET	% BUDGET USED
<b>TRUANCY PREVENTION AND DIVERSION FUND (23500)</b>						
233RD District Court	5,000.00	-	5,000.00	112,238.00	107,238.00	4.45%
FUND TOTAL	<u>\$ 5,000.00</u>	<u>\$ -</u>	<u>\$ 5,000.00</u>	<u>\$ 112,238.00</u>	<u>\$ 107,238.00</u>	<u>4.45%</u>
<b>LANGUAGE ACCESS FUND (23600)</b>						
Non-Departmental	-	-	-	265,013.00	265,013.00	0.00%
FUND TOTAL	<u>\$ -</u>	<u>\$ -</u>	<u>\$ -</u>	<u>\$ 265,013.00</u>	<u>\$ 265,013.00</u>	<u>0.00%</u>
<b>LAW LIBRARY (24100)</b>						
Law Library	87,946.77	212,115.71	649,105.60	1,799,586.00	1,150,480.40	36.07%
Judicial Law Library	21,277.53	108,351.71	213,088.46	466,980.00	253,891.54	45.63%
FUND TOTAL	<u>\$ 109,224.30</u>	<u>\$ 320,467.42</u>	<u>\$ 862,194.06</u>	<u>\$ 2,266,566.00</u>	<u>\$ 1,404,371.94</u>	<u>38.04%</u>
<b>EDUCATION FUND (24200)</b>						
Sheriff	1,027.77	-	56,747.80	110,461.00	53,713.20	51.37%
Sheriff - Confinement	(2,779.36)	-	15,038.14	49,602.00	34,563.86	30.32%
Constable Precinct 1	-	-	340.00	351.00	11.00	96.87%
Constable Precinct 2	1,245.96	-	2,103.11	6,622.00	4,518.89	31.76%
Constable Precinct 3	-	-	2,058.43	2,088.00	29.57	98.58%
Constable Precinct 4	-	-	-	9,174.00	9,174.00	0.00%
Constable Precinct 5	-	-	-	6,491.00	6,491.00	0.00%
Constable Precinct 6	1,260.34	-	1,260.34	8,451.00	7,190.66	14.91%
Constable Precinct 7	673.12	-	1,068.12	7,944.00	6,875.88	13.45%
Constable Precinct 8	1,340.66	-	1,340.66	1,593.00	252.34	84.16%
Fire Marshal	-	-	-	3.00	3.00	0.00%
Probate Court 1	900.00	-	1,656.94	54,574.00	52,917.06	3.04%
Probate Court 2	-	-	1,843.15	48,920.00	47,076.85	3.77%
Crim District Attorney	2,413	-	2,413.20	-	(2,413.20)	0.00%
Courts / Judiciary	-	-	-	5,200.00	5,200.00	0.00%
FUND TOTAL	<u>\$ 6,081.69</u>	<u>\$ -</u>	<u>\$ 85,869.89</u>	<u>\$ 311,474.00</u>	<u>\$ 225,604.11</u>	<u>27.57%</u>
<b>APPELLATE JUDICIAL SYSTEM (24300)</b>						
Appeals Court	15,964.73	-	86,998.94	185,438.00	98,439.06	46.92%
FUND TOTAL	<u>\$ 15,964.73</u>	<u>\$ -</u>	<u>\$ 86,998.94</u>	<u>\$ 185,438.00</u>	<u>\$ 98,439.06</u>	<u>46.92%</u>
<b>VEHICLE INVENTORY TAX (25100)</b>						
Tax Assessor / Collector	6,231.02	-	35,603.04	2,415,419.00	2,379,815.96	1.47%
FUND TOTAL	<u>\$ 6,231.02</u>	<u>\$ -</u>	<u>\$ 35,603.04</u>	<u>\$ 2,415,419.00</u>	<u>\$ 2,379,815.96</u>	<u>1.47%</u>
<b>NON-DEBT CAPITAL (45100)</b>						
County Administrator	-	46,004.21	46,004.21	62,350.00	16,345.79	73.78%
Non-Departmental	-	5,151.56	5,151.56	5,389,540.00	5,384,388.44	0.10%
Auditor	-	-	2,265.33	2,500.00	234.67	90.61%
Budget/Risk Management	-	2,455.23	2,455.23	3,000.00	544.77	81.84%
Tax Assessor / Collector	-	27,982.56	68,908.12	123,700.00	54,791.88	55.71%
Elections Administration	2,380.00	-	393,801.06	2,759,024.00	2,365,222.94	14.27%
Information Technology	1,288,693.21	2,249,382.30	4,532,014.57	16,024,353.00	11,492,338.43	28.28%
Human Resources	-	372.33	372.33	790.00	417.67	47.13%
Purchasing	-	649.23	649.23	7,263.00	6,613.77	8.94%
Facilities	427.46	651,686.24	685,542.69	903,078.00	217,535.31	75.91%

**TARRANT COUNTY, TEXAS  
BUDGET REPORT  
FOR THE SIX (5) MONTHS ENDED 3/31/2023**

	CURRENT MONTH EXPENDITURES	ENCUMBRANCES AND COMMITMENTS	TOTAL EXPENDITURES ENCUMBRANCES & COMMITMENTS	TOTAL BUDGET	UNEXPENDED BUDGET	% BUDGET USED
<b>NON-DEBT CAPITAL (45100) (cont'd)</b>						
Sheriff	25,329.16	359,025.48	472,527.57	1,201,933.00	729,405.43	39.31%
Sheriff - Confinement	-	-	56,844.98	61,370.00	4,525.02	92.63%
Constable Precinct 1	-	-	4,440.40	4,708.00	267.60	94.32%
Constable Precinct 2	10,280.20	11,178.13	21,458.33	42,600.00	21,141.67	50.37%
Constable Precinct 3	17,853.98	7,345.98	25,199.96	33,000.00	7,800.04	76.36%
Constable Precinct 4	15,295.39	35,104.61	50,400.00	50,400.00	-	100.00%
Constable Precinct 5	-	36,000.67	36,000.67	46,380.00	10,379.33	77.62%
Constable Precinct 6	-	29,347.66	29,347.66	51,350.00	22,002.34	57.15%
Constable Precinct 7	-	43,200.11	43,200.11	43,320.00	119.89	99.72%
Constable Precinct 8	-	53,998.24	53,998.24	64,570.00	10,571.76	83.63%
Medical Examiner	3,600.00	-	39,934.08	368,755.00	328,820.92	10.83%
Community Supervision	-	1,096.82	8,838.22	24,452.00	15,613.78	36.15%
Juvenile Services	-	21,722.55	49,735.30	92,539.00	42,803.70	53.75%
Buildings	227,241.18	2,994,032.28	3,597,240.31	74,794,838.00	71,197,597.69	4.81%
322ND District Court	-	2,320.89	2,320.89	3,000.00	679.11	77.36%
324TH District Court	-	1,327.54	1,327.54	1,750.00	422.46	75.86%
360TH District Court	-	3,223.85	3,223.85	3,300.00	76.15	97.69%
Criminal Court Administration	6,685.48	2,273.04	12,168.37	65,050.00	52,881.63	18.71%
Grand Jury	-	-	-	5,400.00	5,400.00	0.00%
Probate Court 1	-	1,879.48	1,879.48	1,900.00	20.52	98.92%
Justice of the Peace Pct 1	1,590.00	-	5,928.60	6,024.00	95.40	98.42%
Justice of the Peace Pct 5	-	-	-	472.00	472.00	0.00%
Justice of the Peace Pct 6	-	974.61	974.61	1,500.00	525.39	64.97%
Justice of the Peace Pct 7	872.50	-	872.50	877.00	4.50	99.49%
Crim District Attorney	-	6,258.90	6,258.90	61,625.00	55,366.10	10.16%
District Clerk	-	-	6,475.48	8,000.00	1,524.52	80.94%
County Clerk	9,248.04	15,669.46	44,128.08	82,608.00	38,479.92	53.42%
Domestic Relations	-	-	13,394.97	14,933.00	1,538.03	89.70%
Jury Services	-	-	-	1,500.00	1,500.00	0.00%
Courts / Judiciary	-	-	-	42,745.00	42,745.00	0.00%
Texas AgriLife Extension	-	-	339.00	339.00	-	100.00%
Historical Commission	-	-	-	171,400.00	171,400.00	0.00%
Commissioner Precinct 1	-	1,142,788.54	1,375,248.00	3,078,118.00	1,702,870.00	44.68%
Commissioner Precinct 2	37,590.00	395,576.95	455,966.35	4,274,889.00	3,818,922.65	10.67%
Commissioner Precinct 3	968.00	392,558.57	395,261.57	581,560.00	186,298.43	67.97%
Commissioner Precinct 4	12,817.01	774,192.54	1,710,129.54	2,802,953.00	1,092,823.46	61.01%
Transportation	4,925.00	776,039.00	863,773.57	916,353.00	52,579.43	94.26%
<b>FUND TOTAL</b>	<b>\$ 1,665,796.61</b>	<b>\$ 10,090,819.56</b>	<b>\$ 15,126,001.46</b>	<b>\$ 114,282,109.00</b>	<b>\$ 99,156,107.54</b>	<b>13.24%</b>
<b>CAPITAL REPLACEMENT FUND (NON-DEBT) (45400)</b>						
Non-Departmental	-	-	-	505,206.00	505,206.00	0.00%
Information Technology	71,291.04	703,084.01	1,328,355.76	19,778,429.00	18,450,073.24	6.72%
Facilities	-	-	-	37,004,788.00	37,004,788.00	0.00%
Buildings	-	-	-	9,500,000.00	9,500,000.00	0.00%
Transportation	34,990.00	5,477,022.00	5,512,012.00	7,013,175.00	1,501,163.00	78.60%
<b>FUND TOTAL</b>	<b>\$ 106,281.04</b>	<b>\$ 6,180,106.01</b>	<b>\$ 6,840,367.76</b>	<b>\$ 73,801,598.00</b>	<b>\$ 66,961,230.24</b>	<b>9.27%</b>
<b>COURT FACILITY (45500)</b>						
Facilities	-	118,130.00	118,130.00	1,164,975.00	1,046,845.00	10.14%
<b>FUND TOTAL</b>	<b>\$ -</b>	<b>\$ 118,130.00</b>	<b>\$ 118,130.00</b>	<b>\$ 1,164,975.00</b>	<b>\$ 1,046,845.00</b>	<b>10.14%</b>
<b>2006 BOND ELECTION-BUILDINGS (47600)</b>						
Non-Departmental	-	-	-	526,242.00	526,242.00	0.00%
Buildings	-	254,544.00	271,810.00	1,320,000.00	1,048,190.00	20.59%
<b>FUND TOTAL</b>	<b>\$ -</b>	<b>\$ 254,544.00</b>	<b>\$ 271,810.00</b>	<b>\$ 1,846,242.00</b>	<b>\$ 1,574,432.00</b>	<b>14.72%</b>

**TARRANT COUNTY, TEXAS  
BUDGET REPORT  
FOR THE SIX (5) MONTHS ENDED 3/31/2023**

	<b>CURRENT MONTH EXPENDITURES</b>	<b>ENCUMBRANCES AND COMMITMENTS</b>	<b>TOTAL EXPENDITURES ENCUMBRANCES &amp; COMMITMENTS</b>	<b>TOTAL BUDGET</b>	<b>UNEXPENDED BUDGET</b>	<b>% BUDGET USED</b>
<b>2006 BOND ELECTION-TRANSPORTATION (47700)</b>						
Non-Departmental Transportation	- 385,060.08	- 3,972,065.09	- 4,357,125.17	10,000.00 16,104,681.00	10,000.00 11,747,555.83	0.00% 27.06%
<b>FUND TOTAL</b>	<b><u>\$ 385,060.08</u></b>	<b><u>\$ 3,972,065.09</u></b>	<b><u>\$ 4,357,125.17</u></b>	<b><u>\$ 16,114,681.00</u></b>	<b><u>\$ 11,757,555.83</u></b>	<b><u>27.04%</u></b>
<b>2021 BOND ELECTION-TRANSPORTATION (47800)</b>						
Non-Departmental Transportation	- -	- 30,664,229.52	- 30,664,229.52	3,510,000.00 225,397,531.00	3,510,000.00 194,733,301.48	0.00% 13.60%
<b>FUND TOTAL</b>	<b><u>\$ -</u></b>	<b><u>\$ 30,664,229.52</u></b>	<b><u>\$ 30,664,229.52</u></b>	<b><u>\$ 228,907,531.00</u></b>	<b><u>\$ 198,243,301.48</u></b>	<b><u>13.40%</u></b>
<b>RESOURCE CONNECTION (51100)</b>						
Non-Departmental Resource Connection	- 327,256.23	- 676,160.19	- 2,106,289.46	1,365,782.00 4,068,978.00	1,365,782.00 1,962,688.54	0.00% 51.76%
<b>FUND TOTAL</b>	<b><u>\$ 327,256.23</u></b>	<b><u>\$ 676,160.19</u></b>	<b><u>\$ 2,106,289.46</u></b>	<b><u>\$ 5,434,760.00</u></b>	<b><u>\$ 3,328,470.54</u></b>	<b><u>38.76%</u></b>
<b>OIL &amp; GAS ROYALTY (51200)</b>						
Resource Connection	-	-	-	1,783,762.00	1,783,762.00	0.00%
<b>FUND TOTAL</b>	<b><u>\$ -</u></b>	<b><u>\$ -</u></b>	<b><u>\$ -</u></b>	<b><u>\$ 1,783,762.00</u></b>	<b><u>\$ 1,783,762.00</u></b>	<b><u>0.00%</u></b>
<b>SELF INSURANCE (61500)</b>						
Self Insurance	7,290.49	76,871.53	335,594.00	12,148,361.00	11,812,767.00	2.76%
<b>FUND TOTAL</b>	<b><u>\$ 7,290.49</u></b>	<b><u>\$ 76,871.53</u></b>	<b><u>\$ 335,594.00</u></b>	<b><u>\$ 12,148,361.00</u></b>	<b><u>\$ 11,812,767.00</u></b>	<b><u>2.76%</u></b>
<b>WORKERS COMPENSATION/ SELF INSURANCE (61900)</b>						
Self Insurance	393,979.43	55,574.50	1,932,826.56	8,997,423.00	7,064,596.44	21.48%
<b>FUND TOTAL</b>	<b><u>\$ 393,979.43</u></b>	<b><u>\$ 55,574.50</u></b>	<b><u>\$ 1,932,826.56</u></b>	<b><u>\$ 8,997,423.00</u></b>	<b><u>\$ 7,064,596.44</u></b>	<b><u>21.48%</u></b>
<b>COUNTY CLERK PROFESSIONAL LIABILITY (62100)</b>						
County Clerk	-	-	-	732,561.00	732,561.00	0.00%
<b>FUND TOTAL</b>	<b><u>\$ -</u></b>	<b><u>\$ -</u></b>	<b><u>\$ -</u></b>	<b><u>\$ 732,561.00</u></b>	<b><u>\$ 732,561.00</u></b>	<b><u>0.00%</u></b>
<b>DISTRICT CLERK PROFESSIONAL LIABILITY (62200)</b>						
District Clerk	-	-	-	558,483.00	558,483.00	0.00%
<b>FUND TOTAL</b>	<b><u>\$ -</u></b>	<b><u>\$ -</u></b>	<b><u>\$ -</u></b>	<b><u>\$ 558,483.00</u></b>	<b><u>\$ 558,483.00</u></b>	<b><u>0.00%</u></b>
<b>EMPLOYEE GROUP INSURANCE- MEDICAL (65100)</b>						
Non-Departmental Self Insurance	851.71 7,541,476.22	0.99 -	172,865.78 44,853,283.99	23,908,000.00 98,262,809.00	23,735,134.22 53,409,525.01	0.72% 45.65%
<b>FUND TOTAL</b>	<b><u>\$ 7,542,327.93</u></b>	<b><u>\$ 0.99</u></b>	<b><u>\$ 45,026,149.77</u></b>	<b><u>\$ 122,170,809.00</u></b>	<b><u>\$ 77,144,659.23</u></b>	<b><u>36.86%</u></b>

**TARRANT COUNTY, TEXAS  
BUDGET REPORT  
FOR THE SIX (5) MONTHS ENDED 3/31/2023**

	<b>CURRENT MONTH EXPENDITURES</b>	<b>ENCUMBRANCES AND COMMITMENTS</b>	<b>TOTAL EXPENDITURES ENCUMBRANCES &amp; COMMITMENTS</b>	<b>TOTAL BUDGET</b>	<b>UNEXPENDED BUDGET</b>	<b>% BUDGET USED</b>
<b>AMERICAN RESCUE PLAN ACT (CARPA)</b>						
Prepare for the Future	151,713.69	10,647,262.11	30,319,203.05	103,048,740.00	72,729,536.95	29.42%
Improve Public Health & Wellness	147,944.07	6,457,537.87	24,277,980.02	35,499,893.00	11,221,912.98	68.39%
Revitalize the Economy	-	4,041,000.00	4,041,000.00	30,888,077.00	26,847,077.00	13.08%
Strengthen the Community	117,748.14	12,988,305.44	13,736,593.22	48,841,423.00	35,104,829.78	28.12%
<b>FUND TOTAL</b>	<b>\$ 417,405.90</b>	<b>\$ 34,134,105.42</b>	<b>\$ 72,374,776.29</b>	<b>\$ 218,278,133.00</b>	<b>\$ 145,903,356.71</b>	<b>33.16%</b>
<b>CRIMINAL DISTRICT ATTORNEY RESTITUTION COLLECTION FEE (D6200)</b>						
District Attorney	-	-	-	15,149.00	15,149.00	0.00%
<b>FUND TOTAL</b>	<b>\$ -</b>	<b>\$ -</b>	<b>\$ -</b>	<b>\$ 15,149.00</b>	<b>\$ 15,149.00</b>	<b>0.00%</b>
<b>CRIMINAL DISTRICT ATTORNEY STATE FORFEITURE (D8700)</b>						
Criminal District Attorney	19,516.55	43,893.58	317,479.88	1,136,996.00	819,516.12	27.92%
<b>FUND TOTAL</b>	<b>\$ 19,516.55</b>	<b>\$ 43,893.58</b>	<b>\$ 317,479.88</b>	<b>\$ 1,136,996.00</b>	<b>\$ 819,516.12</b>	<b>27.92%</b>
<b>CRIMINAL DISTRICT ATTORNEY FEDERAL FORFEITURE JUSTICE FUNDS (D8800)</b>						
Criminal District Attorney	-	18,126.19	24,710.97	94,588.00	69,877.03	26.12%
<b>FUND TOTAL</b>	<b>\$ -</b>	<b>\$ 18,126.19</b>	<b>\$ 24,710.97</b>	<b>\$ 94,588.00</b>	<b>\$ 69,877.03</b>	<b>26.12%</b>
<b>8TH ADMIN JUDICIAL REGION (G1100)</b>						
8TH Admin Judicial Region	11,288.70	941.35	65,770.04	139,709.00	73,938.96	47.08%
<b>FUND TOTAL</b>	<b>\$ 11,288.70</b>	<b>\$ 941.35</b>	<b>\$ 65,770.04</b>	<b>\$ 139,709.00</b>	<b>\$ 73,938.96</b>	<b>47.08%</b>
<b>SHERIFF'S INMATE COMMISSARY (S8700)</b>						
Sheriff - Confinement	324,731.83	69,998.21	1,878,311.06	6,195,073.00	4,316,761.94	30.32%
<b>FUND TOTAL</b>	<b>\$ 324,731.83</b>	<b>\$ 69,998.21</b>	<b>\$ 1,878,311.06</b>	<b>\$ 6,195,073.00</b>	<b>\$ 4,316,761.94</b>	<b>30.32%</b>
<b>COMBINED NARCOTICS ENFORCEMENT TEAM (S9300)</b>						
Sheriff	31,592.65	43,686.88	196,371.05	610,000.00	413,628.95	32.19%
<b>FUND TOTAL</b>	<b>\$ 31,592.65</b>	<b>\$ 43,686.88</b>	<b>\$ 196,371.05</b>	<b>\$ 610,000.00</b>	<b>\$ 413,628.95</b>	<b>32.19%</b>
<b>SHERIFF FEDERAL FORFEITURE-TREASURY (S9500)</b>						
Sheriff	12,383.28	17,316.03	94,612.36	111,100.00	16,487.64	85.16%
<b>FUND TOTAL</b>	<b>\$ 12,383.28</b>	<b>\$ 17,316.03</b>	<b>\$ 94,612.36</b>	<b>\$ 111,100.00</b>	<b>\$ 16,487.64</b>	<b>85.16%</b>
<b>SHERIFF DRUG FORFEITURE-NON DEA (S9600)</b>						
Sheriff	-	-	7,543.79	227,609.00	220,065.21	3.31%
<b>FUND TOTAL</b>	<b>\$ -</b>	<b>\$ -</b>	<b>\$ 7,543.79</b>	<b>\$ 227,609.00</b>	<b>\$ 220,065.21</b>	<b>3.31%</b>
<b>SHERIFF FEDERAL FORFEITURE-JUSTICE (S9700)</b>						
Sheriff	564.97	-	1,698.64	198,206.00	196,507.36	0.86%
<b>FUND TOTAL</b>	<b>\$ 564.97</b>	<b>\$ -</b>	<b>\$ 1,698.64</b>	<b>\$ 198,206.00</b>	<b>\$ 196,507.36</b>	<b>0.86%</b>

**TARRANT COUNTY, TEXAS  
BUDGET REPORT  
FOR THE SIX (5) MONTHS ENDED 3/31/2023**

	<u>CURRENT MONTH EXPENDITURES</u>	<u>ENCUMBRANCES AND COMMITMENTS</u>	<u>TOTAL EXPENDITURES ENCUMBRANCES &amp; COMMITMENTS</u>	<u>TOTAL BUDGET</u>	<u>UNEXPENDED BUDGET</u>	<u>% BUDGET USED</u>
<b>PUBLIC HEALTH (T0400)</b>						
<b>T0400-2023 Public Health</b>						
Buildings	10,313.14	744.00	54,015.53	174,205.00	120,189.47	31.01%
Public Health	1,209,929.99	561,697.41	7,735,412.12	21,101,954.00	13,366,541.88	36.66%
<b>T0410-2023 Public Health - Cash Match</b>						
Public Health	32,768.32	-	213,820.79	700,000.00	486,179.21	30.55%
<b>T0420-2023 Public Health-Operating Subsidy</b>						
Public Health	178,614.29	13,067.70	226,543.36	1,533,000.00	1,306,456.64	14.78%
<b>T0450-2023 Public Health 1115 Wavner</b>						
Non-Departmental	-	-	-	29,461,093.00	29,461,093.00	0.00%
Public Health	202,689.45	63,529.19	4,248,542.36	6,705,761.00	2,457,218.64	63.36%
<b>FUND TOTAL</b>	<u><b>\$ 1,634,315.19</b></u>	<u><b>\$ 639,038.30</b></u>	<u><b>\$ 12,478,334.16</b></u>	<u><b>\$ 59,676,013.00</b></u>	<u><b>\$ 47,197,678.84</b></u>	<u><b>20.91%</b></u>
<b>SECTION 125 FORFEITURES (T0500)</b>						
Self Insurance	30,040.38	96,550.59	216,148.37	1,498,674.00	1,282,525.63	14.42%
<b>FUND TOTAL</b>	<u><b>\$ 30,040.38</b></u>	<u><b>\$ 96,550.59</b></u>	<u><b>\$ 216,148.37</b></u>	<u><b>\$ 1,498,674.00</b></u>	<u><b>\$ 1,282,525.63</b></u>	<u><b>14.42%</b></u>
<b>CHILDREN'S HOME FUND (T0600)</b>						
Juvenile Services	-	-	20.98	71,407.00	71,386.02	0.03%
<b>FUND TOTAL</b>	<u><b>\$ -</b></u>	<u><b>\$ -</b></u>	<u><b>\$ 20.98</b></u>	<u><b>\$ 71,407.00</b></u>	<u><b>\$ 71,386.02</b></u>	<u><b>0.03%</b></u>
<b>BAIL BOND BOARD (T0700)</b>						
Non-Departmental	-	-	1,310.00	10,730.00	9,420.00	12.21%
<b>FUND TOTAL</b>	<u><b>\$ -</b></u>	<u><b>\$ -</b></u>	<u><b>\$ 1,310.00</b></u>	<u><b>\$ 10,730.00</b></u>	<u><b>\$ 9,420.00</b></u>	<u><b>12.21%</b></u>
<b>TDRPS - TITLE IVE (T0800)</b>						
Child Protective Services	8,965.16	771.00	18,920.67	120,454.00	101,533.33	15.71%
<b>FUND TOTAL</b>	<u><b>\$ 8,965.16</b></u>	<u><b>\$ 771.00</b></u>	<u><b>\$ 18,920.67</b></u>	<u><b>\$ 120,454.00</b></u>	<u><b>\$ 101,533.33</b></u>	<u><b>15.71%</b></u>
<b>CONSTABLE FORFEITURE (T0900)</b>						
Constable Precinct 7	-	-	-	20,124.00	20,124.00	0.00%
<b>FUND TOTAL</b>	<u><b>\$ -</b></u>	<u><b>\$ -</b></u>	<u><b>\$ -</b></u>	<u><b>\$ 20,124.00</b></u>	<u><b>\$ 20,124.00</b></u>	<u><b>0.00%</b></u>
<b>JUVENILE PROBATION DISTRICT (T1000)</b>						
Juvenile Services	874.26	1,732.79	6,579.58	246,839.00	240,259.42	2.67%
<b>FUND TOTAL</b>	<u><b>\$ 874.26</b></u>	<u><b>\$ 1,732.79</b></u>	<u><b>\$ 6,579.58</b></u>	<u><b>\$ 246,839.00</b></u>	<u><b>\$ 240,259.42</b></u>	<u><b>2.67%</b></u>
<b>UNCLAIMED JUVENILE RESTITUTION (T1100)</b>						
Juvenile Services	51.21	-	115.67	11,618.00	11,502.33	1.00%
<b>FUND TOTAL</b>	<u><b>\$ 51.21</b></u>	<u><b>\$ -</b></u>	<u><b>\$ 115.67</b></u>	<u><b>\$ 11,618.00</b></u>	<u><b>\$ 11,502.33</b></u>	<u><b>1.00%</b></u>

**TARRANT COUNTY, TEXAS  
BUDGET REPORT  
FOR THE SIX (5) MONTHS ENDED 3/31/2023**

	<u>CURRENT MONTH EXPENDITURES</u>	<u>ENCUMBRANCES AND COMMITMENTS</u>	<u>TOTAL EXPENDITURES ENCUMBRANCES &amp; COMMITMENTS</u>	<u>TOTAL BUDGET</u>	<u>UNEXPENDED BUDGET</u>	<u>% BUDGET USED</u>
<b>DEFERRED PROSECUTION PROGRAM (T1300)</b>						
Criminal District Attorney	2,771.20	351.49	8,782.84	19,040.00	10,257.16	46.13%
FUND TOTAL	<u>\$ 2,771.20</u>	<u>\$ 351.49</u>	<u>\$ 8,782.84</u>	<u>\$ 19,040.00</u>	<u>\$ 10,257.16</u>	<u>46.13%</u>
<b>HISTORICAL COMMISSION (T2000)</b>						
Historical Commission	-	-	-	4,382.00	4,382.00	0.00%
FUND TOTAL	<u>\$ -</u>	<u>\$ -</u>	<u>\$ -</u>	<u>\$ 4,382.00</u>	<u>\$ 4,382.00</u>	<u>0.00%</u>
<b>HISTORICAL COMMISSION ARCHIVES (T2100)</b>						
Historical Commission	-	-	-	18,858.00	18,858.00	0.00%
FUND TOTAL	<u>\$ -</u>	<u>\$ -</u>	<u>\$ -</u>	<u>\$ 18,858.00</u>	<u>\$ 18,858.00</u>	<u>0.00%</u>
<b>CEMETERY FUND (T2300)</b>						
Historical Commission	-	-	-	42,010.00	42,010.00	0.00%
FUND TOTAL	<u>\$ -</u>	<u>\$ -</u>	<u>\$ -</u>	<u>\$ 42,010.00</u>	<u>\$ 42,010.00</u>	<u>0.00%</u>
<b>UNCLAIMED ELECTRIC COOP CREDITS (T2600)</b>						
Non-Departmental	-	-	-	1,916,692.00	1,916,692.00	0.00%
FUND TOTAL	<u>\$ -</u>	<u>\$ -</u>	<u>\$ -</u>	<u>\$ 1,916,692.00</u>	<u>\$ 1,916,692.00</u>	<u>0.00%</u>
<b>FIRE MARSHAL CODE (T2900)</b>						
Fire Marshal	877.32	1,950.65	7,537.53	646,189.00	638,651.47	1.17%
FUND TOTAL	<u>\$ 877.32</u>	<u>\$ 1,950.65</u>	<u>\$ 7,537.53</u>	<u>\$ 646,189.00</u>	<u>\$ 638,651.47</u>	<u>1.17%</u>
<b>DISTRICT ATTORNEY JPS CONTRACT (T3000)</b>						
Criminal District Attorney	57,838.75	0.01	325,268.27	677,804.00	352,535.73	47.99%
FUND TOTAL	<u>\$ 57,838.75</u>	<u>\$ 0.01</u>	<u>\$ 325,268.27</u>	<u>\$ 677,804.00</u>	<u>\$ 352,535.73</u>	<u>47.99%</u>
<b>EMERGENCY SERVICES DISTRICT (T3100)</b>						
Fire Marshal	7,524.59	-	42,059.31	86,100.00	44,040.69	48.85%
FUND TOTAL	<u>\$ 7,524.59</u>	<u>\$ -</u>	<u>\$ 42,059.31</u>	<u>\$ 86,100.00</u>	<u>\$ 44,040.69</u>	<u>48.85%</u>
<b>CSCD BOND SUPERVISION UNIT (T3300)</b>						
Community Supervision	438,910.16	90,448.08	2,601,598.96	5,475,000.00	2,873,401.04	47.52%
FUND TOTAL	<u>\$ 438,910.16</u>	<u>\$ 90,448.08</u>	<u>\$ 2,601,598.96</u>	<u>\$ 5,475,000.00</u>	<u>\$ 2,873,401.04</u>	<u>47.52%</u>
<b>CRIMINAL COURTS DRUG PROGRAM (T3400)</b>						
Criminal Court Administration	1,384.00	10,000.00	19,598.27	24,384.00	4,785.73	80.37%
FUND TOTAL	<u>\$ 1,384.00</u>	<u>\$ 10,000.00</u>	<u>\$ 19,598.27</u>	<u>\$ 24,384.00</u>	<u>\$ 4,785.73</u>	<u>80.37%</u>

**TARRANT COUNTY, TEXAS  
BUDGET REPORT  
FOR THE SIX (5) MONTHS ENDED 3/31/2023**

	<u>CURRENT MONTH EXPENDITURES</u>	<u>ENCUMBRANCES AND COMMITMENTS</u>	<u>TOTAL EXPENDITURES ENCUMBRANCES &amp; COMMITMENTS</u>	<u>TOTAL BUDGET</u>	<u>UNEXPENDED BUDGET</u>	<u>% BUDGET USED</u>
<b>MEDICAL EXAMINER CONFERENCE (T3700)</b>						
Medical Examiner	-	-	-	26,274.00	26,274.00	0.00%
FUND TOTAL	<u>\$ -</u>	<u>\$ -</u>	<u>\$ -</u>	<u>\$ 26,274.00</u>	<u>\$ 26,274.00</u>	<u>0.00%</u>
<b>PMC INSURED - 340B (T4100)</b>						
Public Health	1,363,752.59	1,011,200.32	7,337,366.24	22,074,353.00	14,736,986.76	33.24%
FUND TOTAL	<u>\$ 1,363,752.59</u>	<u>\$ 1,011,200.32</u>	<u>\$ 7,337,366.24</u>	<u>\$ 22,074,353.00</u>	<u>\$ 14,736,986.76</u>	<u>33.24%</u>
<b>MISCELLANEOUS DONATIONS - JUVENILE PROBATION (T5200)</b>						
Juvenile Services	574.13	116.31	2,313.67	22,677.00	20,363.33	10.20%
FUND TOTAL	<u>\$ 574.13</u>	<u>\$ 116.31</u>	<u>\$ 2,313.67</u>	<u>\$ 22,677.00</u>	<u>\$ 20,363.33</u>	<u>10.20%</u>
<b>DONATIONS EMERGENCY MANAGEMENT (T5350)</b>						
County Administrator	-	-	-	7,440.00	7,440.00	0.00%
FUND TOTAL	<u>\$ -</u>	<u>\$ -</u>	<u>\$ -</u>	<u>\$ 7,440.00</u>	<u>\$ 7,440.00</u>	<u>0.00%</u>
<b>MISCELLANEOUS DONATIONS - HUMAN SERVICES (T5600)</b>						
Human Services	(159.72)	-	9,547.86	34,819.00	25,271.14	27.42%
FUND TOTAL	<u>\$ (159.72)</u>	<u>\$ -</u>	<u>\$ 9,547.86</u>	<u>\$ 34,819.00</u>	<u>\$ 25,271.14</u>	<u>27.42%</u>
<b>MISCELLANEOUS DONATIONS - HUMAN SERVICES-RELIANT (T5640)</b>						
Human Services	-	-	2,346.76	30,939.00	28,592.24	7.59%
FUND TOTAL	<u>\$ -</u>	<u>\$ -</u>	<u>\$ 2,346.76</u>	<u>\$ 30,939.00</u>	<u>\$ 28,592.24</u>	<u>7.59%</u>
<b>MISCELLANEOUS DONATIONS - HUMAN SERVICES-CIRRO (T5642)</b>						
Human Services	-	-	511.53	1,034.00	522.47	49.47%
FUND TOTAL	<u>\$ -</u>	<u>\$ -</u>	<u>\$ 511.53</u>	<u>\$ 1,034.00</u>	<u>\$ 522.47</u>	<u>49.47%</u>
<b>MISCELLANEOUS DONATIONS - HUMAN SERVICES-DIRECT ENERGY (T5646)</b>						
Human Services	-	-	-	10,000.00	10,000.00	0.00%
FUND TOTAL	<u>\$ -</u>	<u>\$ -</u>	<u>\$ -</u>	<u>\$ 10,000.00</u>	<u>\$ 10,000.00</u>	<u>0.00%</u>
<b>MISCELLANEOUS DONATIONS - CPS (T5700)</b>						
Child Protective Services	449.00	-	6,108.23	50,160.00	44,051.77	12.18%
FUND TOTAL	<u>\$ 449.00</u>	<u>\$ -</u>	<u>\$ 6,108.23</u>	<u>\$ 50,160.00</u>	<u>\$ 44,051.77</u>	<u>12.18%</u>

**TARRANT COUNTY, TEXAS  
BUDGET REPORT  
FOR THE SIX (5) MONTHS ENDED 3/31/2023**

	<u>CURRENT MONTH EXPENDITURES</u>	<u>ENCUMBRANCES AND COMMITMENTS</u>	<u>TOTAL EXPENDITURES ENCUMBRANCES &amp; COMMITMENTS</u>	<u>TOTAL BUDGET</u>	<u>UNEXPENDED BUDGET</u>	<u>% BUDGET USED</u>
<b>MISCELLANEOUS DONATIONS - HEALTH DEPT (T5800)</b>						
Public Health	-	-	-	31,402.00	31,402.00	0.00%
FUND TOTAL	<u>\$ -</u>	<u>\$ -</u>	<u>\$ -</u>	<u>\$ 31,402.00</u>	<u>\$ 31,402.00</u>	<u>0.00%</u>
<b>MISCELLANEOUS DONATIONS - VETERAN COURT PROGRAM (T5960)</b>						
Veterans Diversion Court	-	-	1,132.50	13,727.00	12,594.50	8.25%
FUND TOTAL	<u>\$ -</u>	<u>\$ -</u>	<u>\$ 1,132.50</u>	<u>\$ 13,727.00</u>	<u>\$ 12,594.50</u>	<u>8.25%</u>
<b>MISCELLANEOUS DONATIONS - FAMILY COURT SERVICES (T6000)</b>						
Domestic Relations	-	-	-	6,902.00	6,902.00	0.00%
FUND TOTAL	<u>\$ -</u>	<u>\$ -</u>	<u>\$ -</u>	<u>\$ 6,902.00</u>	<u>\$ 6,902.00</u>	<u>0.00%</u>
<b>MISCELLANEOUS DONATIONS - CRCG (T6100)</b>						
Public Assistance	1,630.84	-	8,319.96	43,076.00	34,756.04	19.31%
FUND TOTAL	<u>\$ 1,630.84</u>	<u>\$ -</u>	<u>\$ 8,319.96</u>	<u>\$ 43,076.00</u>	<u>\$ 34,756.04</u>	<u>19.31%</u>
<b>MISCELLANEOUS DONATIONS - PEACE OFFICER MEMORIAL (T6200)</b>						
Buildings	-	-	-	100,021.00	100,021.00	0.00%
FUND TOTAL	<u>\$ -</u>	<u>\$ -</u>	<u>\$ -</u>	<u>\$ 100,021.00</u>	<u>\$ 100,021.00</u>	<u>0.00%</u>
<b>ATTF RENTAL ASSOC DONATION (T6500)</b>						
Sheriff	-	-	-	280.00	280.00	0.00%
FUND TOTAL	<u>\$ -</u>	<u>\$ -</u>	<u>\$ -</u>	<u>\$ 280.00</u>	<u>\$ 280.00</u>	<u>0.00%</u>
<b>SHERIFF'S EMPLOYEE RECOGNITION AND AWARD (T7000)</b>						
Sheriff	-	-	-	1,456.00	1,456.00	0.00%
FUND TOTAL	<u>\$ -</u>	<u>\$ -</u>	<u>\$ -</u>	<u>\$ 1,456.00</u>	<u>\$ 1,456.00</u>	<u>0.00%</u>
<b>CONTRACT ELECTIONS (T7100)</b>						
Elections Administration	15,256.49	87,565.00	106,716.82	1,423,885.00	1,317,168.18	7.49%
FUND TOTAL	<u>\$ 15,256.49</u>	<u>\$ 87,565.00</u>	<u>\$ 106,716.82</u>	<u>\$ 1,423,885.00</u>	<u>\$ 1,317,168.18</u>	<u>7.49%</u>
<b>ELECTIONS CHAPTER 19 (T7300)</b>						
Elections Administration	-	581.52	581.52	522,541.00	521,959.48	0.11%
FUND TOTAL	<u>\$ -</u>	<u>\$ 581.52</u>	<u>\$ 581.52</u>	<u>\$ 522,541.00</u>	<u>\$ 521,959.48</u>	<u>0.11%</u>
<b>OPIOID EPIDEMIC SETTLEMENT (T8500)</b>						
Non-Departmental	-	-	-	521,816.00	521,816.00	0.00%
FUND TOTAL	<u>\$ -</u>	<u>\$ -</u>	<u>\$ -</u>	<u>\$ 521,816.00</u>	<u>\$ 521,816.00</u>	<u>0.00%</u>