

COUNTY AUDITOR

TARRANT COUNTY FINANCIAL STATEMENTS
FOR THE MONTH OF NOVEMBER 2022



TARRANT COUNTY, TEXAS



TARRANT COUNTY
TARRANT COUNTY ADMINISTRATION BUILDING - ROOM 506
100 E. WEATHERFORD
FORT WORTH, TEXAS 76196-0103
817/884-1205
Fax 817/884-1104

S. RENEE TIDWELL, CPA
COUNTY AUDITOR
rtidwell@tarrantcounty.com

KIM BUCHANAN, CPA
FIRST ASSISTANT COUNTY AUDITOR
kimbuchanan@tarrantcounty.com

May 2, 2023

The Honorable District Judges
The Honorable Commissioners Court
Tarrant County, Texas

RE: County Auditor's November 2022 Financial Reports

I herewith submit the financial report of Tarrant County, Texas as of and for the two months ending November 30, 2022.

If you have any questions concerning this report or the financial well-being of the County, please call.

Sincerely,

S. Renée Tidwell, CPA
County Auditor

TARRANT COUNTY, TEXAS
COMBINED BALANCE SHEET
GOVERNMENTAL FUNDS
AS OF 11/30/2022

<u>COMBINED TOTAL</u>		<u>GENERAL</u>	<u>ROAD & BRIDGE</u>	<u>DEBT SERVICE</u>
ASSETS				
\$1,043,972,264.18	CASH AND INVESTMENTS	\$166,387,163.63	\$14,816,297.21	\$5,354,931.49
521,367,456.13	TAXES RECEIVABLE (NET)	481,440,427.32	1,463.68	39,925,565.13
17,957,208.82	OTHER RECEIVABLES (NET)	2,273,934.63	77,808.99	0.00
3,894,321.09	FEE OFFICE RECEIVABLE	3,894,321.09	0.00	0.00
26,584,593.34	DUE FROM OTHER FUNDS	26,584,593.34	0.00	0.00
381,576.89	ADVANCE TO ENTERPRISE FUND	0.00	0.00	0.00
5,201,930.30	PREPAID EXPENSES AND INVENTORY	859,945.72	642,168.85	0.00
<u>\$1,619,359,350.75</u>	TOTAL ASSETS	<u>\$681,440,385.73</u>	<u>\$15,537,738.73</u>	<u>\$45,280,496.62</u>
LIABILITIES				
\$14,078,708.27	ACCOUNTS PAYABLE	\$4,765,740.22	\$590,544.72	\$0.00
40,782,400.88	OTHER LIABILITIES	\$35,212,402.25	953,096.09	0.00
26,584,593.34	DUE TO OTHER FUNDS	0.00	0.00	0.00
351,783,848.50	UNEARNED REVENUE	0.00	0.00	0.00
433,229,550.99	TOTAL LIABILITIES	39,978,142.47	1,543,640.81	0.00
DEFERRED INFLOWS OF RESOURCES				
521,367,456.13	UNAVAILABLE REVENUE - PROPERTY TAXES	481,440,427.32	1,463.68	39,925,565.13
3,894,321.09	UNAVAILABLE REVENUE - FEE OFFICE	3,894,321.09	0.00	0.00
6,030,300.07	UNAVAILABLE REVENUE - OTHER	0.00	0.00	0.00
938,198.73	DEFERRED LEASE INFLOW	938,198.73	0.00	0.00
532,230,276.02	TOTAL DEFERRED INFLOWS OF RESOURCES	486,272,947.14	1,463.68	39,925,565.13
FUND BALANCES				
<u>653,899,523.74</u>	FUND BALANCES	<u>155,189,296.12</u>	<u>13,992,634.24</u>	<u>5,354,931.49</u>
<u>653,899,523.74</u>	TOTAL FUND BALANCES	<u>155,189,296.12</u>	<u>13,992,634.24</u>	<u>5,354,931.49</u>
<u>\$1,619,359,350.75</u>	TOTAL LIABILITIES, DEFERRED INFLOWS OF RESOURCES, AND FUND BALANCES	<u>\$681,440,385.73</u>	<u>\$15,537,738.73</u>	<u>\$45,280,496.62</u>

CAPITAL PROJECTS	GRANT FUNDS	OTHER GOVERNMENTAL FUNDS
\$378,861,643.04	\$366,506,988.32	\$112,045,240.49
0.00	0.00	0.00
0.00	7,389,063.44	8,216,401.76
0.00	0.00	0.00
0.00	0.00	0.00
381,576.89	0.00	0.00
0.00	3,180,690.96	519,124.77
<u>\$379,243,219.93</u>	<u>\$377,076,742.72</u>	<u>\$120,780,767.02</u>

\$4,104,975.69	\$3,564,056.08	\$1,053,391.56
0.00	3,420,380.32	1,196,522.22
0.00	26,060,728.78	523,864.56
0.00	351,324,875.46	458,973.04
4,104,975.69	384,370,040.64	3,232,751.38

0.00	0.00	0.00
0.00	0.00	0.00
0.00	0.00	6,030,300.07
0.00	0.00	0.00
0.00	0.00	6,030,300.07

<u>375,138,244.24</u>	<u>(7,293,297.92)</u>	<u>111,517,715.57</u>
<u>375,138,244.24</u>	<u>(7,293,297.92)</u>	<u>111,517,715.57</u>
<u>\$379,243,219.93</u>	<u>\$377,076,742.72</u>	<u>\$120,780,767.02</u>

TARRANT COUNTY, TEXAS
COMBINED STATEMENT OF REVENUES AND EXPENDITURES
AND CHANGES IN FUND BALANCE
GOVERNMENTAL FUNDS
FOR THE TWO (2) MONTHS ENDED 11/30/2022

<u>COMBINED TOTAL</u>		<u>GENERAL</u>	<u>ROAD & BRIDGE</u>	<u>DEBT SERVICE</u>
REVENUES:				
\$46,522,407.65	TAXES, LICENSES AND PERMITS	\$42,958,310.96	\$0.00	\$3,538,730.58
12,033,709.19	FEES OF OFFICE	5,805,079.23	2,810,870.00	0.00
394,291.20	FINES	394,291.20	0.00	0.00
32,869,131.46	INTERGOVERNMENTAL	3,154,756.00	36,804.21	0.00
5,962,333.08	INVESTMENT INCOME	3,032,640.54	82,116.57	15,599.73
<u>1,890,853.05</u>	MISCELLANEOUS	<u>730,090.24</u>	<u>40,206.75</u>	<u>0.00</u>
99,672,725.63	TOTAL REVENUES	56,075,168.17	2,969,997.53	3,554,330.31
EXPENDITURES:				
CURRENT:				
27,887,614.14	GENERAL GOVERNMENT	25,944,694.82	694,489.50	0.00
30,728,140.07	PUBLIC SAFETY	27,851,316.03	0.00	0.00
33,994,869.51	JUDICIAL	32,080,560.12	0.00	0.00
31,981,657.70	COMMUNITY SERVICES	919,647.14	0.00	0.00
6,932,364.41	TRANSPORTATION	282,528.66	6,508,674.50	0.00
3,847,154.21	CAPITAL/CONSTRUCTION	0.00	0.00	0.00
<u>340,136.34</u>	DEBT SERVICE	<u>83,944.50</u>	<u>0.00</u>	<u>1,250.00</u>
<u>135,711,936.38</u>	TOTAL EXPENDITURES	<u>87,162,691.27</u>	<u>7,203,164.00</u>	<u>1,250.00</u>
(36,039,210.75)	EXCESS (DEFICIT) OF REVENUES OVER EXPENDITURES	(31,087,523.10)	(4,233,166.47)	3,553,080.31
OTHER FINANCING SOURCES (USES):				
20,020,775.64	OPERATING TRANSFERS IN	398,403.55	2,510,071.16	0.00
(30,020,775.64)	OPERATING TRANSFERS OUT	(29,622,372.09)	(208,202.95)	0.00
<u>112,998.98</u>	LEASES (AS LESSEE)	<u>0.00</u>	<u>0.00</u>	<u>0.00</u>
(45,926,211.77)	EXCESS (DEFICIT) OF REVENUES AND OPERATING TRANSFERS OVER EXPENDITURES	(60,311,491.64)	(1,931,298.26)	3,553,080.31
FUND BALANCES:				
<u>699,825,735.51</u>	BEGINNING OF PERIOD	<u>215,500,787.76</u>	<u>15,923,932.50</u>	<u>1,801,851.18</u>
<u>\$653,899,523.74</u>	END OF PERIOD	<u>\$155,189,296.12</u>	<u>\$13,992,634.24</u>	<u>\$5,354,931.49</u>

CAPITAL PROJECTS	GRANT FUNDS	OTHER GOVERNMENTAL FUNDS
\$0.00	\$0.00	\$25,366.11
128,031.01	144,020.15	3,145,708.80
0.00	0.00	0.00
0.00	29,542,545.42	135,025.83
2,095,559.42	128,222.48	608,194.34
82,078.15	42,372.25	996,105.66
2,305,668.58	29,857,160.30	4,910,400.74
0.00	644,969.11	603,460.71
0.00	1,397,551.41	1,479,272.63
0.00	1,369,697.58	544,611.81
0.00	25,762,218.86	5,299,791.70
0.00	141,161.25	0.00
3,347,361.54	356,023.65	143,769.02
0.00	217,178.14	37,763.70
3,347,361.54	29,888,800.00	8,108,669.57
(1,041,692.96)	(31,639.70)	(3,198,268.83)
16,217,620.50	0.00	894,680.43
0.00	0.00	(190,200.60)
0.00	31,639.70	81,359.28
15,175,927.54	0.00	(2,412,429.72)
359,962,316.70	(7,293,297.92)	113,930,145.29
\$375,138,244.24	(\$7,293,297.92)	\$111,517,715.57

TARRANT COUNTY, TEXAS
STATEMENT OF NET POSITION
PROPRIETARY FUNDS
AS OF 11/30/2022

<u>COMBINED TOTAL</u>		<u>ENTERPRISE</u>	<u>INTERNAL SERVICE</u>
ASSETS			
\$63,272,557.38	CASH AND INVESTMENTS	\$4,749,481.37	\$58,523,076.01
5,248,538.02	OTHER RECEIVABLES (NET)	3,533,461.07	1,715,076.95
393,075.00	PREPAID EXPENSES AND INVENTORY	7,075.00	386,000.00
<u>3,601,656.66</u>	FIXED ASSETS (NET)	<u>3,601,656.66</u>	<u>0.00</u>
<u>72,515,827.06</u>	TOTAL ASSETS	<u>11,891,674.10</u>	<u>60,624,152.96</u>
DEFERRED OUTFLOWS OF RESOURCES			
110,089.00	PENSION CONTRIBUTIONS AFTER MEASUREMENT DATE	110,089.00	0.00
5,462.00	DIFFERENCE IN EXPECTED & ACTUAL PENSION EXPERIENCE	5,462.00	0.00
175,908.00	CHANGES IN PENSION ASSUMPTIONS	175,908.00	0.00
1,280.00	DIFFERENCE IN EXPECTED & ACTUAL OPEB EXPERIENCE	1,280.00	0.00
83,322.00	CHANGES IN OPEB ASSUMPTIONS	83,322.00	0.00
<u>25,625.00</u>	OPEB CONTRIBUTIONS AFTER MEASUREMENT DATE	<u>25,625.00</u>	<u>0.00</u>
<u>401,686.00</u>	TOTAL DEFERRED OUTFLOWS OF RESOURCES	<u>401,686.00</u>	<u>0.00</u>
LIABILITIES			
553,248.84	ACCOUNTS PAYABLE	98,265.73	454,983.11
21,000,277.34	OTHER LIABILITIES	52,535.57	20,947,741.77
381,576.89	ADVANCE FROM CAPITAL PROJECTS FUND	381,576.89	0.00
158,680.97	UNEARNED REVENUE	45,049.94	113,631.03
69,472.00	NET PENSION LIABILITY	69,472.00	0.00
692,349.00	OTHER POST EMPLOYMENT BENEFIT LIABILITY	692,349.00	0.00
<u>117,329.13</u>	COMPENSATED ABSENCES	<u>117,329.13</u>	<u>0.00</u>
<u>22,972,934.17</u>	TOTAL LIABILITIES	<u>1,456,578.26</u>	<u>21,516,355.91</u>
DEFERRED INFLOWS OF RESOURCES			
14,257.00	DIFFERENCE IN EXPECTED & ACTUAL PENSION EXPERIENCE	14,257.00	0.00
583,380.00	DIFFERENCE IN PROJECTED & ACTUAL PENSION EARNINGS	583,380.00	0.00
14,112.00	CHANGES IN PENSION ASSUMPTIONS	14,112.00	0.00
96,257.00	DIFFERENCE IN EXPECTED & ACTUAL OPEB EXPERIENCE	96,257.00	0.00
68,462.00	CHANGES IN OPEB ASSUMPTIONS	68,462.00	0.00
<u>3,620,675.24</u>	DEFERRED LEASE INFLOW	<u>3,620,675.24</u>	<u>0.00</u>
<u>4,397,143.24</u>	TOTAL DEFERRED INFLOWS OF RESOURCES	<u>4,397,143.24</u>	<u>0.00</u>
NET POSITION			
<u>45,547,435.65</u>	NET POSITION	<u>6,439,638.60</u>	<u>39,107,797.05</u>
<u>\$45,547,435.65</u>	TOTAL NET POSITION	<u>\$6,439,638.60</u>	<u>\$39,107,797.05</u>

TARRANT COUNTY, TEXAS
COMBINED STATEMENT OF REVENUES, EXPENSES
AND CHANGES IN FUND NET POSITION
PROPRIETARY FUNDS
FOR THE TWO (2) MONTHS ENDED 11/30/2022

<u>COMBINED TOTAL</u>		<u>ENTERPRISE</u>	<u>INTERNAL SERVICE</u>
	OPERATING REVENUES:		
\$543,271.57	BUILDING RENTALS	\$543,271.57	\$0.00
4,000,274.72	USER FEES	0.00	4,000,274.72
9,740,286.34	COUNTY CONTRIBUTIONS	0.00	9,740,286.34
<u>218,792.39</u>	OTHER REVENUES	<u>16,390.68</u>	<u>202,401.71</u>
14,502,625.02	TOTAL OPERATING REVENUES	559,662.25	13,942,962.77
	OPERATING EXPENSES:		
200,243.10	PERSONNEL	200,243.10	0.00
123,410.76	BUILDING AND EQUIPMENT	122,712.68	698.08
50,076.23	DEPRECIATION AND AMORTIZATION	50,076.23	0.00
14,051,789.64	SELF INSURANCE CLAIMS	0.00	14,051,789.64
1,158,320.08	INSURANCE PREMIUMS	0.00	1,158,320.08
726,212.80	ADMINISTRATION	0.00	726,212.80
<u>188,904.98</u>	OTHER EXPENSES	<u>1,332.69</u>	<u>187,572.29</u>
<u>16,498,957.59</u>	TOTAL OPERATING EXPENSES	<u>374,364.70</u>	<u>16,124,592.89</u>
(1,996,332.57)	OPERATING INCOME (LOSS)	185,297.55	(2,181,630.12)
	NON-OPERATING REVENUE (EXPENSE):		
<u>346,053.43</u>	INTEREST INCOME	<u>29,505.86</u>	<u>316,547.57</u>
(1,650,279.14)	NET INCOME (LOSS) BEFORE TRANSFERS	214,803.41	(1,865,082.55)
	OPERATING TRANSFERS:		
10,000,000.00	OPERATING TRANSFERS IN	0.00	10,000,000.00
<u>0.00</u>	OPERATING TRANSFERS OUT	<u>0.00</u>	<u>0.00</u>
8,349,720.86	NET INCOME (LOSS)	214,803.41	8,134,917.45
	NET POSITION:		
<u>37,197,714.79</u>	BEGINNING OF PERIOD	<u>6,224,835.19</u>	<u>30,972,879.60</u>
<u>\$45,547,435.65</u>	END OF PERIOD	<u>\$6,439,638.60</u>	<u>\$39,107,797.05</u>

TARRANT COUNTY, TEXAS
FIDUCIARY BALANCE SHEET
AS OF 11/30/2022

<u>COMBINED TOTAL</u>		<u>STATE COMPTROLLER FUND</u>	<u>OTHER CUSTODIAL FUNDS</u>	<u>COMMUNITY SUPERVISION & CORRECTIONS</u>
ASSETS				
\$142,180,960.61	CASH AND INVESTMENTS	\$18,345,708.90	\$111,313,179.96	\$12,522,071.75
1,676.79	FEE OFFICE RECEIVABLE	0.00	1,676.79	0.00
5,885.00	PREPAID EXPENSES & INVENTORY	0.00	0.00	5,885.00
<u>54,175,259.28</u>	RESTRICTED ASSETS	<u>0.00</u>	<u>54,175,259.28</u>	<u>0.00</u>
<u>\$196,363,781.68</u>	TOTAL ASSETS	<u>\$18,345,708.90</u>	<u>\$165,490,116.03</u>	<u>\$12,527,956.75</u>
LIABILITIES AND FUND BALANCE				
\$55,731.92	ACCOUNTS PAYABLE	\$0.00	\$5,787.53	\$49,944.39
<u>196,308,049.76</u>	OTHER LIABILITIES	<u>18,345,708.90</u>	<u>165,484,328.50</u>	<u>12,478,012.36</u>
<u>\$196,363,781.68</u>	TOTAL LIABILITIES AND FUND BALANCE	<u>\$18,345,708.90</u>	<u>\$165,490,116.03</u>	<u>\$12,527,956.75</u>

TARRANT COUNTY, TEXAS
NOTES TO COMBINED FINANCIAL STATEMENTS
FOR THE TWO (2) MONTHS ENDED 11/30/2022

I. SUMMARY OF SIGNIFICANT ACCOUNTING POLICIES:

Reporting Entity

The accompanying financial statements reflect the funds and accounts of the financial reporting entity Tarrant County, Texas (the "County"), as of November 2022 and for the two months then ended. Other components of the County not included in the accompanying financial statements include, Tarrant County Hospital District, Tarrant County Mental Health and Behavioral Health Services, Tarrant County Industrial Development Corporation, Tarrant County Health Facilities Development Corporation, Tarrant County Cultural Education Facilities Finance Corporation, and Tarrant County Housing Financing Corporation. These components are technically a part of the "reporting entity" because of the budgetary oversight responsibility by the Commissioners' Court of Tarrant County. These components however are unrelated to the financial condition and results of operations of the County and have been excluded from the accompanying financial statements. Separate financial statements of these entities are available upon request.

Revenue Recognition

Revenue is generally recognized on the modified accrual basis. Under this method of accounting, revenues are recognized when susceptible to accrual, i.e., both measurable and available. The primary revenue sources susceptible to accrual are property taxes, fines and fees due to fee offices which are recognized as unavailable revenue until cash is received. Other sources are generally not measurable until received in cash.

Expenditure Recognition

Expenditures are recorded when incurred. Expenditures for principal and interest on long-term debt are recorded when due. The accrual basis of accounting is utilized in the proprietary funds. Encumbrances are not included as expenditures.

Budget Basis Reporting

The budget is prepared utilizing a modified cash basis of accounting, with adjustments for encumbrances, as allowed by state statutes. Budget basis information is presented in the accompanying "Budgetary Information" section at a summary level. Budget information at the legal level of control is available upon request.

Investment Income Allocation

To maximize investment earnings on "idle" cash and cash equivalents, a "pooled cash" concept is utilized. Under this concept nearly all deposits are maintained in the same bank account and are invested on a daily basis. Generally, interest earnings are allocated to each fund based on the funds relative percentage of the total pool.

Pension Liability

The net pension liability was actuarially valued as of December 31, 2021. The net pension liability recorded in the Resource Connection is \$69,472. The amount for the governmental funds is \$28,519,643 which is reported in the annual comprehensive financial report.

OPEB Liability

The total OPEB liability was actuarially measured as of September 30, 2021. The total OPEB liability recorded in the Resource Connection is \$692,349. The amount for the governmental funds is \$222,023,734, which is reported in the annual comprehensive financial report.

TARRANT COUNTY, TEXAS
NOTES TO COMBINED FINANCIAL STATEMENTS
FOR THE TWO (2) MONTHS ENDED 11/30/2022

I. SUMMARY OF SIGNIFICANT ACCOUNTING POLICIES (CONT'D):

Compensated Absences

Accumulated unpaid vacation leave and vested sick pay have been recorded in the Enterprise Fund for the Resource Connection. An additional amount has been accrued for salary related payments associated with the payment of compensated absences. The amount of compensated absences for the remaining governmental funds is \$50,034,567, which is reported in the annual comprehensive financial report.

Deferred Outflows/Inflows of Resources

Deferred outflows of resources apply to future periods and so will not be recognized as an expense/ expenditure until then. Deferred inflows of resources apply to future periods and will be recognized as a revenue at that time.

Incurred but Not Reported

Included in the "Other Liabilities" of the Internal Service fund's Employee Benefits is \$4,500,000 of incurred but not reported medical and drug claims.

Leases

The County, as a lessee, recognizes a lease liability and an intangible right to use lease asset. The County, as a lessor, recognizes capital outlay and other financing sources.

II. BASIS OF PRESENTATION:

The accounts of the County are organized and operated on the basis of funds, each of which is considered a separate accounting entity. Government resources are allocated to and accounted for in individual funds based on the purpose for which they are to be spent and the means by which spending activities are controlled.

Funds are classified into three categories: Governmental, Proprietary and Fiduciary. Each category is divided into separate fund types. The following fund types are used by the County.

Governmental Funds: Used to account for all or most of a government's general activity.

General Fund – used to account for the general operations of the County.

Road and Bridge Fund – used to account for the collection and expenditure of those monies designated to be spent for acquisition, construction and maintenance of county roads and bridges.

Debt Service Fund – used to account for accumulation of resources and for the payment of general long-term debt principal, interest, and related costs.

Capital Projects Funds – used to account for financial resources to be used for the acquisition and/or construction of facilities, equipment, software and infrastructure.

Grant Funds – used to account for the activities conducted under the many grant agreements between the County and various state and federal organizations.

Other Governmental Funds – used to account for specific revenue sources which are legally restricted to expenditures for specified purposes.

TARRANT COUNTY, TEXAS
NOTES TO COMBINED FINANCIAL STATEMENTS
FOR THE TWO (2) MONTHS ENDED 11/30/2022

II. BASIS OF PRESENTATION (CONT'D):

Proprietary Funds: Used to account for operations that are financed in a manner similar to those in the private sector, where the determination of net income is appropriate for sound financial administration.

Enterprise Fund – used to account for operations that are financed and operated in a manner similar to private enterprise where the County's intent is to provide goods or services to the public on a continuing basis financed primarily through user charges. The County operates two enterprise funds, the Resource Connection and Oil and Gas Royalty.

Internal Service Funds – used to account for the various self-insurance activities for the County.

Fiduciary Funds: These funds account for assets held by the County in a fiduciary capacity and therefore cannot be used to support the County's own programs.

State Comptroller Funds – used to account for monies received on behalf of, and subsequently remitted to the State Comptroller.

Other Custodial Funds – used to account for assets held in a fiduciary capacity for others and includes property taxes collected and remitted for other entities, statutory fees collected on behalf of other governments, funds held in the registry of the court, collateral for securing bail bonds, monies on account for inmate commissary purchases, and funds seized by law enforcement agencies.

Community Supervision and Corrections – used to account for the State agency funds in the County depository and restitution collected as a condition of probation payable to injured parties.

III. NEGATIVE CASH BALANCES:

The following funds have negative cash balances at the balance sheet date. This occurs when expenditures exceed revenue collection. The General Fund has advanced money to these Funds thereby, allowing for continued operation of the related programs. These advances by the General Fund have been reflected in the accompanying combined balance sheet as Due from other funds. The advances also represent a loss of investment earnings to the General Fund and are not a reimbursable item by the grantor under reimbursing grant agreements.

Most negative cash balances arise in the County's reimbursing grant programs. These programs require the payment of expenditures prior to the reimbursement by the grantor. These cash deficits have existed for years and do not create any major concerns. However, this information is helpful to the reader of the financial statements to provide a fuller understanding of the details of County operations.

<u>FUND / GRANT</u>	<u>DEFICIT</u>
E0024 RYAN WHITE ENDING HIV EPIDEMIC	\$ 70,951.02
E0025 DHHS-RYAN WHITE TITLE IV PART D - WOMEN, INFANTS, CHILDREN	14,750.64
E0027 RYAN WHITE PART C - OUTPATIENT EIS PROGRAM	60,388.18
E0028 RYAN WHITE HIV/AIDS TREATMENT MODERNIZATION ACT PART A	423,244.19
E0031 HIV/STATE SERVICES	97,607.57
E0032 RYAN WHITE PART B	388,337.67
E0037 HIV/HOPWA	29,616.66
E0061 HOUSING OPPORTUNITIES FOR PERSONS WITH AIDS (HOPWA)	36,344.04
F0025 DHHS-RYAN WHITE TITLE IV PART D - WOMEN, INFANTS, CHILDREN	67.62
F0028 RYAN WHITE HIV/AIDS TREATMENT MODERNIZATION ACT PART A	11,780.02

TARRANT COUNTY, TEXAS
NOTES TO COMBINED FINANCIAL STATEMENTS
FOR THE TWO (2) MONTHS ENDED 11/30/2022

III. NEGATIVE CASH BALANCES (CONT'D):

<u>FUND / GRANT</u>	<u>DEFICIT</u>
F0031 HIV/STATE SERVICES FOR PMC	2,419.21
F0033 SURVEILLANCE	27,190.79
F0034 INFECTIOUS DISEASE SURVEILLANCE AND EPIDEMIOLOGY - YR4	40,562.09
F0035 HIV PREVENTION	69,247.35
F0036 DSHS-ENDING THE HIV EPIDEMIC	53,311.47
F0038 STD/HIV OPER	274,937.85
F0040 TDFPS-COMMUNITY YOUTH DEVELOPMENT - FY23	28,875.15
F0042 BIOTERRORISM PREPAREDNESS - LAB	35,968.48
F0043 CPS-PREPAREDNESS/HAZARDS (BIO TERRORISM)	118,650.86
F0044 DSHS-C.R.I - CITIES READINESS INITIATIVE	22,150.93
F0045 TB/PC-TB CONTROL & PREVENTION (CLINIC)	187,903.68
F0046 TUBERCULOSIS - PREVENTION AND CONTROL	104,288.89
F0051 IMMUNIZATIONS	484,233.13
F0058 DSHS - HEALTHY TEXAS BABIES	14,665.04
F0060 WIC CARD PARTICIPATION	1,767,216.33
F0062 DSHS-REGIONAL LOCAL SERVICE SYSTEMS/LOCAL PUBLIC HEALTH	106,550.07
F0081 DSHS-NORTH TEXAS SYNDROMIC SURVEILLANCE PROGRAM	12,191.29
F0082 DSHS-CDC COVID-19 EMERGENCY RESPONSE	20,405.14
F0084 DSHS-CDC COVID-19	197,990.61
F0087 USCRI - REFUGEE MEDICAL SCREENING	193,895.76
F0089 DSHS ELC/LRN COVID-19 - LAB PPP	29,434.31
F0093 NURSE FAMILY PARTNERSHIP GRANT	94,120.16
F0100 DSHS-COVID-19 VACCINATION CAPACITY ENHANCEMENT PROGRAM	575,666.60
F0102 CDC-HEALTH DISPARITIES / HIGH RISK	1,130,395.05
F0104 CDC-PUBLIC HEALTH CRISIS RESPONSE (PHCR) CO-AG	443,740.13
F0105 STD/HIV DISEASE INTERVENTION SPECIALISTS (STD/HIV-DIS)	69,905.74
F0110 DSHS-COVID-19 VACCINATION CAPACITY ENHANCEMENT	374,376.84
F0189 DSHS ELC/LRN COVID-19 - EPI EXPANSION	360,134.73
F0289 DSHS ELC/LRN COVID-19 - EPI CARES	103,596.91
F0389 DSHS ELC/LRN COVID-19 - LAB EXPANSION FUNDING	12,400.00
G0012 VETERANS COURT PROGRAM - INTERIM	47,499.95
G0018 CJD-REACHING INDEPENDENCE THROUGH SELF EMPOWERMENT (RISE)	52,099.10
G0081 VAWA - PROTECTIVE ORDER UNIT - INTERIM	91,010.60
G0082 CJD-DISTRICT ATTORNEY BILINGUAL VICTIM ADVOCATE - INTERIM	11,840.47
G0084 D.I.R.E.C.T. PROGRAM - INTERIM	27,880.58
G0085 MENTAL HEALTH DIVERSION COURT PROGRAM	13,875.92
G0087 CJD-INTIMATE PARTNER-FAMILY VIOLENCE VICTIM ADVOCATES	34,963.94
G0094 CJD- FAMILY RECOVERY COURT	14,844.93
G0095 CJD- RECONNECTING YOUTH PROGRAM	7,495.53
H0001 SUPPORTIVE HOUSING PROGRAM	1,836,025.76
H0040 HOME INVESTMENT PARTNERSHIP ACT - AMERICAN RESCUE PLAN	26,662.78
H0080 COMMUNITY DEVELOPMENT BLOCK GRANT - COVID - CARES	513,281.21
H0081 EMERGENCY SHELTER GRANT - COVID - CARES	200,945.13
L0013 OJP-DOJ-NIJ FORENSIC BACKLOG REDUCTION GRANT	170,679.29
L0017 OJP-DOJ-BJA TARRANT COUNTY FY18 STOP SCHOOL VIOLENCE PROJECT	45,403.28
L0019 OJP-DOJ-HUMAN TRAFFICKING TASK FORCE	44,215.04

TARRANT COUNTY, TEXAS
NOTES TO COMBINED FINANCIAL STATEMENTS
FOR THE TWO (2) MONTHS ENDED 11/30/2022

III. NEGATIVE CASH BALANCES (CONT'D):

<u>FUND / GRANT</u>	<u>DEFICIT</u>
M0012 AG - VINE (VICTIM IDENTIFICATION AND NOTIFICATION EVERYDAY)	19,718.22
M0014 ACCESS AND VISITATION GRANT	10,167.06
M0022 AUTO THEFT TASK FORCE - FY23	739,538.15
M0040 HOMELAND SECURITY GRANT PROGRAM - FY2022	54,116.05
M0044 TXDOT COURTESY PATROL PROGRAM	1,756,847.48
M0048 BILINGUAL VICTIMS ASSISTANCE COORDINATOR - INTERIM	6,634.88
M0061 TVC-VETERAN'S TREATMENT COURT - INTERIM	27,392.31
M0072 UNITED WAY-TARRANT COUNTY VETERANS COURT DIVERSION PROGRAM	6,746.25
M0085 HHS-SUBSTANCE ABUSE AND MENTAL HEALTH SERVICES (SAMSHA)	28,036.79
M0093 INTERNET CRIMES AGAINST CHILDREN (SHERIFF'S OFFICE)	13,665.74
M0095 TCEQ-TEXAS VOLKSWAGON ENVIRONMENTAL MITIGATION PGRM PCT4	544,121.60
M0097 TCEQ-TEXAS VOLKSWAGON ENVIRONMENTAL MITIGATION PGRM PCT3	800.00
M0098 TCEQ-TEXAS VOLKSWAGON ENVIRONMENTAL MITIGATION PGRM PCT3	800.00
M0101 TCEQ-TEXAS VOLKSWAGON ENVIRONMENTAL MITIGATION PGRM PCT3	99,728.00
M0102 TCEQ-TEXAS VOLKSWAGON ENVIRONMENTAL MITIGATION PGRM PCT3	800.00
M0104 HAVA-2020 HELP AMERICA VOTE ACT - ELECTION SECURITY	2,930.21
M0107 TCEQ-TEXAS VOLKSWAGON ENVIRONMENTAL MITIGATION PGRM PCT4	206,016.00
M0212 CTIF - WAGLEY ROBERTSON (PCT3)	93.93
M0213 CTIF - EAST PEDEN (PCT4)	432,767.54
M0214 CTIF - NEWT PATTERSON (PCT2)	465,735.11
M0216 CTIF - HARMON (PCT3)	21,435.20
M0740 HOMELAND SECURITY GRANT PROGRAM - FY2020 CYBER SECURITY	20,504.10
P0014 TJPC-STATE AID - JUVENILE SUPPLEMENTAL PAY	71,136.01
P0016 TJJD-SPECIAL NEEDS DIVERSIONARY PROGRAM - FY23	1,414.69
P0026 REGIONAL DIVERSION ALTERNATIVES PROGRAM FY22 (REIMBURSEMENT)	2,965.35
P0027 TJPC-JJAEF	283,446.12
P0050 TJPC - TITLE IV E (REIMB THRU TDPRS)	7,481.52
R0010 SECTION 8 - EMERGENCY HOUSING VOUCHER (HAP)	18,604.04
R0011 SECTION 8 - FOSTER YOUTH TO INDEPENDENCE	33,167.74
R0013 HUD-SECTION8 FUND BALANCE	1,526,063.40
R0017 HUD-VASH - VETERANS AFFAIRS SUPPORTIVE HOUSING VOUCHERS	968,634.75
R0025 FAMILY SELF SUFFICIENCY - CY23	111,963.85
R0032 SHELTER PLUS CARE FY23	2,068.09
R0110 SECTION 8 - EMERGENCY HOUSING VOUCHER (Preliminary Fees)	28,760.00
R0210 SECTION 8 - EMERGENCY HOUSING VOUCHER (Service Fees)	24,894.97
W0102 FEMA COVID 2020 9/15/2020 to 12/31/2020	130,034.39
W0103 FEMA UNTHSC VACCINE ILA	7,163,263.53
SUB-TOTAL GRANTS	26,060,728.78
21200 RECORDS PRESERVATION/AUTOMATION-CONVICT	11,485.28
G1100 8TH ADMIN JUDICIAL REGION	5,086.20
T3100 TC EMERGENCY SERVICE DISTRICT #1	10,068.36
T7100 CONTRACT ELECTIONS	497,224.72
TOTAL	\$ 26,584,593.34

TARRANT COUNTY, TEXAS
NOTES TO COMBINED FINANCIAL STATEMENTS
FOR THE TWO (2) MONTHS ENDED 11/30/2022

IV. DEFICIT FUND BALANCE:

The following major governmental fund had a negative fund balance as of November 30, 2022:

Grant Funds	\$ (7,293,297.92)
-------------	-------------------

The deficit fund balance in the Grant Funds is due to COVID-19 expenditures anticipated to be eligible for FEMA reimbursement that were not awarded to the County as of November 30, 2022. The related revenue for these expenditures will be recognized at the time of the award.

V. INVESTMENTS:

All investment securities are purchased on the basis of "Delivery vs. Payment" and are held at JPMorgan Chase Bank – New York by the Safekeeping Department in a segregated account in the name of Tarrant County. "Delivery vs. Payment" means that the County's money is not released until the securities are delivered to the Safekeeping Department.

All securities held and transactions executed during the period conform to the requirements of the Government Code Section 2256, The Public Funds Investment Act, and the Tarrant County Investment Policy, as adopted by the Commissioners Court on November 22, 2022.

	Average Rate	
JPMorgan Chase Savings	3.90%	\$ 185,454,950
JPMorgan Chase Savings II	3.90%	32,783,231
JPMorgan Chase Checking	3.95%	251,533,832
Lone Star Investment Pool	3.74%	279,063,515
Texas CLASS Investment Pool	3.40%	13,562,021
TexStar Investment Pool	3.56%	142,614,621
TexPool Investment Pool	3.61%	190,268,247
TOTAL INVESTMENTS		<u>\$ 1,095,280,417</u>

The recorded position of the pools for Lone Star and TexPool are measured at amortized cost as these pools meet the requirements of GASB Statement No. 79. The recorded position of the pools for Texas CLASS and TexStar are measured at net asset value and are designed to approximate the share value.

TARRANT COUNTY, TEXAS
NOTES TO COMBINED FINANCIAL STATEMENTS
FOR THE TWO (2) MONTHS ENDED 11/30/2022

VI. CAPITAL ASSETS:

A summary of the Governmental Funds' capital assets follows:

	Balance October 1, 2022	Additions	Disposals/ Adjustments	Balance November 30, 2022
Land and land improvements	\$ 67,142,366.95	\$ -	\$ -	\$ 67,142,366.95
Construction in progress	46,806,486.11	103,207.32	-	46,909,693.43
Software in development	29,206,600.71	535,966.31	-	29,742,567.02
Buildings and improvements	513,394,280.01	248.74	-	513,394,528.75
Right to use building	7,178,207.36	112,998.98	-	7,291,206.34
Furnishings and equipment	106,174,791.57	1,418,360.36	(5,297,148.97)	102,296,002.96
Software	62,665,863.19	10,464.72	-	62,676,327.91
Infrastructure	136,902,456.13	-	-	136,902,456.13
	<u>\$ 969,471,052.03</u>	<u>\$ 2,181,246.43</u>	<u>\$ (5,297,148.97)</u>	<u>\$ 966,355,149.49</u>

VII. SCHEDULE OF OUTSTANDING BONDED DEBT:

	AMOUNT	INTEREST RATES
2013 - Limited Tax Refunding & Improvement Bonds	\$ 5,235,000	5.00%
2015 - Limited Tax Refunding & Improvement Bonds	9,890,000	5.00%
2015A - Limited Tax Refunding & Improvement Bonds	31,040,000	1.97%
2016 - Limited Tax Refunding Bonds	40,095,000	1.48%
2017 - Limited Tax Refunding Bonds	28,740,000	2.13%
2022A - Limited Tax Refunding Bonds	28,675,000	3.10%
2022B - Limited Tax Refunding Bonds	45,780,000	3.13%
2022 - Limited Tax Bonds	<u>214,905,000</u>	5.00%
Total Outstanding Bonded Debt	<u>\$ 404,360,000</u>	

Arbitrage provisions of the Internal Revenue Tax Act of 1986 require the County to rebate excess arbitrage earnings from bond proceeds to the federal government. This amount was estimated to be \$0 as of September 30, 2022.

VIII. CONTINGENCIES:

The County is self-insured for workers' compensation, automobile bodily injury and property damage, comprehensive general liability and all self-insured retentions for existing policies. At November 30, 2022, \$16,431,450 has been accrued, based on an actuarial assessment, to provide for potential losses resulting from pending or threatened litigation, asserted claims and claims incurred but not reported.



**TARRANT COUNTY, TEXAS
CAPITAL PROJECT FUNDS
FUND DESCRIPTIONS**

FUND 45100 - NON-DEBT CAPITAL FUND

This fund was established to account for capital acquisitions funded from County auction proceeds, operating transfers from general fund, gas signing bonuses and gas royalties.

FUND 45400 – CAPITAL REPLACEMENT FUND

This fund was established to account for long-term planning replacement of capital assets.

FUND 45500 – COURT FACILITY FUND

This fund was established pursuant to State statutes, to account for the collection and expenditure of monies collected from filing fees for the construction, renovation, or improvement of facilities that house the courts.

FUND 47600 – 2006 BOND ELECTION FUND

This fund was established to account for the expenditure of the proceeds of General Obligation Bonds issued to fund capital acquisitions originally approved by the voters.

FUND 47700 – 2006 BOND ELECTION-TRANSPORTATION FUND

This fund was established to account for the expenditure of the proceeds of General Obligation Bonds issued to fund transportation projects originally approved by the voters.

FUND 47800 – 2021 BOND ELECTION-TRANSPORTATION FUND

This fund was established to account for the expenditure of the proceeds of General Obligation Bonds issued to fund transportation projects originally approved by the voters.

TARRANT COUNTY, TEXAS
COMBINING BALANCE SHEET
CAPITAL PROJECTS FUNDS
AS OF 11/30/2022

<u>COMBINED TOTAL</u>		<u>NON-DEBT CAPITAL</u>	<u>CAPITAL REPLACEMENT FUND</u>	<u>COURT FACILITY FUND</u>
ASSETS				
\$378,861,643.04	CASH AND INVESTMENTS	\$98,877,321.95	\$24,545,743.15	\$679,965.96
381,576.89	ADVANCE TO ENTERPRISE FUND	381,576.89	0.00	0.00
<u>0.00</u>	PREPAID EXPENSES & INVENTORY	<u>0.00</u>	<u>0.00</u>	<u>0.00</u>
<u>\$379,243,219.93</u>	TOTAL ASSETS	<u>\$99,258,898.84</u>	<u>\$24,545,743.15</u>	<u>\$679,965.96</u>
LIABILITIES AND FUND BALANCES				
LIABILITIES:				
\$4,104,975.69	ACCOUNTS PAYABLE	\$2,253,820.24	\$1,038.45	\$0.00
<u>0.00</u>	OTHER LIABILITIES	<u>0.00</u>	<u>0.00</u>	<u>0.00</u>
4,104,975.69	TOTAL LIABILITIES	2,253,820.24	1,038.45	0.00
FUND BALANCES:				
<u>375,138,244.24</u>	FUND BALANCES	<u>97,005,078.60</u>	<u>24,544,704.70</u>	<u>679,965.96</u>
<u>\$379,243,219.93</u>	TOTAL LIABILITIES AND FUND BALANCES	<u>\$99,258,898.84</u>	<u>\$24,545,743.15</u>	<u>\$679,965.96</u>

<u>2006 BOND ELECTION</u>	<u>2006 BOND ELECTION TRANSPORTATION</u>	<u>2021 BOND ELECTION TRANSPORTATION</u>
\$3,820,550.10	\$23,380,293.88	\$227,557,768.00
0.00	0.00	0.00
0.00	0.00	0.00
<u>\$3,820,550.10</u>	<u>\$23,380,293.88</u>	<u>\$227,557,768.00</u>


\$1,850,117.00	\$0.00	\$0.00
0.00	0.00	0.00
1,850,117.00	0.00	0.00

<u>1,970,433.10</u>	<u>23,380,293.88</u>	<u>227,557,768.00</u>
<u>\$3,820,550.10</u>	<u>\$23,380,293.88</u>	<u>\$227,557,768.00</u>

TARRANT COUNTY, TEXAS
COMBINING STATEMENT OF REVENUES AND EXPENDITURES
AND CHANGES IN FUND BALANCE
CAPITAL PROJECTS FUNDS
FOR THE TWO (2) MONTHS ENDED 11/30/2022

<u>COMBINED TOTAL</u>		<u>NON-DEBT CAPITAL</u>	<u>CAPITAL REPLACEMENT FUND</u>	<u>COURT FACILITY FUND</u>
REVENUES:				
\$128,031.01	FEES OF OFFICE	\$0.00	\$0.00	\$128,031.01
2,095,559.42	INVESTMENT INCOME	554,494.21	111,120.91	3,412.48
<u>82,078.15</u>	MISCELLANEOUS	<u>82,078.15</u>	<u>0.00</u>	<u>0.00</u>
2,305,668.58	TOTAL REVENUES	636,572.36	111,120.91	131,443.49
EXPENDITURES:				
<u>3,347,361.54</u>	CAPITAL/CONSTRUCTION	<u>3,156,265.59</u>	<u>163,958.45</u>	<u>0.00</u>
<u>3,347,361.54</u>	TOTAL EXPENDITURES	<u>3,156,265.59</u>	<u>163,958.45</u>	<u>0.00</u>
(1,041,692.96)	EXCESS (DEFICIT) OF REVENUES OVER EXPENDITURES	(2,519,693.23)	(52,837.54)	131,443.49
OTHER FINANCING SOURCES (USES):				
<u>16,217,620.50</u>	OPERATING TRANSFERS IN	<u>6,410,748.50</u>	<u>9,806,872.00</u>	<u>0.00</u>
15,175,927.54	EXCESS (DEFICIT) OF REVENUES AND OPERATING TRANSFERS OVER EXPENDITURES	3,891,055.27	9,754,034.46	131,443.49
FUND BALANCE (DEFICIT):				
<u>359,962,316.70</u>	BEGINNING OF PERIOD	<u>93,114,023.33</u>	<u>14,790,670.24</u>	<u>548,522.47</u>
<u>\$375,138,244.24</u>	END OF PERIOD	<u>\$97,005,078.60</u>	<u>\$24,544,704.70</u>	<u>\$679,965.96</u>

<u>2006</u> <u>BOND</u> <u>ELECTION</u>	<u>2006</u> <u>BOND ELECTION</u> <u>TRANSPORTATION</u>	<u>2021</u> <u>BOND ELECTION</u> <u>TRANSPORTATION</u>
\$0.00	\$0.00	\$0.00
21,268.93	137,220.05	1,268,042.84
<u>0.00</u>	<u>0.00</u>	<u>0.00</u>
21,268.93	137,220.05	1,268,042.84
<u>27,137.50</u>	<u>0.00</u>	<u>0.00</u>
<u>27,137.50</u>	<u>0.00</u>	<u>0.00</u>
(5,868.57)	137,220.05	1,268,042.84
<u>0.00</u>	<u>0.00</u>	<u>0.00</u>
(5,868.57)	137,220.05	1,268,042.84
<u>1,976,301.67</u>	<u>23,243,073.83</u>	<u>226,289,725.16</u>
<u>\$1,970,433.10</u>	<u>\$23,380,293.88</u>	<u>\$227,557,768.00</u>



**TARRANT COUNTY, TEXAS
OTHER GOVERNMENTAL FUNDS
FUND DESCRIPTION**

FUND 24100 - LAW LIBRARY FUND

This fund was established, pursuant to State statutes, to account for the collection and expenditure of monies collected in civil cases supporting the Tarrant County Law Library.

FUND 25100 - VEHICLE INVENTORY TAX FUND

This fund was established, pursuant to State statutes, to account for any interest earnings generated from the vehicle inventory tax, which the collector shall retain to defray the cost of collecting this tax. The Tax Assessor has discretion over the use of this fund.

RECORDS PRESERVATION AND TECHNOLOGY FUNDS

These funds were established, pursuant to State statutes, to account for the collection and expenditure of monies collected for the preservation and automation of County records. These funds are further described on page 27.

FUND 24200 - EDUCATION FUND

This fund was established, pursuant to State statutes, to account for the collection and expenditure of monies collected to provide for the continuing education of those officials and employees associated with the probate courts and certain law enforcement offices.

FUND T0400 - PUBLIC HEALTH FUND

The Tarrant County Hospital District provides funding for the operation of the Tarrant County Health Department in an effort to aggregate the cost of health service to Tarrant County residents. This funding arrangement began in 1999. These costs were previously paid from the County's General fund. This fund also includes the Medicaid 1115 Waiver, this waiver is to enhance access to health care, increase the quality of care, improve the cost-effectiveness of care provided and better serve the health of the patients and their families.

FUND 22300 - CONSUMER HEALTH FUND

This fund was established, pursuant to State statutes, to account for the collection of food permit fees and expenditures incurred in connection with issuing permits and conducting inspections.

COURT DESIGNATED FUNDS

These funds were established to account for the collection and expenditures of court ordered fees, pursuant to State statutes. These funds are further described on page 33.

FUNDS (D6200, D8700-D8900) - DISTRICT ATTORNEY CONTRACTS

These funds are used to account for monies collected by the District Attorney which are used in the investigation of criminal activities. These monies consist primarily of fees for bad checks and forfeited monies resulting from narcotics related convictions.

FUNDS (S4300-S9700) – SHERIFF CONTRACTS

These funds are used to account for monies collected by activities in the Sheriff Department. These activities include fees from operation of the jail commissary which are used for the benefit of the jail inmates. Some of these funds are the custody of the Sheriff. Monies are also collected from forfeitures resulting from narcotics related activities.

FUNDS (G1100,T0500-T9900) – MISCELLANEOUS CONTRACTS

These funds are used to account for monies received by Tarrant County as contributions for specified purposes.

TARRANT COUNTY, TEXAS
COMBINING BALANCE SHEET
OTHER GOVERNMENTAL FUNDS
AS OF 11/30/2022

<u>COMBINED TOTAL</u>		<u>LAW LIBRARY</u>	<u>VEHICLE INVENTORY TAX</u>	<u>RECORDS PRESERVATION & TECHNOLOGY FUNDS</u>	<u>EDUCATION</u>
ASSETS					
\$112,045,240.49	CASH AND INVESTMENTS	\$1,414,014.91	\$2,473,638.62	\$26,983,005.95	\$287,371.86
8,216,401.76	OTHER RECEIVABLES	0.00	0.00	0.00	0.00
<u>519,124.77</u>	PREPAID EXPENSES AND INVENTORY	<u>208.90</u>	<u>0.00</u>	<u>5,914.29</u>	<u>673.12</u>
<u>\$120,780,767.02</u>	TOTAL ASSETS	<u>\$1,414,223.81</u>	<u>\$2,473,638.62</u>	<u>\$26,988,920.24</u>	<u>\$288,044.98</u>
LIABILITIES AND FUND BALANCES					
LIABILITIES:					
\$1,053,391.56	ACCOUNTS PAYABLE	\$3,329.51	\$0.00	\$4,370.05	\$177.81
1,196,522.22	OTHER LIABILITIES	21,228.67	3,031.36	116,894.13	0.00
523,864.56	DUE TO OTHER FUNDS	0.00	0.00	11,485.28	0.00
<u>458,973.04</u>	UNEARNED REVENUE	<u>0.00</u>	<u>0.00</u>	<u>0.00</u>	<u>0.00</u>
3,232,751.38	TOTAL LIABILITIES	24,558.18	3,031.36	132,749.46	177.81
DEFERRED INFLOWS OF RESOURCES					
<u>6,030,300.07</u>	UNAVAILABLE REVENUE - OTHER	<u>0.00</u>	<u>0.00</u>	<u>0.00</u>	<u>0.00</u>
6,030,300.07	TOTAL DEFERRED INFLOWS OF RESOURCES	0.00	0.00	0.00	0.00
FUND BALANCES:					
<u>111,517,715.57</u>	FUND BALANCES	<u>1,389,665.63</u>	<u>2,470,607.26</u>	<u>26,856,170.78</u>	<u>287,867.17</u>
<u>\$120,780,767.02</u>	TOTAL LIABILITIES AND FUND BALANCES	<u>\$1,414,223.81</u>	<u>\$2,473,638.62</u>	<u>\$26,988,920.24</u>	<u>\$288,044.98</u>

<u>PUBLIC HEALTH</u>	<u>CONSUMER HEALTH</u>	<u>COURT DESIGNATED FUNDS</u>	<u>DISTRICT ATTORNEY CONTRACTS</u>	<u>SHERIFF CONTRACTS</u>	<u>MISCELLANEOUS CONTRACTS</u>
\$48,043,876.05	\$390,362.64	\$3,594,479.63	\$1,662,057.58	\$5,921,050.12	\$21,275,383.13
6,544,776.87	0.00	0.00	0.00	208.34	1,671,416.55
25,335.59	0.00	0.00	0.00	233,896.63	253,096.24
<u>\$54,613,988.51</u>	<u>\$390,362.64</u>	<u>\$3,594,479.63</u>	<u>\$1,662,057.58</u>	<u>\$6,155,155.09</u>	<u>\$23,199,895.92</u>

\$151,700.87	\$2,918.47	\$1,083.21	\$23,501.97	\$129,685.25	\$736,624.42
630,661.15	42,087.71	33,054.04	0.00	83,241.94	266,323.22
0.00	0.00	0.00	0.00	0.00	512,379.28
0.00	0.00	0.00	0.00	0.00	458,973.04
<u>782,362.02</u>	<u>45,006.18</u>	<u>34,137.25</u>	<u>23,501.97</u>	<u>212,927.19</u>	<u>1,974,299.96</u>

<u>6,030,300.07</u>	<u>0.00</u>	<u>0.00</u>	<u>0.00</u>	<u>0.00</u>	<u>0.00</u>
---------------------	-------------	-------------	-------------	-------------	-------------

6,030,300.07	0.00	0.00	0.00	0.00	0.00
--------------	------	------	------	------	------

<u>47,801,326.42</u>	<u>345,356.46</u>	<u>3,560,342.38</u>	<u>1,638,555.61</u>	<u>5,942,227.90</u>	<u>21,225,595.96</u>
----------------------	-------------------	---------------------	---------------------	---------------------	----------------------

<u>\$54,613,988.51</u>	<u>\$390,362.64</u>	<u>\$3,594,479.63</u>	<u>\$1,662,057.58</u>	<u>\$6,155,155.09</u>	<u>\$23,199,895.92</u>
------------------------	---------------------	-----------------------	-----------------------	-----------------------	------------------------

TARRANT COUNTY, TEXAS
COMBINING STATEMENT OF REVENUES AND EXPENDITURES
AND CHANGES IN FUND BALANCE
OTHER GOVERNMENTAL FUNDS
FOR THE TWO (2) MONTHS ENDED 11/30/2022

<u>COMBINED TOTAL</u>		<u>LAW LIBRARY</u>	<u>VEHICLE INVENTORY TAX</u>	<u>RECORDS PRESERVATION & TECHNOLOGY FUNDS</u>	<u>EDUCATION</u>
REVENUES:					
\$25,366.11	TAXES & LICENSES	\$0.00	\$24,866.11	\$0.00	\$0.00
3,145,708.80	FEES OF OFFICE	238,604.23	126,718.59	819,270.51	4,777.03
135,025.83	INTERGOVERNMENTAL	0.00	0.00	0.00	0.00
608,194.34	INVESTMENT INCOME	7,625.95	11,473.05	149,405.00	0.00
996,105.66	MISCELLANEOUS	6,255.42	0.00	32.30	0.00
<u>4,910,400.74</u>	TOTAL REVENUES	<u>252,485.60</u>	<u>163,057.75</u>	<u>968,707.81</u>	<u>4,777.03</u>
EXPENDITURES:					
CURRENT:					
603,460.71	GENERAL GOVERNMENT	0.00	11,866.35	483,784.77	0.00
1,479,272.63	PUBLIC SAFETY	0.00	0.00	0.00	7,897.60
544,611.81	JUDICIAL	28,522.84	0.00	109,175.35	5,337.92
5,299,791.70	COMMUNITY SERVICES	130,171.95	0.00	0.00	0.00
143,769.02	CAPITAL/CONSTRUCTION	2,246.58	0.00	5,322.00	0.00
37,763.70	DEBT SERVICE	0.00	0.00	7,916.66	0.00
<u>8,108,669.57</u>	TOTAL EXPENDITURES	<u>160,941.37</u>	<u>11,866.35</u>	<u>606,198.78</u>	<u>13,235.52</u>
(3,198,268.83)	EXCESS (DEFICIT) OF REVENUES OVER EXPENDITURES	<u>91,544.23</u>	<u>151,191.40</u>	<u>362,509.03</u>	<u>(8,458.49)</u>
OTHER FINANCING SOURCES (USES):					
894,680.43	OPERATING TRANSFERS IN	0.00	0.00	0.00	0.00
(190,200.60)	OPERATING TRANSFERS OUT	0.00	0.00	0.00	0.00
<u>81,359.28</u>	LEASES (AS LESSEE)	<u>0.00</u>	<u>0.00</u>	<u>0.00</u>	<u>0.00</u>
(2,412,429.72)	EXCESS (DEFICIT) OF REVENUES AND OPERATING TRANSFERS OVER EXPENDITURES	<u>91,544.23</u>	<u>151,191.40</u>	<u>362,509.03</u>	<u>(8,458.49)</u>
FUND BALANCES:					
<u>113,930,145.29</u>	BEGINNING OF PERIOD	<u>1,298,121.40</u>	<u>2,319,415.86</u>	<u>26,493,661.75</u>	<u>296,325.66</u>
<u>111,517,715.57</u>	END OF PERIOD	<u>\$1,389,665.63</u>	<u>\$2,470,607.26</u>	<u>\$26,856,170.78</u>	<u>\$287,867.17</u>

<u>PUBLIC HEALTH</u>	<u>CONSUMER HEALTH</u>	<u>COURT DESIGNATED FUNDS</u>	<u>DISTRICT ATTORNEY CONTRACTS</u>	<u>SHERIFF CONTRACTS</u>	<u>MISCELLANEOUS CONTRACTS</u>
\$0.00	\$0.00	\$0.00	\$0.00	\$0.00	\$500.00
237,899.01	144,545.00	480,205.96	30.00	0.00	1,093,658.47
0.00	0.00	0.00	0.00	0.00	135,025.83
266,092.39	2,224.22	19,646.67	9,281.69	30,650.49	111,794.88
287.75	0.00	0.00	154,907.39	531,645.08	302,977.72
504,279.15	146,769.22	499,852.63	164,219.08	562,295.57	1,643,956.90
12,749.72	0.00	64,072.90	0.00	0.00	30,986.97
0.00	0.00	0.00	0.00	682,168.72	789,206.31
0.00	0.00	68,846.74	197,556.52	0.00	135,172.44
2,713,435.96	166,917.22	0.00	0.00	0.00	2,289,266.57
82,403.28	0.00	0.00	6,169.68	6,936.82	40,690.66
18,970.47	0.00	0.00	0.00	10,876.57	0.00
2,827,559.43	166,917.22	132,919.64	203,726.20	699,982.11	3,285,322.95
(2,323,280.28)	(20,148.00)	366,932.99	(39,507.12)	(137,686.54)	(1,641,366.05)
0.00	0.00	0.00	0.00	0.00	894,680.43
0.00	0.00	(190,200.60)	0.00	0.00	0.00
81,359.28	0.00	0.00	0.00	0.00	0.00
(2,241,921.00)	(20,148.00)	176,732.39	(39,507.12)	(137,686.54)	(746,685.62)
50,043,247.42	365,504.46	3,383,609.99	1,678,062.73	6,079,914.44	21,972,281.58
<u>\$47,801,326.42</u>	<u>\$345,356.46</u>	<u>\$3,560,342.38</u>	<u>\$1,638,555.61</u>	<u>\$5,942,227.90</u>	<u>\$21,225,595.96</u>



**TARRANT COUNTY, TEXAS
RECORDS PRESERVATION FUNDS
FUND DESCRIPTION**

FUND 21100 - RECORDS PRESERVATION & AUTOMATION FUND - FILINGS

This fund was established, pursuant to State statutes, to account for the collection and expenditure of monies collected from filing fees to allow for the preservation and automation of County records. The County Clerk has discretion over the use of this fund.

FUND 21200 - RECORDS PRESERVATION & AUTOMATION FUND - CONVICTIONS

This fund was established, pursuant to State statutes, to account for the collection and expenditure of monies collected in court for the preservation and automation of County records.

FUND 21300 - RECORDS PRESERVATION & RESTORATION FUND

This fund was established, pursuant to State statutes, to account for the collection and expenditure of monies collected from filing fees for the preservation and restoration of County records.

FUND 21400 - COURT RECORD PRESERVATION FUND

This fund was established, pursuant to State statutes, to account for the collection and expenditure of monies collected from filing fees for the preservation and restoration of County records.

FUND 21500 – DISTRICT COURT RECORDS TECHNOLOGY (ARCHIVE) FUND

This fund was established, pursuant to State statutes, to account for the collection and expenditure of monies collected from filing fees for the preservation and restoration of district court records archives.

FUND 21600 – DISTRICT CLERK RECORDS MANAGEMENT AND PRESERVATION FUND

This fund was established, pursuant to State statutes, to account for the collection and expenditure of monies collected from filing fees for the records management and preservation services by the court clerk.

TARRANT COUNTY, TEXAS
COMBINING BALANCE SHEET
RECORD PRESERVATION
AS OF 11/30/2022


<u>COMBINED TOTAL</u>		<u>RECORDS PRESERVATION & AUTOMATION -FILINGS</u>	<u>RECORDS PRESERVATION & AUTOMATION -CONVICTIONS</u>	<u>RECORDS PRESERVATION & RESTORATION</u>
ASSETS				
\$26,983,005.95	CASH AND INVESTMENTS	\$10,742,987.05	\$67.77	\$14,219,153.77
<u>5,914.29</u>	PREPAID EXPENSES AND INVENTORY	<u>0.00</u>	<u>0.00</u>	<u>5,914.29</u>
<u>\$26,988,920.24</u>	TOTAL ASSETS	<u>\$10,742,987.05</u>	<u>\$67.77</u>	<u>\$14,225,068.06</u>
LIABILITIES AND FUND BALANCES				
LIABILITIES:				
\$4,370.05	ACCOUNTS PAYABLE	\$2,748.09	\$1,621.96	\$0.00
116,894.13	OTHER LIABILITIES	50,610.83	22,218.18	16,600.35
<u>11,485.28</u>	DUE TO OTHER FUNDS	<u>0.00</u>	<u>11,485.28</u>	<u>0.00</u>
132,749.46	TOTAL LIABILITIES	53,358.92	35,325.42	16,600.35
FUND BALANCES:				
<u>26,856,170.78</u>	FUND BALANCES	<u>10,689,628.13</u>	<u>(35,257.65)</u>	<u>14,208,467.71</u>
<u>\$26,988,920.24</u>	TOTAL LIABILITIES AND FUND BALANCES	<u>\$10,742,987.05</u>	<u>\$67.77</u>	<u>\$14,225,068.06</u>

<u>COURT RECORD PRESERVATION</u>	<u>DISTRICT COURT RECORDS TECHNOLOGY (ARCHIVE)</u>	<u>DISTRICT CLERK RECORDS MANAGEMENT & PRESERVATION</u>
\$1,016,343.30	\$100,647.55	\$903,806.51
<u>0.00</u>	<u>0.00</u>	<u>0.00</u>
<u>\$1,016,343.30</u>	<u>\$100,647.55</u>	<u>\$903,806.51</u>
\$0.00	\$0.00	\$0.00
15,851.96	0.00	11,612.81
<u>0.00</u>	<u>0.00</u>	<u>0.00</u>
15,851.96	0.00	11,612.81
<u>1,000,491.34</u>	<u>100,647.55</u>	<u>892,193.70</u>
<u>\$1,016,343.30</u>	<u>\$100,647.55</u>	<u>\$903,806.51</u>

TARRANT COUNTY, TEXAS
COMBINING STATEMENT OF REVENUES AND EXPENDITURES
AND CHANGES IN FUND BALANCE
RECORDS PRESERVATION
FOR THE TWO (2) MONTHS ENDED 11/30/2022

<u>COMBINED TOTAL</u>		<u>RECORDS PRESERVATION & AUTOMATION -FILINGS</u>	<u>RECORDS PRESERVATION & AUTOMATION -CONVICTIONS</u>	<u>RECORDS PRESERVATION RESTORATION</u>
	REVENUES:			
\$819,270.51	FEES OF OFFICE	\$390,243.11	\$5,523.26	\$260,806.00
149,405.00	INVESTMENT INCOME	59,563.15	139.42	78,648.14
32.30	MISCELLANEOUS	32.30	0.00	0.00
<u>968,707.81</u>	TOTAL REVENUES	<u>449,838.56</u>	<u>5,662.68</u>	<u>339,454.14</u>
	EXPENDITURES:			
	CURRENT:			
483,784.77	GENERAL GOVERNMENT	329,647.89	83,362.15	70,774.73
109,175.35	JUDICIAL	294.00	0.00	0.00
5,322.00	CAPITAL/CONSTRUCTION	5,322.00	0.00	0.00
7,916.66	DEBT SERVICE	0.00	0.00	7,916.66
<u>606,198.78</u>	TOTAL EXPENDITURES	<u>335,263.89</u>	<u>83,362.15</u>	<u>78,691.39</u>
362,509.03	EXCESS (DEFICIT) OF REVENUES OVER EXPENDITURES	114,574.67	(77,699.47)	260,762.75
	FUND BALANCES:			
<u>26,493,661.75</u>	BEGINNING OF PERIOD	<u>10,575,053.46</u>	<u>42,441.82</u>	<u>13,947,704.96</u>
<u>\$26,856,170.78</u>	END OF PERIOD	<u>\$10,689,628.13</u>	<u>(\$35,257.65)</u>	<u>\$14,208,467.71</u>

<u>COURT RECORD PRESERVATION</u>	<u>DISTRICT COURT RECORDS TECHNOLOGY (ARCHIVE)</u>	<u>DISTRICT CLERK RECORDS MANAGEMENT & PRESERVATION</u>
\$5,273.50	\$5,427.90	\$151,996.74
5,803.96	543.01	4,707.32
0.00	0.00	0.00
11,077.46	5,970.91	156,704.06
0.00	0.00	0.00
61,274.40	0.00	47,606.95
0.00	0.00	0.00
0.00	0.00	0.00
61,274.40	0.00	47,606.95
(50,196.94)	5,970.91	109,097.11
1,050,688.28	94,676.64	783,096.59
<u>\$1,000,491.34</u>	<u>\$100,647.55</u>	<u>\$892,193.70</u>



**TARRANT COUNTY, TEXAS
COURT DESIGNATED FUNDS
FUND DESCRIPTION**

FUND 22100 - COURTHOUSE SECURITY FUND

This fund was established, pursuant to State statutes, to account for the collection of Courthouse security fees assessed in court cases. Revenue is subsequently transferred to the general fund where expenditures for Courthouse security are recorded.

FUND 22400 – JUVENILE DELINQUENCY PREVENTION FUND

This fund was established, pursuant to State statutes, to account for the collection of a fee related to graffiti court cases. The revenues in this fund are to be used to repair damages, provide educational and intervention programs, and provide rewards to the public for aiding in the apprehension and prosecution of offenders who commit graffiti offenses.

FUND 22500 - ALTERNATIVE DISPUTE RESOLUTION SYSTEM (ADRS)

This fund was established, pursuant to State statutes, to account for an alternative dispute resolution system for the peaceable and expeditious resolution of citizen disputes.

FUND 22600 – PROBATE CONTRIBUTIONS FUND

This fund was established, pursuant to State statutes, to account for the collection of a fee under Section 51.704. The revenues in this fund are to be used for court-related purposes for the support of the statutory probate courts.

FUND 24300 - APPELLATE JUDICIAL SYSTEM FUND

This fund was established, pursuant to State statutes, to account for the collection and expenditure of monies collected in civil cases to provide for a portion of the operational costs of the Court of Appeals.

FUND 22700 – JUSTICE COURT TECHNOLOGY FUND

This fund was established, pursuant to State statutes, to account for the collection and expenditure of monies to provide for technology in the justice of the peace courts.

FUND 22800 – JUSTICE COURT BUILDING SECURITY FUND

This fund was established, pursuant to State statutes, to account for the collection and expenditure of monies to provide for security in the justice court buildings.

FUND 22900 – CHILD ABUSE PREVENTION FUND

This fund was established, pursuant to State statutes, to account for the collection and expenditure of monies to provide for child abuse prevention programs.

FUND 23000 – FAMILY PROTECTION FUND

This fund was established, pursuant to State statutes, to account for the collection and expenditure of monies to provide for family protection services.

FUND 23100 – GUARDIANSHIP FUND

This fund was established, pursuant to State statutes, to account for the collection and expenditure of monies to provide compensation of a guardian ad litem, an attorney ad litem, and/or fund local guardianship programs for indigent incapacitated persons.

FUND 23200 – DRUG AND ALCOHOL COURT FUND

This fund was established, pursuant to State statutes, to account for the collection and expenditure of monies to provide for drug and alcohol court program.

FUND 23300 – COUNTY AND DISTRICT COURT TECHNOLOGY FUND

This fund was established, pursuant to State statutes, to account for the collection and expenditure of monies to provide for county and district court technology.

**TARRANT COUNTY, TEXAS
COURT DESIGNATED FUNDS
FUND DESCRIPTION**

FUND 23400 – SPECIALTY COURT FUND

This fund was established, pursuant to State statutes, to account for the collection and expenditure of monies to provide for eligible specialty court programs.

FUND 23500 – TRUANCY PREVENTION AND DIVERSION FUND

This fund was established, pursuant to State statutes, to account for the collection and expenditure of monies to provide for a juvenile case manager and implement programs to prevent or reduce juvenile referrals to the court.

FUND 23600 – LANGUAGE ACCESS FUND

This fund was established, pursuant to State statutes, to account for the collection and expenditure of monies to provide language access services for individuals appearing before the court or receiving court services.



TARRANT COUNTY, TEXAS
COMBINING BALANCE SHEET
COURT DESIGNATED FUNDS
AS OF 11/30/2022


<u>COMBINED TOTAL</u>		<u>COURTHOUSE SECURITY</u>	<u>JUVENILE DELINQUENCY PREVENTION</u>	<u>ADRS</u>	<u>PROBATE CONTRIBUTION FUND</u>	<u>APPELLATE JUDICIAL SYSTEM</u>	<u>JUSTICE COURT TECHNOLOGY FUND</u>
ASSETS							
\$3,594,479.63	CASH AND INVESTMENTS	\$0.00	\$2,899.36	\$1,697,203.76	\$802,675.16	\$35,415.53	\$205,498.71
<u>0.00</u>	OTHER RECEIVABLES	<u>0.00</u>	<u>0.00</u>	<u>0.00</u>	<u>0.00</u>	<u>0.00</u>	<u>0.00</u>
<u>\$3,594,479.63</u>	TOTAL ASSETS	<u>\$0.00</u>	<u>\$2,899.36</u>	<u>\$1,697,203.76</u>	<u>\$802,675.16</u>	<u>\$35,415.53</u>	<u>\$205,498.71</u>
LIABILITIES AND FUND BALANCES							
LIABILITIES:							
\$1,083.21	ACCOUNTS PAYABLE	\$0.00	\$0.00	\$250.99	\$0.00	\$832.22	\$0.00
<u>33,054.04</u>	OTHER LIABILITIES	<u>0.00</u>	<u>0.00</u>	<u>16,822.99</u>	<u>4,990.81</u>	<u>4,002.89</u>	<u>0.00</u>
34,137.25	TOTAL LIABILITIES	0.00	0.00	17,073.98	4,990.81	4,835.11	0.00
FUND BALANCES:							
<u>3,560,342.38</u>	FUND BALANCES	<u>0.00</u>	<u>2,899.36</u>	<u>1,680,129.78</u>	<u>797,684.35</u>	<u>30,580.42</u>	<u>205,498.71</u>
<u>\$3,594,479.63</u>	TOTAL LIABILITIES AND FUND BALANCES	<u>\$0.00</u>	<u>\$2,899.36</u>	<u>\$1,697,203.76</u>	<u>\$802,675.16</u>	<u>\$35,415.53</u>	<u>\$205,498.71</u>

JUSTICE COURT BLDG SECURITY FUND	CHILD ABUSE PREVENTION FUND	FAMILY PROTECTION FUND	GUARDIANSHIP FUND	DRUG & ALCOHOL COURT	COUNTY AND DISTRICT COURT TECHNOLOGY FUND	SPECIALTY COURT FUND	TRUANCY PREVENTION & DIVERSION FUND	LANGUAGE ACCESS FUND
\$0.00	\$107,648.10	\$30.05	\$144,300.94	\$141,471.64	\$211,427.67	\$111,043.12	\$86,011.52	\$48,854.07
0.00	0.00	0.00	0.00	0.00	0.00	0.00	0.00	0.00
<u>\$0.00</u>	<u>\$107,648.10</u>	<u>\$30.05</u>	<u>\$144,300.94</u>	<u>\$141,471.64</u>	<u>\$211,427.67</u>	<u>\$111,043.12</u>	<u>\$86,011.52</u>	<u>\$48,854.07</u>
\$0.00	\$0.00	\$0.00	\$0.00	\$0.00	\$0.00	\$0.00	\$0.00	\$0.00
0.00	0.00	0.00	0.00	0.00	0.00	7,237.35	0.00	0.00
0.00	0.00	0.00	0.00	0.00	0.00	7,237.35	0.00	0.00
0.00	107,648.10	30.05	144,300.94	141,471.64	211,427.67	103,805.77	86,011.52	48,854.07
<u>\$0.00</u>	<u>\$107,648.10</u>	<u>\$30.05</u>	<u>\$144,300.94</u>	<u>\$141,471.64</u>	<u>\$211,427.67</u>	<u>\$111,043.12</u>	<u>\$86,011.52</u>	<u>\$48,854.07</u>

TARRANT COUNTY, TEXAS
COMBINING STATEMENT OF REVENUES AND EXPENDITURES
AND CHANGES IN FUND BALANCE
COURT DESIGNATED FUNDS
FOR THE TWO (2) MONTHS ENDED 11/30/2022

COMBINED TOTAL		COURTHOUSE SECURITY	JUVENILE DELINQUENCY PREVENTION	ADRS	PROBATE CONTRIBUTION FUND	APPELLATE JUDICIAL SYSTEM	JUSTICE COURT TECHNOLOGY FUND
REVENUES:							
\$480,205.96	FEES OF OFFICE	\$188,843.57	\$0.00	\$150,449.58	\$0.00	\$32,090.65	\$4,488.92
0.00	INTERGOVERNMENTAL	0.00	0.00	0.00	0.00	0.00	0.00
19,646.67	INVESTMENT INCOME	0.00	16.15	9,199.19	4,609.21	191.42	1,146.48
0.00	MISCELLANEOUS	0.00	0.00	0.00	0.00	0.00	0.00
499,852.63	TOTAL REVENUES	188,843.57	16.15	159,648.77	4,609.21	32,282.07	5,635.40
EXPENDITURES:							
CURRENT:							
64,072.90	GENERAL GOVERNMENT	0.00	0.00	64,072.90	0.00	0.00	0.00
68,846.74	JUDICIAL	0.00	0.00	0.00	18,342.36	24,204.81	0.00
0.00	CAPITAL/CONSTRUCTION	0.00	0.00	0.00	0.00	0.00	0.00
132,919.64	TOTAL EXPENDITURES	0.00	0.00	64,072.90	18,342.36	24,204.81	0.00
366,932.99	EXCESS (DEFICIT) OF REVENUES OVER EXPENDITURES	188,843.57	16.15	95,575.87	(13,733.15)	8,077.26	5,635.40
OTHER FINANCING SOURCES (USES):							
(190,200.60)	OPERATING TRANSFERS OUT	(188,843.57)	0.00	0.00	0.00	0.00	0.00
176,732.39	EXCESS (DEFICIT) OF REVENUES AND OPERATING TRANSFERS OVER EXPENDITURES	0.00	16.15	95,575.87	(13,733.15)	8,077.26	5,635.40
FUND BALANCES:							
3,383,609.99	BEGINNING OF PERIOD	0.00	2,883.21	1,584,553.91	811,417.50	22,503.16	199,863.31
<u>\$3,560,342.38</u>	END OF PERIOD	<u>\$0.00</u>	<u>\$2,899.36</u>	<u>\$1,680,129.78</u>	<u>\$797,684.35</u>	<u>\$30,580.42</u>	<u>\$205,498.71</u>

JUSTICE COURT BLDG SECURITY FUND	CHILD ABUSE PREVENTION FUND	FAMILY PROTECTION FUND	GUARDIANSHIP FUND	DRUG & ALCOHOL COURT	COUNTY AND DISTRICT COURT TECHNOLOGY FUND	SPECIALTY COURT FUND	TRUANCY PREVENTION & DIVERSION FUND	LANGUAGE ACCESS FUND
\$1,357.03	\$1,671.35	\$30.00	\$20,207.69	\$1,640.38	\$4,429.51	\$20,925.14	\$5,218.07	\$48,854.07
0.00	0.00	0.00	0.00	0.00	0.00	0.00	0.00	0.00
0.00	595.41	0.05	743.79	881.23	1,165.72	631.96	466.06	0.00
0.00	0.00	0.00	0.00	0.00	0.00	0.00	0.00	0.00
1,357.03	2,266.76	30.05	20,951.48	2,521.61	5,595.23	21,557.10	5,684.13	48,854.07
0.00	0.00	0.00	0.00	0.00	0.00	0.00	0.00	0.00
0.00	0.00	0.00	0.00	0.00	0.00	26,299.57	0.00	0.00
0.00	0.00	0.00	0.00	0.00	0.00	0.00	0.00	0.00
0.00	0.00	0.00	0.00	0.00	0.00	26,299.57	0.00	0.00
1,357.03	2,266.76	30.05	20,951.48	2,521.61	5,595.23	(4,742.47)	5,684.13	48,854.07
(1,357.03)	0.00	0.00	0.00	0.00	0.00	0.00	0.00	0.00
0.00	2,266.76	30.05	20,951.48	2,521.61	5,595.23	(4,742.47)	5,684.13	48,854.07
0.00	105,381.34	0.00	123,349.46	138,950.03	205,832.44	108,548.24	80,327.39	0.00
\$0.00	\$107,648.10	\$30.05	\$144,300.94	\$141,471.64	\$211,427.67	\$103,805.77	\$86,011.52	\$48,854.07



**TARRANT COUNTY, TEXAS
ENTERPRISE FUNDS
FUND DESCRIPTIONS**

FUND 51100 – RESOURCE CONNECTION

This fund was established to account for activities of the Resource Connection.

FUND 51200 – OIL & GAS ROYALTY FUND

This fund was established to account for proceeds from the lease of County mineral rights on the Resource Connection campus.

TARRANT COUNTY, TEXAS
STATEMENT OF NET POSITION
ENTERPRISE FUNDS
AS OF 11/30/2022

<u>COMBINED TOTAL</u>		<u>RESOURCE CONNECTION</u>	<u>OIL & GAS ROYALTY</u>
ASSETS			
\$4,749,481.37	CASH AND INVESTMENTS	\$3,032,541.49	\$1,716,939.88
3,533,461.07	OTHER RECEIVABLES (NET)	3,533,461.07	0.00
7,075.00	PREPAID EXPENSES & INVENTORY	7,075.00	0.00
<u>3,601,656.66</u>	<u>FIXED ASSETS (NET)</u>	<u>3,109,242.66</u>	<u>492,414.00</u>
<u>11,891,674.10</u>	<u>TOTAL ASSETS</u>	<u>9,682,320.22</u>	<u>2,209,353.88</u>
DEFERRED OUTFLOWS OF RESOURCES			
110,089.00	PENSION CONTRIBUTIONS AFTER MEASUREMENT DATE	110,089.00	0.00
5,462.00	DIFFERENCE IN EXPECTED & ACTUAL PENSION EXPERIENCE	5,462.00	0.00
175,908.00	CHANGES IN PENSION ASSUMPTIONS	175,908.00	0.00
1,280.00	DIFFERENCE IN EXPECTED & ACTUAL OPEB EXPERIENCE	1,280.00	0.00
83,322.00	CHANGES IN OPEB ASSUMPTIONS	83,322.00	0.00
<u>25,625.00</u>	<u>OPEB CONTRIBUTIONS AFTER MEASUREMENT DATE</u>	<u>25,625.00</u>	<u>0.00</u>
<u>401,686.00</u>	<u>TOTAL DEFERRED OUTFLOWS OF RESOURCES</u>	<u>401,686.00</u>	<u>0.00</u>
LIABILITIES			
98,265.73	ACCOUNTS PAYABLE	98,265.73	0.00
52,535.57	OTHER LIABILITIES	52,535.57	0.00
381,576.89	ADVANCE FROM CAPITAL PROJECTS FUND	381,576.89	0.00
45,049.94	UNEARNED REVENUE	45,049.94	0.00
69,472.00	NET PENSION LIABILITY	69,472.00	0.00
692,349.00	OTHER POST EMPLOYMENT BENEFIT LIABILITY	692,349.00	0.00
<u>117,329.13</u>	<u>COMPENSATED ABSENCES</u>	<u>117,329.13</u>	<u>0.00</u>
<u>1,456,578.26</u>	<u>TOTAL LIABILITIES</u>	<u>1,456,578.26</u>	<u>0.00</u>
DEFERRED INFLOWS OF RESOURCES			
14,257.00	DIFFERENCE IN EXPECTED & ACTUAL PENSION EXPERIENCE	14,257.00	0.00
583,380.00	DIFFERENCE IN PROJECTED & ACTUAL PENSION EARNINGS	583,380.00	0.00
14,112.00	CHANGES IN PENSION ASSUMPTIONS	14,112.00	0.00
96,257.00	DIFFERENCE IN EXPECTED & ACTUAL OPEB EXPERIENCE	96,257.00	0.00
68,462.00	CHANGES IN OPEB ASSUMPTIONS	68,462.00	0.00
<u>3,620,675.24</u>	<u>DEFERRED LEASE INFLOW</u>	<u>3,620,675.24</u>	<u>0.00</u>
<u>4,397,143.24</u>	<u>TOTAL DEFERRED INFLOWS OF RESOURCES</u>	<u>4,397,143.24</u>	<u>0.00</u>
NET POSITION			
<u>6,439,638.60</u>	<u>NET POSITION</u>	<u>4,230,284.72</u>	<u>2,209,353.88</u>
<u>\$6,439,638.60</u>	<u>TOTAL NET POSITION</u>	<u>\$4,230,284.72</u>	<u>\$2,209,353.88</u>

TARRANT COUNTY, TEXAS
COMBINING STATEMENT OF REVENUES, EXPENSES
AND CHANGES IN FUND NET POSITION
ENTERPRISE FUNDS
FOR THE TWO (2) MONTHS ENDED 11/30/2022

<u>COMBINED TOTAL</u>		<u>RESOURCE CONNECTION</u>	<u>OIL & GAS ROYALTY</u>
	OPERATING REVENUES:		
\$543,271.57	BUILDING RENTALS	\$543,271.57	\$0.00
<u>16,390.68</u>	OTHER REVENUES	<u>0.00</u>	<u>16,390.68</u>
559,662.25	TOTAL OPERATING REVENUES	543,271.57	16,390.68
	OPERATING EXPENSES:		
200,243.10	PERSONNEL	200,243.10	0.00
122,712.68	BUILDING AND EQUIPMENT	122,712.68	0.00
50,076.23	DEPRECIATION AND AMORTIZATION	38,396.06	11,680.17
0.00	INSURANCE PREMIUMS	0.00	0.00
<u>1,332.69</u>	OTHER EXPENSES	<u>1,332.69</u>	<u>0.00</u>
<u>374,364.70</u>	TOTAL OPERATING EXPENSES	<u>362,684.53</u>	<u>11,680.17</u>
185,297.55	OPERATING INCOME (LOSS)	180,587.04	4,710.51
	NON-OPERATING REVENUE (EXPENSE):		
<u>29,505.86</u>	INTEREST INCOME	<u>20,037.81</u>	<u>9,468.05</u>
214,803.41	NET INCOME (LOSS) BEFORE TRANSFERS	200,624.85	14,178.56
	OPERATING TRANSFERS:		
0.00	OPERATING TRANSFERS IN	0.00	0.00
<u>0.00</u>	OPERATING TRANSFERS OUT	<u>0.00</u>	<u>0.00</u>
214,803.41	NET INCOME (LOSS)	200,624.85	14,178.56
	NET POSITION:		
<u>6,224,835.19</u>	BEGINNING OF PERIOD	<u>4,029,659.87</u>	<u>2,195,175.32</u>
<u><u>\$6,439,638.60</u></u>	END OF PERIOD	<u><u>\$4,230,284.72</u></u>	<u><u>\$2,209,353.88</u></u>



**TARRANT COUNTY, TEXAS
INTERNAL SERVICE FUNDS
FUND DESCRIPTIONS**

FUND 61500 - SELF INSURANCE FUND

This fund was established to account for expenditures of bond proceeds received in fiscal year 1998 for the county self insured general liability claims.

FUND 61900 - WORKERS COMPENSATION

This fund was established to account for workers compensation claims. Prior to the establishment of fund 615, this fund was used for general liability and automobile/property damage claims.

FUND 62100 - COUNTY CLERK PROFESSIONAL LIABILITY FUND

This fund was established to account for the County Clerk's errors and omissions self insurance.

FUND 62200 - DISTRICT CLERK PROFESSIONAL LIABILITY FUND

This fund was established to account for the District Clerk's errors and omissions self insurance.

FUND 65100 - EMPLOYEE BENEFITS FUND

This fund was established to account for Tarrant County employee benefits.

TARRANT COUNTY, TEXAS
STATEMENT OF NET POSITION
INTERNAL SERVICE FUNDS
AS OF 11/30/2022

<u>COMBINED TOTAL</u>		<u>SELF INSURANCE</u>	<u>WORKERS COMPENSATION</u>	<u>COUNTY CLERK PROFESSIONAL LIABILITY</u>
ASSETS				
\$58,523,076.01	CASH AND INVESTMENTS	\$12,342,665.46	\$5,067,712.22	\$726,097.28
1,715,076.95	OTHER RECEIVABLES	3,780.26	0.00	0.00
<u>386,000.00</u>	PREPAID EXPENSES AND INVENTORY	<u>0.00</u>	<u>140,000.00</u>	<u>0.00</u>
<u>60,624,152.96</u>	TOTAL ASSETS	<u>12,346,445.72</u>	<u>5,207,712.22</u>	<u>726,097.28</u>
LIABILITIES				
454,983.11	ACCOUNTS PAYABLE	31,681.94	667.50	0.00
20,947,741.77	OTHER LIABILITIES	2,150,400.00	14,281,050.00	0.00
<u>113,631.03</u>	UNEARNED REVENUE	<u>0.00</u>	<u>0.00</u>	<u>0.00</u>
<u>21,516,355.91</u>	TOTAL LIABILITIES	<u>2,182,081.94</u>	<u>14,281,717.50</u>	<u>0.00</u>
NET POSITION				
<u>39,107,797.05</u>	NET POSITION	<u>10,164,363.78</u>	<u>(9,074,005.28)</u>	<u>726,097.28</u>
<u><u>\$39,107,797.05</u></u>	TOTAL NET POSITION	<u><u>\$10,164,363.78</u></u>	<u><u>(\$9,074,005.28)</u></u>	<u><u>\$726,097.28</u></u>

<u>DISTRICT CLERK PROFESSIONAL LIABILITY</u>	<u>EMPLOYEE BENEFITS</u>
\$566,135.35	\$39,820,465.70
0.00	1,711,296.69
0.00	246,000.00
<u>566,135.35</u>	<u>41,777,762.39</u>
0.00	422,633.67
0.00	4,516,291.77
0.00	113,631.03
<u>0.00</u>	<u>5,052,556.47</u>
<u>566,135.35</u>	<u>36,725,205.92</u>
<u>\$566,135.35</u>	<u>\$36,725,205.92</u>


TARRANT COUNTY, TEXAS
COMBINING STATEMENT OF REVENUES, EXPENSES
AND CHANGES IN FUND NET POSITION
INTERNAL SERVICE FUNDS
FOR THE TWO (2) MONTHS ENDED 11/30/2022

<u>COMBINED TOTAL</u>		<u>SELF INSURANCE</u>	<u>WORKERS COMPENSATION</u>	<u>COUNTY CLERK PROFESSIONAL LIABILITY</u>
	OPERATING REVENUES:			
\$4,000,274.72	USER FEES	\$0.00	\$0.00	\$5.00
9,740,286.34	COUNTY CONTRIBUTIONS	0.00	555,368.26	0.00
<u>202,401.71</u>	OTHER REVENUES	<u>642.91</u>	<u>0.00</u>	<u>0.00</u>
13,942,962.77	TOTAL OPERATING REVENUES	642.91	555,368.26	5.00
	OPERATING EXPENSES:			
698.08	BUILDING AND EQUIPMENT	0.00	0.00	0.00
14,051,789.64	SELF INSURANCE CLAIMS	418,058.84	602,083.00	0.00
1,158,320.08	INSURANCE PREMIUMS	0.00	0.00	0.00
726,212.80	ADMINISTRATION	0.00	0.00	0.00
<u>187,572.29</u>	OTHER EXPENSES	<u>9,207.31</u>	<u>4,729.98</u>	<u>0.00</u>
<u>16,124,592.89</u>	TOTAL OPERATING EXPENSES	<u>427,266.15</u>	<u>606,812.98</u>	<u>0.00</u>
(2,181,630.12)	OPERATING INCOME (LOSS)	(426,623.24)	(51,444.72)	5.00
	NON-OPERATING REVENUE (EXPENSE):			
<u>316,547.57</u>	INTEREST INCOME	<u>56,554.92</u>	<u>27,798.46</u>	<u>4,046.08</u>
(1,865,082.55)	NET INCOME (LOSS) BEFORE TRANSFERS	(370,068.32)	(23,646.26)	4,051.08
	OPERATING TRANSFERS:			
10,000,000.00	OPERATING TRANSFERS IN	10,000,000.00	0.00	0.00
<u>0.00</u>	OPERATING TRANSFERS OUT	<u>0.00</u>	<u>0.00</u>	<u>0.00</u>
8,134,917.45	NET INCOME (LOSS)	9,629,931.68	(23,646.26)	4,051.08
	NET POSITION:			
<u>30,972,879.60</u>	BEGINNING OF PERIOD	<u>534,432.10</u>	<u>(9,050,359.02)</u>	<u>722,046.20</u>
<u>\$39,107,797.05</u>	END OF PERIOD	<u>\$10,164,363.78</u>	<u>(\$9,074,005.28)</u>	<u>\$726,097.28</u>

<u>DISTRICT CLERK PROFESSIONAL LIABILITY</u>	<u>EMPLOYEE BENEFITS</u>
\$5.00	\$4,000,264.72
0.00	9,184,918.08
0.00	201,758.80
5.00	13,386,941.60
0.00	698.08
0.00	13,031,647.80
0.00	1,158,320.08
0.00	726,212.80
0.00	173,635.00
0.00	15,090,513.76
5.00	(1,703,572.16)
3,154.72	224,993.39
3,159.72	(1,478,578.77)
0.00	0.00
0.00	0.00
3,159.72	(1,478,578.77)
562,975.63	38,203,784.69
<u>\$566,135.35</u>	<u>\$36,725,205.92</u>



TARRANT COUNTY
BUDGETARY INFORMATION



TARRANT COUNTY, TEXAS
SUMMARY BUDGET VERSUS ACTUAL (BUDGET BASIS) REVENUE AND EXPENDITURES
TAX SUPPORTED FUNDS
FOR THE TWO (2) MONTHS ENDED 11/30/2022

	CURRENT MONTH ACTUAL	YTD ACTUAL	BUDGET	PERCENT	LAST YEAR PERCENT
<u>GENERAL FUND</u>					
REVENUES:					
Taxes	\$32,485,958	\$43,367,076	\$505,760,379	8.57%	9.57%
Licenses	85,568	212,658	1,300,000	16.36%	15.34%
Fees of Office	2,781,999	5,805,079	69,802,751	8.32%	10.56%
Intergovernmental	2,497,455	3,154,756	28,159,038	11.20%	7.95%
Investment Income	1,603,709	3,031,246	9,101,900	33.30%	39.01%
Other Revenues	458,970	1,125,241	9,065,290	12.41%	18.87%
Transfers	92,922	190,201	928,000	20.50%	18.41%
Contingent			5,000,000		
Cash Carryforward		203,509,485	186,326,912		
	<u>\$40,006,581</u>	<u>\$260,395,742</u>	<u>\$815,444,270</u>	<u>31.93%</u>	<u>34.33%</u>
EXPENDITURES:					
Personnel	\$33,902,330	\$66,174,260	\$423,214,331	15.64%	15.74%
Other	9,354,971	51,384,909	156,913,889	32.75%	29.11%
Transfers	9,621,044	29,622,372	127,266,150	23.28%	18.22%
Grant Match and Subsidy	815,889	842,020	5,107,932	16.48%	6.06%
Undesignated			17,950,641		
Contingent			5,000,000		
Reserves			79,991,327		
	<u>\$53,694,234</u>	<u>\$148,023,561</u>	<u>\$815,444,270</u>	<u>18.15%</u>	<u>16.07%</u>
<u>ROAD & BRIDGE FUND</u>					
REVENUES:					
Fees of Office	\$1,329,770	\$2,810,870	\$18,320,000	15.34%	14.66%
Intergovernmental	6,624	36,804	56,000	65.72%	82.95%
Investment Income	42,607	82,117	280,000	29.33%	27.12%
Other Revenues	39,541	40,207	212,000	18.97%	69.52%
Transfers	1,255,036	2,510,071	15,060,427	16.67%	16.67%
Cash Carryforward		12,167,246	10,615,856		
	<u>\$2,673,578</u>	<u>\$17,647,315</u>	<u>\$44,544,283</u>	<u>39.62%</u>	<u>47.95%</u>
EXPENDITURES:					
Personnel	\$1,726,901	\$3,496,701	\$23,811,911	14.68%	15.05%
Other	638,452	6,399,559	20,036,041	31.94%	16.86%
Grant Match and Subsidy	0	34,019	356,100	9.55%	0.00%
Undesignated			340,231		
	<u>\$2,365,353</u>	<u>\$9,930,279</u>	<u>\$44,544,283</u>	<u>22.29%</u>	<u>15.66%</u>
<u>DEBT SERVICE FUND</u>					
REVENUES:					
Taxes	\$2,688,855	\$3,585,789	\$42,705,537	8.40%	9.43%
Investment Income	10,425	15,599	330,354	4.72%	3.92%
Cash Carryforward		1,754,793	1,678,237		
	<u>\$2,699,280</u>	<u>\$5,356,181</u>	<u>\$44,714,128</u>	<u>11.98%</u>	<u>13.79%</u>
EXPENDITURES:					
Principal	\$0	\$0	\$28,240,000	0.00%	0.00%
Interest	0	0	14,964,128	0.00%	0.00%
Other Expenditures	0	1,250	10,000	12.50%	12.50%
Reserves			1,500,000		
	<u>\$0</u>	<u>\$1,250</u>	<u>\$44,714,128</u>	<u>0.00%</u>	<u>0.00%</u>

TARRANT COUNTY, TEXAS
GENERAL FUND FEES OF OFFICE ANALYSIS
FOR THE TWO (2) MONTHS ENDED 11/30/2022
(BUDGET BASIS)

<u>FEE OFFICE</u>	<u>ACTUAL REVENUE</u>	<u>ANNUAL BUDGET</u>	<u>PERCENT COLLECTED</u>	<u>LAST YEAR PERCENT</u>
Tax Assessor/Collector	\$1,136,653	\$42,736,351	2.66%	3.46%
County Clerk	1,856,692	11,661,700	15.92%	22.93%
Sheriff	66,152	470,500	14.06%	16.18%
Constable 1	135,138	650,000	20.79%	21.12%
Constable 2	202,877	925,000	21.93%	24.96%
Constable 3	98,088	500,000	19.62%	23.63%
Constable 4	52,323	400,000	13.08%	18.81%
Constable 5	138,309	510,000	27.12%	19.85%
Constable 6	96,143	400,000	24.04%	23.10%
Constable 7	168,170	650,000	25.87%	23.64%
Constable 8	175,073	820,000	21.35%	19.95%
District Clerk	728,085	4,380,000	16.62%	16.10%
Domestic Relations	173,924	1,118,700	15.55%	18.85%
District Attorney	15,293	100,000	15.29%	23.24%
Justice of Peace 1	30,730	180,000	17.07%	19.30%
Justice of Peace 2	53,980	260,000	20.76%	20.60%
Justice of Peace 3	23,558	125,000	18.85%	17.30%
Justice of Peace 4	28,034	140,000	20.02%	18.72%
Justice of Peace 5	28,892	165,000	17.51%	17.45%
Justice of Peace 6	30,044	202,000	14.87%	20.49%
Justice of Peace 7	51,925	250,000	20.77%	17.54%
Justice of Peace 8	36,973	200,000	18.49%	17.98%
County Courts	4,188	23,000	18.21%	18.36%
Elections	200	1,500	13.33%	18.10%
Medical Examiner	398,259	2,585,000	15.41%	20.47%
Other	75,376	349,000	21.60%	18.20%
TOTAL	<u>\$5,805,079</u>	<u>\$69,802,751</u>	8.32%	10.56%
RATABLE COLLECTION PERCENTAGE			<u>16.67%</u>	

TARRANT COUNTY, TEXAS
BUDGET REPORT
FOR THE TWO (2) MONTHS ENDED 11/30/2022

	CURRENT MONTH EXPENDITURES	ENCUMBRANCES AND COMMITMENTS	TOTAL EXPENDITURES ENCUMBRANCES & COMMITMENTS	TOTAL BUDGET	UNEXPENDED BUDGET	% BUDGET USED
GENERAL FUND						
County Judge	84,707.85	-	165,391.72	1,070,944.00	905,552.28	15.44%
County Administrator	249,415.67	21,392.90	486,365.54	3,538,145.00	3,051,779.46	13.75%
Non-Departmental	10,610,099.08	1,041,737.18	32,528,846.84	145,494,268.00	112,965,421.16	22.36%
Auditor	673,273.68	10,457.19	1,311,926.93	8,477,649.00	7,165,722.07	15.48%
Budget/Risk Management	117,825.57	1,094.00	231,483.58	1,565,789.00	1,334,305.42	14.78%
Tax Assessor / Collector	1,279,740.19	991,271.53	3,819,003.19	18,141,795.00	14,322,791.81	21.05%
Elections Administration	2,150,031.35	180,743.69	3,010,018.97	10,832,207.00	7,822,188.03	27.79%
Information Technology	3,805,426.57	6,911,109.19	13,317,127.07	54,088,131.00	40,771,003.93	24.62%
Human Resources	260,900.68	25,870.17	576,270.65	4,287,668.00	3,711,397.35	13.44%
Purchasing	219,554.08	5,349.32	474,647.40	2,855,872.00	2,381,224.60	16.62%
Facilities	497,617.23	726,612.17	1,624,322.02	6,486,495.00	4,862,172.98	25.04%
Sheriff	4,708,900.83	512,505.23	9,652,835.42	58,371,978.00	48,719,142.58	16.54%
Sheriff - Confinement	8,623,962.36	12,758,596.07	29,552,383.61	107,551,896.00	77,999,512.39	27.48%
Constable Precinct 1	119,342.33	883.14	240,388.48	1,540,112.00	1,299,723.52	15.61%
Constable Precinct 2	122,557.48	1,826.44	243,051.49	1,437,523.00	1,194,471.51	16.91%
Constable Precinct 3	141,706.63	10,238.07	291,356.88	1,749,623.00	1,458,266.12	16.65%
Constable Precinct 4	100,534.83	1,256.38	192,458.54	1,240,512.00	1,048,053.46	15.51%
Constable Precinct 5	91,414.61	2,864.99	181,687.65	1,113,876.00	932,188.35	16.31%
Constable Precinct 6	88,793.06	73.95	173,008.31	1,093,454.00	920,445.69	15.82%
Constable Precinct 7	132,493.34	2,889.37	262,255.79	1,597,562.00	1,335,306.21	16.42%
Constable Precinct 8	109,956.09	631.59	224,126.00	1,473,931.00	1,249,805.00	15.21%
Medical Examiner	1,040,611.62	485,923.52	2,922,572.25	16,043,629.00	13,121,056.75	18.22%
Fire Marshal	39,744.72	198.00	77,766.47	481,009.00	403,242.53	16.17%
Community Supervision	257,198.05	-	894,680.43	4,503,000.00	3,608,319.57	19.87%
Juvenile Services	1,756,000.94	1,486,687.55	4,901,393.16	26,229,222.00	21,327,828.84	18.69%
Buildings	1,970,189.06	6,404,385.85	9,315,428.28	28,356,496.00	19,041,067.72	32.85%
17TH District Court	26,924.99	164.07	55,582.98	332,576.00	276,993.02	16.71%
48TH District Court	27,291.63	-	55,445.32	331,304.00	275,858.68	16.74%
67TH District Court	26,783.25	-	52,474.03	327,211.00	274,736.97	16.04%
96TH District Court	27,107.51	10.65	52,616.09	328,884.00	276,267.91	16.00%
141ST District Court	26,524.74	-	52,098.91	325,320.00	273,221.09	16.01%
153RD District Court	27,919.52	-	54,695.16	340,776.00	286,080.84	16.05%
236TH District Court	27,065.85	-	53,101.63	333,171.00	280,069.37	15.94%
342ND District Court	26,447.88	-	51,818.67	328,742.00	276,923.33	15.76%
348TH District Court	28,638.12	-	53,212.97	328,617.00	275,404.03	16.19%
352ND District Court	26,859.48	-	53,923.14	326,398.00	272,474.86	16.52%
Criminal District Court 1	220,089.12	31.95	352,943.45	2,477,563.00	2,124,619.55	14.25%
Criminal District Court 2	147,913.93	102.32	280,645.47	2,099,330.00	1,818,684.53	13.37%
Criminal District Court 3	127,542.00	5.88	270,168.29	2,075,539.00	1,805,370.71	13.02%
Criminal District Court 4	126,540.66	-	252,160.81	2,000,119.00	1,747,958.19	12.61%
213TH District Court	126,846.80	6.50	250,274.91	2,483,391.00	2,233,116.09	10.08%
297TH District Court	133,891.58	386.98	331,208.28	2,055,266.00	1,724,057.72	16.12%
371ST District Court	239,676.78	-	405,736.08	2,465,622.00	2,059,885.92	16.46%
372ND District Court	193,083.44	95.65	326,682.74	2,162,696.00	1,836,013.26	15.11%
396TH District Court	243,769.44	-	376,650.65	2,719,969.00	2,343,318.35	13.85%
432ND District Court	177,757.15	-	344,745.18	2,468,685.00	2,123,939.82	13.96%
485TH District Court	68,268.34	385.00	161,196.65	2,541,279.00	2,380,082.35	6.34%
Magistrate Court	225,197.92	56,458.44	495,716.01	2,640,289.00	2,144,572.99	18.78%
231ST District Court	169,783.66	-	279,625.20	1,131,987.00	852,361.80	24.70%
233RD District Court	192,800.90	-	315,685.87	1,946,273.00	1,630,587.13	16.22%
322ND District Court	90,634.04	296.72	166,915.62	1,086,919.00	920,003.38	15.36%
323RD District Court	201,093.92	1,839.99	286,239.64	3,272,074.00	2,985,834.36	8.75%
324TH District Court	105,508.69	-	167,608.96	1,180,619.00	1,013,010.04	14.20%
325TH District Court	77,170.94	5,426.90	195,392.14	1,115,609.00	920,216.86	17.51%
360TH District Court	202,363.88	365.00	304,827.13	1,488,985.00	1,184,157.87	20.47%
Special Judges	36,680.17	-	63,862.00	283,397.00	219,535.00	22.53%
Criminal Court Administration	434,504.69	29,638.38	867,550.67	4,760,600.00	3,893,049.33	18.22%
Grand Jury	19,343.30	109.52	38,016.45	238,336.00	200,319.55	15.95%
Criminal Attorney Appointment	51,816.28	296.43	101,793.98	615,482.00	513,688.02	16.54%
Criminal Mental Health Court	55,962.92	13,387.82	121,564.66	959,641.00	838,076.34	12.67%
County Court at Law #1	54,837.68	-	107,756.21	680,510.00	572,753.79	15.83%
County Court at Law #2	54,656.74	-	106,944.83	675,022.00	568,077.17	15.84%
County Court at Law #3	46,191.39	-	89,067.51	659,506.00	570,438.49	13.51%
County Criminal Court 1	100,333.34	-	198,514.99	1,157,512.00	958,997.01	17.15%

**TARRANT COUNTY, TEXAS
BUDGET REPORT
FOR THE TWO (2) MONTHS ENDED 11/30/2022**

	CURRENT MONTH EXPENDITURES	ENCUMBRANCES AND COMMITMENTS	TOTAL EXPENDITURES ENCUMBRANCES & COMMITMENTS	TOTAL BUDGET	UNEXPENDED BUDGET	% BUDGET USED
GENERAL FUND (cont'd)						
County Criminal Court 2	108,455.59	128.72	202,765.05	1,146,709.00	943,943.95	17.68%
County Criminal Court 3	86,827.93	-	170,035.99	1,081,475.00	911,439.01	15.72%
County Criminal Court 4	94,599.38	-	175,561.80	1,051,931.00	876,369.20	16.69%
County Criminal Court 5	114,384.23	54.44	191,613.74	1,338,655.00	1,147,041.26	14.31%
County Criminal Court 6	101,711.45	-	183,924.61	890,373.00	706,448.39	20.66%
County Criminal Court 7	94,250.61	-	177,907.85	934,082.00	756,174.15	19.05%
County Criminal Court 8	75,768.00	-	155,441.47	911,698.00	756,256.53	17.05%
County Criminal Court 9	113,007.35	-	189,729.99	929,555.00	739,825.01	20.41%
County Criminal Court 10	69,450.64	-	155,922.18	807,442.00	651,519.82	19.31%
Probate Court 1	172,306.07	-	332,658.44	2,599,331.00	2,266,672.56	12.80%
Probate Court 2	158,175.60	271.95	312,009.63	2,337,327.00	2,025,317.37	13.35%
Justice of the Peace Pct 1	77,075.02	5,451.37	154,883.20	1,003,755.00	848,871.80	15.43%
Justice of the Peace Pct 2	74,586.45	9,998.56	157,519.33	1,027,218.00	869,698.67	15.33%
Justice of the Peace Pct 3	77,459.80	20,199.97	171,426.63	977,481.00	806,054.37	17.54%
Justice of the Peace Pct 4	64,722.71	10,534.08	144,625.55	863,559.00	718,933.45	16.75%
Justice of the Peace Pct 5	75,291.89	11,346.06	159,546.08	892,399.00	732,852.92	17.88%
Justice of the Peace Pct 6	75,430.24	9,612.79	155,942.15	957,846.00	801,903.85	16.28%
Justice of the Peace Pct 7	83,241.84	800.08	160,923.45	1,073,448.00	912,524.55	14.99%
Justice of the Peace Pct 8	69,051.80	9,591.37	137,293.31	1,035,105.00	897,811.69	13.26%
Criminal District Attorney	3,978,085.80	326,395.03	8,025,399.30	49,069,037.00	41,043,637.70	16.36%
District Clerk	990,556.31	58,089.62	1,995,359.04	13,035,169.00	11,039,809.96	15.31%
County Clerk	1,022,527.99	119,906.18	2,123,557.91	14,264,181.00	12,140,623.09	14.89%
Domestic Relations	682,917.01	46,270.85	1,381,729.78	8,865,869.00	7,484,139.22	15.58%
Jury Services	182,234.82	289,802.20	863,509.53	2,195,641.00	1,332,131.47	39.33%
Courts / Judiciary	40,305.61	-	218,857.83	13,484,464.00	13,265,606.17	1.62%
Human Services	316,510.42	9,614.84	656,134.16	4,654,752.00	3,998,617.84	14.10%
Child Protective Services	19,823.82	2,220,376.00	2,254,174.57	2,552,876.00	298,701.43	88.30%
Public Assistance	230.98	101,019.02	101,250.00	1,491,994.00	1,390,744.00	6.79%
Texas AgriLife Extension	66,034.81	-	129,758.53	811,179.00	681,420.47	16.00%
Veterans Services	46,132.22	-	85,211.44	591,224.00	506,012.56	14.41%
Historical Commission	26,252.10	900.00	51,016.24	322,907.00	271,890.76	15.80%
Community Outreach	-	-	-	8,387,000.00	8,387,000.00	0.00%
Transportation	273,115.65	930,003.54	1,340,592.11	3,440,683.00	2,100,090.89	38.96%
10010-2023 General Fund - Cash Match						
Sheriff	32,028.29	-	32,028.29	88,842.00	56,813.71	36.05%
Criminal Court Administration	-	-	-	8,000.00	8,000.00	0.00%
Criminal District Attorney	-	-	-	107,255.00	107,255.00	0.00%
Historical Commission	-	-	-	39,500.00	39,500.00	0.00%
10020-2023 General Fund - Operating Subsidy						
County Administrator	1,665.95	-	3,331.90	20,000.00	16,668.10	16.66%
Juvenile Services	777,268.89	5,300.00	797,160.74	4,569,615.00	3,772,454.26	17.44%
Criminal Court Administration	-	-	-	75,000.00	75,000.00	0.00%
Criminal District Attorney	4,925.72	-	9,499.40	199,720.00	190,220.60	4.76%
SUBTOTAL	53,694,233.56	35,879,272.36	148,023,561.17	712,502,302.00	564,478,740.83	20.78%
UNDESIGNATED				17,950,641.00	17,950,641.00	
CONTINGENT				5,000,000.00	5,000,000.00	
RESERVES				79,991,327.00	79,991,327.00	
FUND TOTAL	\$ 53,694,233.56	\$ 35,879,272.36	\$ 148,023,561.17	\$ 815,444,270.00	\$ 667,420,708.83	18.15%

**TARRANT COUNTY, TEXAS
BUDGET REPORT
FOR THE TWO (2) MONTHS ENDED 11/30/2022**

	CURRENT MONTH EXPENDITURES	ENCUMBRANCES AND COMMITMENTS	TOTAL EXPENDITURES ENCUMBRANCES & COMMITMENTS	TOTAL BUDGET	UNEXPENDED BUDGET	% BUDGET USED
ROAD AND BRIDGE (26100)						
Commissioner Precinct 1	652,912.32	1,412,498.06	2,561,545.66	11,595,402.00	9,033,856.34	22.09%
Commissioner Precinct 2	350,324.72	128,701.75	812,214.74	6,235,157.00	5,422,942.26	13.03%
Commissioner Precinct 3	411,618.86	83,202.43	886,683.13	5,568,926.00	4,682,242.87	15.92%
Commissioner Precinct 4	799,068.65	482,087.07	1,785,621.39	8,454,283.00	6,668,661.61	21.12%
Right of Way	19,162.56	-	2,752,740.59	7,061,328.00	4,308,587.41	38.98%
Transportation	90,480.44	685,985.21	986,270.62	4,239,664.00	3,253,393.38	23.26%
Road & Bridge Non-Department	41,785.66	8,712.00	111,183.66	693,192.00	582,008.34	16.04%
26110-2023 Road & Bridge Grant Match						
Transportation	-	-	34,018.81	356,100.00	322,081.19	9.55%
SUBTOTAL	2,365,353.21	2,801,186.52	9,930,278.60	44,204,052.00	34,273,773.40	22.46%
UNDESIGNATED				340,231.00	340,231.00	
FUND TOTAL	\$ 2,365,353.21	\$ 2,801,186.52	\$ 9,930,278.60	\$ 44,544,283.00	\$ 34,614,004.40	22.29%
DEBT SERVICE (32100)						
Interest and Sinking	-	-	1,250.00	43,214,128.00	43,212,878.00	0.00%
RESERVES				1,500,000.00	1,500,000.00	
FUND TOTAL	\$ -	\$ -	\$ 1,250.00	\$ 44,714,128.00	\$ 44,712,878.00	0.00%

TARRANT COUNTY, TEXAS
SPECIAL BUDGETS
BUDGET VERSUS ACTUAL (BUDGET BASIS) REVENUE
FOR THE TWO (2) MONTHS ENDED 11/30/2022

FUND #	FUND NAME	ACTUAL REVENUE	BUDGETED REVENUE	PERCENT COLLECTED
21100	Records Preservation/Automation-Filing	\$ 449,839	\$ 3,065,000	14.68%
21200	Records Preservation/Automation-Conviction	5,663	8,100	69.91%
21300	Records Preservation/Restoration	339,454	2,236,250	15.18%
21400	Court Record Preservation Fund	11,077	16,250	68.17%
21500	District Court Records Technology Fund	5,971	-	OVER 100%
21600	District Clerk Record Mgt & Preservation	156,704	720,500	21.75%
22100	Courthouse Security Fund	188,844	900,000	20.98%
22300	Consumer Health Fund	146,769	1,033,500	14.20%
22400	Juvenile Delinquency Prevention	16	53	30.47%
22500	Alternative Dispute Resolution	159,649	781,250	20.44%
22600	Probate Contributions Fund	4,609	94,000	4.90%
22700	Justice Court Technology Fund	5,635	33,050	17.05%
22800	Justice Court Building Security	1,357	8,960	15.15%
22900	Child Abuse Prevention Fund	2,267	9,750	23.25%
23000	Family Protection	30	-	OVER 100%
23100	Guardianship	20,951	121,750	17.21%
23200	Drug & Alcohol Court	2,522	1,760	OVER 100%
23300	County and District Court Technology Fund	5,595	34,500	16.22%
23400	Specialty Courts Fund	21,557	141,313	15.25%
23500	Truancy Prevention and Diversion Fund	5,684	31,000	18.34%
23600	Language Access	48,854	265,013	18.43%
24100	Law Library	252,486	1,277,500	19.76%
24200	Education Fund	4,777	28,000	17.06%
24300	Appellate Judicial System	32,282	160,438	20.12%
25100	Vehicle Inventory Tax	163,058	245,000	66.55%
45100	Non-Debt Capital	7,047,321	39,514,491	17.83%
45400	Capital Replacement Fund (Non-Debt)	9,917,993	59,341,232	16.71%
45500	Court Facility	131,443	658,750	19.95%
47600	2006 Bond Election - Buildings	21,269	31,500	67.52%
47700	2006 Bond Election - Transportation	137,220	175,000	78.41%
47800	2021 Bond Election - Transportation	1,268,043	3,500,000	36.23%
51100	Resource Connection	562,046	3,334,760	16.85%
51200	Oil & Gas Royalty Resource Connection	25,859	128,875	20.06%
61500	Self Insurance	10,057,198	10,150,000	99.09%
61900	Workers Compensation	583,167	3,382,500	17.24%
62100	County Clerk Professional Liability	4,051	12,565	32.24%
62200	District Clerk Professional Liability	3,160	9,590	32.95%
65100	Employee Group Insurance - Medical	13,611,935	85,385,996	15.94%
D6200	DA Restitution Collection Fee	30	-	OVER 100%
D8700	CDA State Forfeiture	163,602	23,625	OVER 100%
D8800	CDA Federal Forfeiture Justice Funds	587	1,575	37.28%
G1100	8TH Admin Judicial Region	21,899	139,709	15.67%
S8700	Sheriff's Inmate Commissary Fund	304,296	1,698,750	17.91%
S9300	Combined Narcotics Enforcement Team	72,231	400,000	18.06%
S9500	Sheriff Federal Forfeiture-Treasury Funds	141,643	2,100	OVER 100%
S9600	Sheriff Federal Forfeiture-Non DEA	36,595	3,763	OVER 100%
S9700	Sheriff Federal Forfeiture-Justice Funds	7,531	3,413	OVER 100%
T0400	Public Health	504,279	14,509,159	3.48%
T0500	Section 125 Forfeitures	8,928	26,250	34.01%
T0600	Children's Home Fund	495	2,260	21.92%
T0700	Bail Bond Board	500	6,500	7.69%
T0800	TDPRS - Title IVE	751	2,100	35.76%
T0900	Constable Forfeiture	120	350	34.32%
T1000	Juvenile Probation District	4,460	21,938	20.33%
T1100	Unclaimed Juvenile Restitution	64	200	31.94%
T1300	Deferred Prosecution Program	6,646	19,040	34.91%
T2000	Historical Commission	24	75	32.27%
T2100	Historical Commission Archives	103	1,110	9.27%
T2300	Cemetery Fund	232	721	32.17%

TARRANT COUNTY, TEXAS
SPECIAL BUDGETS
BUDGET VERSUS ACTUAL (BUDGET BASIS) REVENUE
FOR THE TWO (2) MONTHS ENDED 11/30/2022

FUND #	FUND NAME	ACTUAL REVENUE	BUDGETED REVENUE	PERCENT COLLECTED
T2600	Unclaimed Electrifi Coop Credits	10,605	24,500	43.28%
T2900	Fire Marshal Code	44,218	138,873	31.84%
T3000	DA - JPS Contract	112,967	677,804	16.67%
T3100	Emergency Services District #1	13,634	86,100	15.83%
T3300	CSCD Bond Supervision Unit	1,148,255	5,475,000	20.97%
T3400	Courts Drug Program	7,548	438	OVER 100%
T3700	Medical Examiner Conference Fund	151	438	34.43%
T4100	PMC Insured - 340B	1,121,584	9,310,000	12.05%
T5200	Miscellaneous Donations-Juvenile Probation	837	3,350	24.98%
T5350	Donations Emergency Management	41	128	32.09%
T5600	Miscellaneous Donations - Human Services	108	385	27.98%
T5640	Human Services - Reliant Energy	52	193	26.86%
T5642	Human Services - Cirro	5	-	OVER 100%
T5700	Miscellaneous Donations-CPS	5,982	24,438	24.48%
T5800	Miscellaneous Donations-Health Dept	1,092	525	OVER 100%
T5960	Miscellaneous Donations-Veteran Court Program	2,682	10,053	26.68%
T6000	Miscellaneous Donations-Family Court	722	3,000	24.07%
T6100	Miscellaneous Donations-CRCG	20,318	700	OVER 100%
T6200	Miscellaneous Donations-Peace Officers Memorial	567	1,715	33.09%
T6500	ATTf Rental Assoc Donation	2	-	OVER 100%
T7000	Sheriff's Employee Recognition and Award	8	-	OVER 100%
T7100	Contract Elections	160	-	OVER 100%
T8500	Opioid Epidemic Settlement	2,878	8,750	32.90%

**TARRANT COUNTY, TEXAS
BUDGET REPORT
FOR THE TWO (2) MONTHS ENDED 11/30/2022**

	CURRENT MONTH EXPENDITURES	ENCUMBRANCES AND COMMITMENTS	TOTAL EXPENDITURES ENCUMBRANCES & COMMITMENTS	TOTAL BUDGET	UNEXPENDED BUDGET	% BUDGET USED
RECORDS PRESERVATION & AUTOMATION - FILINGS (21100)						
County Clerk	103,300.16	8,548.00	240,064.89	13,238,233.00	12,998,168.11	1.81%
FUND TOTAL	<u>\$ 103,300.16</u>	<u>\$ 8,548.00</u>	<u>\$ 240,064.89</u>	<u>\$ 13,238,233.00</u>	<u>\$ 12,998,168.11</u>	<u>1.81%</u>
RECORDS PRESERVATION & AUTOMATION - CONVICTIONS (21200)						
Information Technology	44,188.79	-	83,362.15	24,950.00	(58,412.15)	334.12%
FUND TOTAL	<u>\$ 44,188.79</u>	<u>\$ -</u>	<u>\$ 83,362.15</u>	<u>\$ 24,950.00</u>	<u>\$ (58,412.15)</u>	<u>334.12%</u>
RECORDS PRESERVATION & RESTORATION (21300)						
County Clerk	39,526.02	-	78,691.39	15,991,724.00	15,913,032.61	0.49%
FUND TOTAL	<u>\$ 39,526.02</u>	<u>\$ -</u>	<u>\$ 78,691.39</u>	<u>\$ 15,991,724.00</u>	<u>\$ 15,913,032.61</u>	<u>0.49%</u>
COURT RECORD PRESERVATION FUND (21400)						
Information Technology	-	-	-	624,612.00	624,612.00	0.00%
District Clerk	31,202.59	-	61,274.40	404,218.00	342,943.60	15.16%
FUND TOTAL	<u>\$ 31,202.59</u>	<u>\$ -</u>	<u>\$ 61,274.40</u>	<u>\$ 1,028,830.00</u>	<u>\$ 967,555.60</u>	<u>5.96%</u>
DISTRICT COURT RECORD TECHNOLOGY FUND (21500)						
District Clerk	-	-	-	81,740.00	81,740.00	0.00%
FUND TOTAL	<u>\$ -</u>	<u>\$ -</u>	<u>\$ -</u>	<u>\$ 81,740.00</u>	<u>\$ 81,740.00</u>	<u>0.00%</u>
DISTRICT CLERK RECORD MANAGEMENT & PRESERVATION FUND (21600)						
District Clerk	24,250.37	-	47,606.95	1,375,169.00	1,327,562.05	3.46%
FUND TOTAL	<u>\$ 24,250.37</u>	<u>\$ -</u>	<u>\$ 47,606.95</u>	<u>\$ 1,375,169.00</u>	<u>\$ 1,327,562.05</u>	<u>3.46%</u>
COURTHOUSE SECURITY FUND (22100)						
Non-Departmental	92,311.93	-	188,843.57	900,000.00	711,156.43	20.98%
FUND TOTAL	<u>\$ 92,311.93</u>	<u>\$ -</u>	<u>\$ 188,843.57</u>	<u>\$ 900,000.00</u>	<u>\$ 711,156.43</u>	<u>20.98%</u>
CONSUMER HEALTH FUND (22300)						
Public Health	84,414.39	345.00	167,262.22	1,281,467.00	1,114,204.78	13.05%
FUND TOTAL	<u>\$ 84,414.39</u>	<u>\$ 345.00</u>	<u>\$ 167,262.22</u>	<u>\$ 1,281,467.00</u>	<u>\$ 1,114,204.78</u>	<u>13.05%</u>
JUVENILE DELINQUENCY PREVENTION (22400)						
Juvenile Services	-	-	-	2,921.00	2,921.00	0.00%
FUND TOTAL	<u>\$ -</u>	<u>\$ -</u>	<u>\$ -</u>	<u>\$ 2,921.00</u>	<u>\$ 2,921.00</u>	<u>0.00%</u>

**TARRANT COUNTY, TEXAS
BUDGET REPORT
FOR THE TWO (2) MONTHS ENDED 11/30/2022**

	CURRENT MONTH EXPENDITURES	ENCUMBRANCES AND COMMITMENTS	TOTAL EXPENDITURES ENCUMBRANCES & COMMITMENTS	TOTAL BUDGET	UNEXPENDED BUDGET	% BUDGET USED
ADRS (22500)						
County Administrator	32,518.27	-	63,773.91	2,302,606.00	2,238,832.09	2.77%
FUND TOTAL	<u>\$ 32,518.27</u>	<u>\$ -</u>	<u>\$ 63,773.91</u>	<u>\$ 2,302,606.00</u>	<u>\$ 2,238,832.09</u>	<u>2.77%</u>
PROBATE CONTRIBUTIONS FUND (22600)						
Probate Court 1	4,478.86	-	8,775.01	480,000.00	471,224.99	1.83%
Probate Court 2	4,884.20	-	9,567.35	400,176.00	390,608.65	2.39%
FUND TOTAL	<u>\$ 9,363.06</u>	<u>\$ -</u>	<u>\$ 18,342.36</u>	<u>\$ 880,176.00</u>	<u>\$ 861,833.64</u>	<u>2.08%</u>
JUSTICE COURT TECHNOLOGY FUND (22700)						
Information Technology	-	-	-	213,794.00	213,794.00	0.00%
FUND TOTAL	<u>\$ -</u>	<u>\$ -</u>	<u>\$ -</u>	<u>\$ 213,794.00</u>	<u>\$ 213,794.00</u>	<u>0.00%</u>
JUSTICE COURT BLDG SECURITY (22800)						
Non-Departmental	610.44	-	1,357.03	8,960.00	7,602.97	15.15%
FUND TOTAL	<u>\$ 610.44</u>	<u>\$ -</u>	<u>\$ 1,357.03</u>	<u>\$ 8,960.00</u>	<u>\$ 7,602.97</u>	<u>15.15%</u>
CHILD ABUSE PREVENTION FUND (22900)						
Non-Departmental	-	-	-	26,697.00	26,697.00	0.00%
233RD District Court	-	-	-	5,000.00	5,000.00	0.00%
Public Health	-	-	-	82,500.00	82,500.00	0.00%
FUND TOTAL	<u>\$ -</u>	<u>\$ -</u>	<u>\$ -</u>	<u>\$ 114,197.00</u>	<u>\$ 114,197.00</u>	<u>0.00%</u>
GUARDIANSHIP (23100)						
Non-Departmental	-	-	-	242,939.00	242,939.00	0.00%
FUND TOTAL	<u>\$ -</u>	<u>\$ -</u>	<u>\$ -</u>	<u>\$ 242,939.00</u>	<u>\$ 242,939.00</u>	<u>0.00%</u>
DRUG & ALCOHOL COURT (23200)						
360TH District Court	-	-	-	93,678.00	93,678.00	0.00%
Criminal Court Administration	-	-	-	5,000.00	5,000.00	0.00%
FUND TOTAL	<u>\$ -</u>	<u>\$ -</u>	<u>\$ -</u>	<u>\$ 98,678.00</u>	<u>\$ 98,678.00</u>	<u>0.00%</u>
COUNTY & DISTRICT COURT TECHNOLOGY FUND (23300)						
Information Technology	-	5,885.00	5,885.00	233,835.00	227,950.00	2.52%
FUND TOTAL	<u>\$ -</u>	<u>\$ 5,885.00</u>	<u>\$ 5,885.00</u>	<u>\$ 233,835.00</u>	<u>\$ 227,950.00</u>	<u>2.52%</u>
SPECIALTY COURTS FUND (23400)						
360TH District Court	-	-	-	25,000.00	25,000.00	0.00%
Criminal Court Administration	13,693.72	-	26,299.57	191,999.00	165,699.43	13.70%
FUND TOTAL	<u>\$ 13,693.72</u>	<u>\$ -</u>	<u>\$ 26,299.57</u>	<u>\$ 216,999.00</u>	<u>\$ 190,699.43</u>	<u>12.12%</u>

**TARRANT COUNTY, TEXAS
BUDGET REPORT
FOR THE TWO (2) MONTHS ENDED 11/30/2022**

	CURRENT MONTH EXPENDITURES	ENCUMBRANCES AND COMMITMENTS	TOTAL EXPENDITURES ENCUMBRANCES & COMMITMENTS	TOTAL BUDGET	UNEXPENDED BUDGET	% BUDGET USED
TRUANCY PREVENTION AND DIVERSION FUND (23500)						
233RD District Court	-	-	-	112,238.00	112,238.00	0.00%
FUND TOTAL	<u>\$ -</u>	<u>\$ -</u>	<u>\$ -</u>	<u>\$ 112,238.00</u>	<u>\$ 112,238.00</u>	<u>0.00%</u>
LANGUAGE ACCESS FUND (23600)						
Non-Departmental	-	-	-	265,013.00	265,013.00	0.00%
FUND TOTAL	<u>\$ -</u>	<u>\$ -</u>	<u>\$ -</u>	<u>\$ 265,013.00</u>	<u>\$ 265,013.00</u>	<u>0.00%</u>
LAW LIBRARY (24100)						
Law Library	74,480.91	343,241.48	475,660.01	2,091,566.00	1,615,905.99	22.74%
Judicial Law Library	16,728.84	112,302.62	140,825.46	175,000.00	34,174.54	80.47%
FUND TOTAL	<u>\$ 91,209.75</u>	<u>\$ 455,544.10</u>	<u>\$ 616,485.47</u>	<u>\$ 2,266,566.00</u>	<u>\$ 1,650,080.53</u>	<u>27.20%</u>
EDUCATION FUND (24200)						
Sheriff	7,842.60	7,500.00	15,622.60	110,461.00	94,838.40	14.14%
Sheriff - Confinement	-	15,000.00	15,000.00	49,602.00	34,602.00	30.24%
Constable Precinct 1	-	-	340.00	351.00	11.00	96.87%
Constable Precinct 2	-	-	542.15	6,622.00	6,079.85	8.19%
Constable Precinct 3	92.43	-	2,058.43	2,088.00	29.57	98.58%
Constable Precinct 4	-	-	-	9,174.00	9,174.00	0.00%
Constable Precinct 5	-	-	-	6,491.00	6,491.00	0.00%
Constable Precinct 6	-	-	-	8,451.00	8,451.00	0.00%
Constable Precinct 7	-	-	395.00	7,944.00	7,549.00	4.97%
Constable Precinct 8	-	-	-	1,593.00	1,593.00	0.00%
Fire Marshal	-	-	-	3.00	3.00	0.00%
Probate Court 1	756.94	-	756.94	54,574.00	53,817.06	1.39%
Probate Court 2	620.00	-	1,245.40	48,920.00	47,674.60	2.55%
Courts / Judiciary	-	-	-	5,200.00	5,200.00	0.00%
FUND TOTAL	<u>\$ 9,311.97</u>	<u>\$ 22,500.00</u>	<u>\$ 35,960.52</u>	<u>\$ 311,474.00</u>	<u>\$ 275,513.48</u>	<u>11.55%</u>
APPELLATE JUDICIAL SYSTEM (24300)						
Appeals Court	15,839.77	-	24,204.81	185,438.00	161,233.19	13.05%
FUND TOTAL	<u>\$ 15,839.77</u>	<u>\$ -</u>	<u>\$ 24,204.81</u>	<u>\$ 185,438.00</u>	<u>\$ 161,233.19</u>	<u>13.05%</u>
VEHICLE INVENTORY TAX (25100)						
Tax Assessor / Collector	6,049.82	-	11,866.35	2,415,419.00	2,403,552.65	0.49%
FUND TOTAL	<u>\$ 6,049.82</u>	<u>\$ -</u>	<u>\$ 11,866.35</u>	<u>\$ 2,415,419.00</u>	<u>\$ 2,403,552.65</u>	<u>0.49%</u>
NON-DEBT CAPITAL (45100)						
County Administrator	-	-	-	15,350.00	15,350.00	0.00%
Non-Departmental	-	-	-	6,132,310.00	6,132,310.00	0.00%
Auditor	-	2,265.33	2,265.33	2,500.00	234.67	90.61%
Tax Assessor / Collector	-	67,319.76	67,319.76	123,700.00	56,380.24	54.42%
Elections Administration	19,460.46	872.50	391,311.06	2,759,024.00	2,367,712.94	14.18%
Information Technology	34,676.39	2,456,061.99	2,523,698.69	15,609,672.00	13,085,973.31	16.17%
Human Resources	-	-	-	790.00	790.00	0.00%
Purchasing	-	-	-	7,263.00	7,263.00	0.00%
Facilities	-	686,095.97	686,095.97	753,078.00	66,982.03	91.11%
Sheriff	804.00	62,530.93	63,334.93	1,152,933.00	1,089,598.07	5.49%
Sheriff - Confinement	10,495.00	42,303.83	56,836.17	61,370.00	4,533.83	92.61%

**TARRANT COUNTY, TEXAS
BUDGET REPORT
FOR THE TWO (2) MONTHS ENDED 11/30/2022**

	CURRENT MONTH EXPENDITURES	ENCUMBRANCES AND COMMITMENTS	TOTAL EXPENDITURES ENCUMBRANCES & COMMITMENTS	TOTAL BUDGET	UNEXPENDED BUDGET	% BUDGET USED
NON-DEBT CAPITAL (45100) (cont'd)						
Constable Precinct 1	-	4,440.40	4,440.40	36,708.00	32,267.60	12.10%
Constable Precinct 2	-	-	-	42,600.00	42,600.00	0.00%
Constable Precinct 3	-	-	-	33,000.00	33,000.00	0.00%
Constable Precinct 4	-	-	-	30,080.00	30,080.00	0.00%
Constable Precinct 5	-	-	-	46,380.00	46,380.00	0.00%
Constable Precinct 6	-	-	-	50,800.00	50,800.00	0.00%
Constable Precinct 7	-	-	-	28,320.00	28,320.00	0.00%
Constable Precinct 8	-	-	-	64,570.00	64,570.00	0.00%
Medical Examiner	-	21,100.58	21,100.58	372,755.00	351,654.42	5.66%
Community Supervision	-	7,741.40	7,741.40	24,452.00	16,710.60	31.66%
Juvenile Services	2,948.11	37,961.36	41,242.77	92,539.00	51,296.23	44.57%
Buildings	78,221.90	2,409,897.61	2,490,638.53	74,494,838.00	72,004,199.47	3.34%
Criminal Court Administration	-	6,148.26	6,148.26	41,050.00	34,901.74	14.98%
Grand Jury	-	-	-	5,400.00	5,400.00	0.00%
Justice of the Peace Pct 1	1,876.50	1,590.00	4,272.00	6,024.00	1,752.00	70.92%
Justice of the Peace Pct 5	-	-	-	472.00	472.00	0.00%
Justice of the Peace Pct 6	-	974.61	974.61	1,500.00	525.39	64.97%
Justice of the Peace Pct 7	-	-	-	772.00	772.00	0.00%
Crim District Attorney	-	-	-	61,625.00	61,625.00	0.00%
District Clerk	-	6,475.48	6,475.48	8,000.00	1,524.52	80.94%
County Clerk	-	-	-	82,408.00	82,408.00	0.00%
Domestic Relations	9,441.64	4,067.55	13,509.19	14,933.00	1,423.81	90.47%
Courts / Judiciary	-	-	-	75,000.00	75,000.00	0.00%
Texas AgriLife Extension	339.00	-	339.00	339.00	-	100.00%
Commissioner Precinct 1	-	1,179,396.15	1,179,396.15	3,078,118.00	1,898,721.85	38.32%
Commissioner Precinct 2	-	25,924.40	25,924.40	4,159,889.00	4,133,964.60	0.62%
Commissioner Precinct 3	135.00	176,748.00	178,483.00	581,560.00	403,077.00	30.69%
Commissioner Precinct 4	-	1,232,850.54	1,234,873.70	2,802,953.00	1,568,079.30	44.06%
Transportation	5,521.74	817,141.17	822,662.91	912,353.00	89,690.09	90.17%
FUND TOTAL	\$ 163,919.74	\$ 9,249,907.82	\$ 9,829,084.29	\$ 113,767,428.00	\$ 103,938,343.71	8.64%
CAPITAL REPLACEMENT FUND (NON-DEBT) (45400)						
Non-Departmental	-	-	-	505,206.00	505,206.00	0.00%
Information Technology	143,776.45	391,570.75	555,529.20	19,778,429.00	19,222,899.80	2.81%
Facilities	-	-	-	37,004,788.00	37,004,788.00	0.00%
Buildings	-	-	-	9,500,000.00	9,500,000.00	0.00%
Transportation	-	2,706,525.00	2,706,525.00	6,513,175.00	3,806,650.00	41.55%
FUND TOTAL	\$ 143,776.45	\$ 3,098,095.75	\$ 3,262,054.20	\$ 73,301,598.00	\$ 70,039,543.80	4.45%
COURT FACILITY (45500)						
Facilities	-	118,130.00	118,130.00	1,164,975.00	1,046,845.00	10.14%
FUND TOTAL	\$ -	\$ 118,130.00	\$ 118,130.00	\$ 1,164,975.00	\$ 1,046,845.00	10.14%
2006 BOND ELECTION-BUILDINGS (47600)						
Non-Departmental	-	-	-	526,242.00	526,242.00	0.00%
Buildings	-	271,810.00	271,810.00	1,320,000.00	1,048,190.00	20.59%
FUND TOTAL	\$ -	\$ 271,810.00	\$ 271,810.00	\$ 1,846,242.00	\$ 1,574,432.00	14.72%
2006 BOND ELECTION-TRANSPORTATION (47700)						
Non-Departmental	-	-	-	10,000.00	10,000.00	0.00%
Transportation	-	314,452.17	314,452.17	16,104,681.00	15,790,228.83	1.95%
FUND TOTAL	\$ -	\$ 314,452.17	\$ 314,452.17	\$ 16,114,681.00	\$ 15,800,228.83	1.95%

**TARRANT COUNTY, TEXAS
BUDGET REPORT
FOR THE TWO (2) MONTHS ENDED 11/30/2022**

	CURRENT MONTH EXPENDITURES	ENCUMBRANCES AND COMMITMENTS	TOTAL EXPENDITURES ENCUMBRANCES & COMMITMENTS	TOTAL BUDGET	UNEXPENDED BUDGET	% BUDGET USED
2021 BOND ELECTION-TRANSPORTATION (47800)						
Non-Departmental Transportation	- -	- 5,504,650.00	- 5,504,650.00	3,510,000.00 225,397,531.00	3,510,000.00 219,892,881.00	0.00% 2.44%
FUND TOTAL	\$ -	\$ 5,504,650.00	\$ 5,504,650.00	\$ 228,907,531.00	\$ 223,402,881.00	2.40%
RESOURCE CONNECTION (51100)						
Non-Departmental Resource Connection	- 204,005.53	- 708,456.00	- 1,022,965.36	1,365,782.00 4,068,978.00	1,365,782.00 3,046,012.64	0.00% 25.14%
FUND TOTAL	\$ 204,005.53	\$ 708,456.00	\$ 1,022,965.36	\$ 5,434,760.00	\$ 4,411,794.64	18.82%
OIL & GAS ROYALTY (51200)						
Resource Connection	-	-	-	1,783,762.00	1,783,762.00	0.00%
FUND TOTAL	\$ -	\$ -	\$ -	\$ 1,783,762.00	\$ 1,783,762.00	0.00%
SELF INSURANCE (61500)						
Self Insurance	18,802.56	73,685.22	100,951.37	12,148,361.00	12,047,409.63	0.83%
FUND TOTAL	\$ 18,802.56	\$ 73,685.22	\$ 100,951.37	\$ 12,148,361.00	\$ 12,047,409.63	0.83%
WORKERS COMPENSATION/ SELF INSURANCE (61900)						
Self Insurance	396,757.60	72,718.00	679,530.98	8,997,423.00	8,317,892.02	7.55%
FUND TOTAL	\$ 396,757.60	\$ 72,718.00	\$ 679,530.98	\$ 8,997,423.00	\$ 8,317,892.02	7.55%
COUNTY CLERK PROFESSIONAL LIABILITY (62100)						
County Clerk	-	-	-	732,561.00	732,561.00	0.00%
FUND TOTAL	\$ -	\$ -	\$ -	\$ 732,561.00	\$ 732,561.00	0.00%
DISTRICT CLERK PROFESSIONAL LIABILITY (62200)						
District Clerk	-	-	-	558,483.00	558,483.00	0.00%
FUND TOTAL	\$ -	\$ -	\$ -	\$ 558,483.00	\$ 558,483.00	0.00%
EMPLOYEE GROUP INSURANCE- MEDICAL (65100)						
Non-Departmental Self Insurance	57,374.77 7,618,285.28	583.99 -	172,597.07 14,469,470.09	23,908,000.00 98,262,809.00	23,735,402.93 83,793,338.91	0.72% 14.73%
FUND TOTAL	\$ 7,675,660.05	\$ 583.99	\$ 14,642,067.16	\$ 122,170,809.00	\$ 107,528,741.84	11.98%
AMERICAN RESCUE PLAN ACT (CARPA)						
Prepare for the Future	1,359,240.49	1,425,796.08	3,280,513.69	103,048,740.00	99,768,226.31	3.18%
Improve Public Health & Wellness	82,796.12	149,969.97	313,401.63	35,499,893.00	35,186,491.37	0.88%
Revitalize the Economy	-	1,516,000.00	1,516,000.00	30,888,077.00	29,372,077.00	4.91%
Strengthen the Community	195,282.00	3,663,219.22	3,938,952.97	48,841,423.00	44,902,470.03	8.06%
FUND TOTAL	\$ 1,637,318.61	\$ 6,754,985.27	\$ 9,048,868.29	\$ 218,278,133.00	\$ 209,229,264.71	4.15%

**TARRANT COUNTY, TEXAS
BUDGET REPORT
FOR THE TWO (2) MONTHS ENDED 11/30/2022**

	CURRENT MONTH EXPENDITURES	ENCUMBRANCES AND COMMITMENTS	TOTAL EXPENDITURES ENCUMBRANCES & COMMITMENTS	TOTAL BUDGET	UNEXPENDED BUDGET	% BUDGET USED
CRIMINAL DISTRICT ATTORNEY RESTITUTION COLLECTION FEE (D6200)						
District Attorney	-	-	-	15,149.00	15,149.00	0.00%
FUND TOTAL	<u>\$ -</u>	<u>\$ -</u>	<u>\$ -</u>	<u>\$ 15,149.00</u>	<u>\$ 15,149.00</u>	<u>0.00%</u>
CRIMINAL DISTRICT ATTORNEY STATE FORFEITURE (D8700)						
Criminal District Attorney	16,127.17	12,254.89	207,188.27	1,136,996.00	929,807.73	18.22%
FUND TOTAL	<u>\$ 16,127.17</u>	<u>\$ 12,254.89</u>	<u>\$ 207,188.27</u>	<u>\$ 1,136,996.00</u>	<u>\$ 929,807.73</u>	<u>18.22%</u>
CRIMINAL DISTRICT ATTORNEY FEDERAL FORFEITURE JUSTICE FUNDS (D8800)						
Criminal District Attorney	-	-	-	94,588.00	94,588.00	0.00%
FUND TOTAL	<u>\$ -</u>	<u>\$ -</u>	<u>\$ -</u>	<u>\$ 94,588.00</u>	<u>\$ 94,588.00</u>	<u>0.00%</u>
8TH ADMIN JUDICIAL REGION (G1100)						
8TH Admin Judicial Region	11,463.65	-	21,898.57	139,709.00	117,810.43	15.67%
FUND TOTAL	<u>\$ 11,463.65</u>	<u>\$ -</u>	<u>\$ 21,898.57</u>	<u>\$ 139,709.00</u>	<u>\$ 117,810.43</u>	<u>15.67%</u>
SHERIFF'S INMATE COMMISSARY (S8700)						
Sheriff - Confinement	265,420.05	65,697.41	588,970.83	6,195,073.00	5,606,102.17	9.51%
FUND TOTAL	<u>\$ 265,420.05</u>	<u>\$ 65,697.41</u>	<u>\$ 588,970.83</u>	<u>\$ 6,195,073.00</u>	<u>\$ 5,606,102.17</u>	<u>9.51%</u>
COMBINED NARCOTICS ENFORCEMENT TEAM (S9300)						
Sheriff	25,448.26	55,595.62	98,166.69	610,000.00	511,833.31	16.09%
FUND TOTAL	<u>\$ 25,448.26</u>	<u>\$ 55,595.62</u>	<u>\$ 98,166.69</u>	<u>\$ 610,000.00</u>	<u>\$ 511,833.31</u>	<u>16.09%</u>
SHERIFF FEDERAL FORFEITURE-TREASURY (S9500)						
Sheriff	3,090.00	55,046.57	68,746.34	111,100.00	42,353.66	61.88%
FUND TOTAL	<u>\$ 3,090.00</u>	<u>\$ 55,046.57</u>	<u>\$ 68,746.34</u>	<u>\$ 111,100.00</u>	<u>\$ 42,353.66</u>	<u>61.88%</u>
SHERIFF DRUG FORFEITURE-NON DEA (S9600)						
Sheriff	-	2,204.00	2,204.00	227,609.00	225,405.00	0.97%
FUND TOTAL	<u>\$ -</u>	<u>\$ 2,204.00</u>	<u>\$ 2,204.00</u>	<u>\$ 227,609.00</u>	<u>\$ 225,405.00</u>	<u>0.97%</u>
SHERIFF FEDERAL FORFEITURE-JUSTICE (S9700)						
Sheriff	279.98	-	518.72	198,206.00	197,687.28	0.26%
FUND TOTAL	<u>\$ 279.98</u>	<u>\$ -</u>	<u>\$ 518.72</u>	<u>\$ 198,206.00</u>	<u>\$ 197,687.28</u>	<u>0.26%</u>

**TARRANT COUNTY, TEXAS
BUDGET REPORT
FOR THE TWO (2) MONTHS ENDED 11/30/2022**

	<u>CURRENT MONTH EXPENDITURES</u>	<u>ENCUMBRANCES AND COMMITMENTS</u>	<u>TOTAL EXPENDITURES ENCUMBRANCES & COMMITMENTS</u>	<u>TOTAL BUDGET</u>	<u>UNEXPENDED BUDGET</u>	<u>% BUDGET USED</u>
PUBLIC HEALTH (T0400)						
T0400-2023 Public Health						
Buildings	12,639.72	1,240.00	13,989.72	174,205.00	160,215.28	8.03%
Public Health	1,164,228.05	851,410.99	3,117,404.52	21,101,954.00	17,984,549.48	14.77%
T0410-2023 Public Health - Cash Match						
Public Health	26,198.10	-	79,236.51	700,000.00	620,763.49	11.32%
T0420-2023 Public Health-Operating Subsidy						
Public Health	6,477.60	12,438.35	23,543.88	1,533,000.00	1,509,456.12	1.54%
T0450-2023 Public Health 1115 Wavier						
Non-Departmental	-	-	-	32,557,931.00	32,557,931.00	0.00%
Public Health	168,206.22	57,918.92	378,968.21	3,608,923.00	3,229,954.79	10.50%
FUND TOTAL	<u>\$ 1,377,749.69</u>	<u>\$ 923,008.26</u>	<u>\$ 3,613,142.84</u>	<u>\$ 59,676,013.00</u>	<u>\$ 56,062,870.16</u>	<u>6.05%</u>
SECTION 125 FORFEITURES (T0500)						
Self Insurance	27,941.14	94,162.07	131,686.21	1,498,674.00	1,366,987.79	8.79%
FUND TOTAL	<u>\$ 27,941.14</u>	<u>\$ 94,162.07</u>	<u>\$ 131,686.21</u>	<u>\$ 1,498,674.00</u>	<u>\$ 1,366,987.79</u>	<u>8.79%</u>
CHILDREN'S HOME FUND (T0600)						
Juvenile Services	-	-	-	71,407.00	71,407.00	0.00%
FUND TOTAL	<u>\$ -</u>	<u>\$ -</u>	<u>\$ -</u>	<u>\$ 71,407.00</u>	<u>\$ 71,407.00</u>	<u>0.00%</u>
BAIL BOND BOARD (T0700)						
Non-Departmental	540.00	-	540.00	7,500.00	6,960.00	7.20%
FUND TOTAL	<u>\$ 540.00</u>	<u>\$ -</u>	<u>\$ 540.00</u>	<u>\$ 7,500.00</u>	<u>\$ 6,960.00</u>	<u>7.20%</u>
TDRPS - TITLE IVE (T0800)						
Child Protective Services	2,027.87	-	2,138.93	120,454.00	118,315.07	1.78%
FUND TOTAL	<u>\$ 2,027.87</u>	<u>\$ -</u>	<u>\$ 2,138.93</u>	<u>\$ 120,454.00</u>	<u>\$ 118,315.07</u>	<u>1.78%</u>
CONSTABLE FORFEITURE (T0900)						
Constable Precinct 7	-	-	-	20,124.00	20,124.00	0.00%
FUND TOTAL	<u>\$ -</u>	<u>\$ -</u>	<u>\$ -</u>	<u>\$ 20,124.00</u>	<u>\$ 20,124.00</u>	<u>0.00%</u>
JUVENILE PROBATION DISTRICT (T1000)						
Juvenile Services	817.78	-	1,519.19	246,839.00	245,319.81	0.62%
FUND TOTAL	<u>\$ 817.78</u>	<u>\$ -</u>	<u>\$ 1,519.19</u>	<u>\$ 246,839.00</u>	<u>\$ 245,319.81</u>	<u>0.62%</u>
UNCLAIMED JUVENILE RESTITUTION (T1100)						
Juvenile Services	-	-	64.46	11,618.00	11,553.54	0.55%
FUND TOTAL	<u>\$ -</u>	<u>\$ -</u>	<u>\$ 64.46</u>	<u>\$ 11,618.00</u>	<u>\$ 11,553.54</u>	<u>0.55%</u>

TARRANT COUNTY, TEXAS
BUDGET REPORT
FOR THE TWO (2) MONTHS ENDED 11/30/2022

	CURRENT MONTH EXPENDITURES	ENCUMBRANCES AND COMMITMENTS	TOTAL EXPENDITURES ENCUMBRANCES & COMMITMENTS	TOTAL BUDGET	UNEXPENDED BUDGET	% BUDGET USED
DEFERRED PROSECUTION PROGRAM (T1300)						
Criminal District Attorney	2,813.55	-	2,813.55	19,040.00	16,226.45	14.78%
FUND TOTAL	<u>\$ 2,813.55</u>	<u>\$ -</u>	<u>\$ 2,813.55</u>	<u>\$ 19,040.00</u>	<u>\$ 16,226.45</u>	<u>14.78%</u>
HISTORICAL COMMISSION (T2000)						
Historical Commission	-	-	-	4,382.00	4,382.00	0.00%
FUND TOTAL	<u>\$ -</u>	<u>\$ -</u>	<u>\$ -</u>	<u>\$ 4,382.00</u>	<u>\$ 4,382.00</u>	<u>0.00%</u>
HISTORICAL COMMISSION ARCHIVES (T2100)						
Historical Commission	-	-	-	18,858.00	18,858.00	0.00%
FUND TOTAL	<u>\$ -</u>	<u>\$ -</u>	<u>\$ -</u>	<u>\$ 18,858.00</u>	<u>\$ 18,858.00</u>	<u>0.00%</u>
CEMETERY FUND (T2300)						
Historical Commission	-	-	-	42,010.00	42,010.00	0.00%
FUND TOTAL	<u>\$ -</u>	<u>\$ -</u>	<u>\$ -</u>	<u>\$ 42,010.00</u>	<u>\$ 42,010.00</u>	<u>0.00%</u>
UNCLAIMED ELECTRIC COOP CREDITS (T2600)						
Non-Departmental	-	-	-	1,916,692.00	1,916,692.00	0.00%
FUND TOTAL	<u>\$ -</u>	<u>\$ -</u>	<u>\$ -</u>	<u>\$ 1,916,692.00</u>	<u>\$ 1,916,692.00</u>	<u>0.00%</u>
FIRE MARSHAL CODE (T2900)						
Fire Marshal	395.30	396.60	1,947.39	646,189.00	644,241.61	0.30%
FUND TOTAL	<u>\$ 395.30</u>	<u>\$ 396.60</u>	<u>\$ 1,947.39</u>	<u>\$ 646,189.00</u>	<u>\$ 644,241.61</u>	<u>0.30%</u>
DISTRICT ATTORNEY JPS CONTRACT (T3000)						
Criminal District Attorney	53,749.44	-	104,092.01	677,804.00	573,711.99	15.36%
FUND TOTAL	<u>\$ 53,749.44</u>	<u>\$ -</u>	<u>\$ 104,092.01</u>	<u>\$ 677,804.00</u>	<u>\$ 573,711.99</u>	<u>15.36%</u>
EMERGENCY SERVICES DISTRICT (T3100)						
Fire Marshal	6,954.06	-	13,633.74	86,100.00	72,466.26	15.83%
FUND TOTAL	<u>\$ 6,954.06</u>	<u>\$ -</u>	<u>\$ 13,633.74</u>	<u>\$ 86,100.00</u>	<u>\$ 72,466.26</u>	<u>15.83%</u>
CSCD BOND SUPERVISION UNIT (T3300)						
Community Supervision	387,643.77	333,244.69	1,102,352.88	5,475,000.00	4,372,647.12	20.13%
FUND TOTAL	<u>\$ 387,643.77</u>	<u>\$ 333,244.69</u>	<u>\$ 1,102,352.88</u>	<u>\$ 5,475,000.00</u>	<u>\$ 4,372,647.12</u>	<u>20.13%</u>
CRIMINAL COURTS DRUG PROGRAM (T3400)						
Criminal Court Administration	300.57	10,000.00	10,300.57	24,384.00	14,083.43	42.24%
FUND TOTAL	<u>\$ 300.57</u>	<u>\$ 10,000.00</u>	<u>\$ 10,300.57</u>	<u>\$ 24,384.00</u>	<u>\$ 14,083.43</u>	<u>42.24%</u>

**TARRANT COUNTY, TEXAS
BUDGET REPORT
FOR THE TWO (2) MONTHS ENDED 11/30/2022**

	CURRENT MONTH EXPENDITURES	ENCUMBRANCES AND COMMITMENTS	TOTAL EXPENDITURES ENCUMBRANCES & COMMITMENTS	TOTAL BUDGET	UNEXPENDED BUDGET	% BUDGET USED
MEDICAL EXAMINER CONFERENCE (T3700)						
Medical Examiner	-	-	-	26,274.00	26,274.00	0.00%
FUND TOTAL	<u>\$ -</u>	<u>\$ -</u>	<u>\$ -</u>	<u>\$ 26,274.00</u>	<u>\$ 26,274.00</u>	<u>0.00%</u>
PMC INSURED - 340B (T4100)						
Public Health	1,133,106.77	1,151,105.29	3,032,235.11	22,074,353.00	19,042,117.89	13.74%
FUND TOTAL	<u>\$ 1,133,106.77</u>	<u>\$ 1,151,105.29</u>	<u>\$ 3,032,235.11</u>	<u>\$ 22,074,353.00</u>	<u>\$ 19,042,117.89</u>	<u>13.74%</u>
MISCELLANEOUS DONATIONS - JUVENILE PROBATION (T5200)						
Juvenile Services	887.53	166.77	1,560.39	22,677.00	21,116.61	6.88%
FUND TOTAL	<u>\$ 887.53</u>	<u>\$ 166.77</u>	<u>\$ 1,560.39</u>	<u>\$ 22,677.00</u>	<u>\$ 21,116.61</u>	<u>6.88%</u>
DONATIONS EMERGENCY MANAGEMENT (T5350)						
County Administrator	-	-	-	7,440.00	7,440.00	0.00%
FUND TOTAL	<u>\$ -</u>	<u>\$ -</u>	<u>\$ -</u>	<u>\$ 7,440.00</u>	<u>\$ 7,440.00</u>	<u>0.00%</u>
MISCELLANEOUS DONATIONS - HUMAN SERVICES (T5600)						
Human Services	3,769.24	-	8,420.37	24,819.00	16,398.63	33.93%
FUND TOTAL	<u>\$ 3,769.24</u>	<u>\$ -</u>	<u>\$ 8,420.37</u>	<u>\$ 24,819.00</u>	<u>\$ 16,398.63</u>	<u>33.93%</u>
MISCELLANEOUS DONATIONS - HUMAN SERVICES-RELIANT (T5640)						
Human Services	568.68	-	1,572.93	10,939.00	9,366.07	14.38%
FUND TOTAL	<u>\$ 568.68</u>	<u>\$ -</u>	<u>\$ 1,572.93</u>	<u>\$ 10,939.00</u>	<u>\$ 9,366.07</u>	<u>14.38%</u>
MISCELLANEOUS DONATIONS - HUMAN SERVICES-CIRRO (T5642)						
Human Services	-	-	511.53	1,034.00	522.47	49.47%
FUND TOTAL	<u>\$ -</u>	<u>\$ -</u>	<u>\$ 511.53</u>	<u>\$ 1,034.00</u>	<u>\$ 522.47</u>	<u>49.47%</u>
MISCELLANEOUS DONATIONS - CPS (T5700)						
Child Protective Services	-	-	-	50,160.00	50,160.00	0.00%
FUND TOTAL	<u>\$ -</u>	<u>\$ -</u>	<u>\$ -</u>	<u>\$ 50,160.00</u>	<u>\$ 50,160.00</u>	<u>0.00%</u>
MISCELLANEOUS DONATIONS - HEALTH DEPT (T5800)						
Public Health	-	-	-	31,402.00	31,402.00	0.00%
FUND TOTAL	<u>\$ -</u>	<u>\$ -</u>	<u>\$ -</u>	<u>\$ 31,402.00</u>	<u>\$ 31,402.00</u>	<u>0.00%</u>

**TARRANT COUNTY, TEXAS
BUDGET REPORT
FOR THE TWO (2) MONTHS ENDED 11/30/2022**

	CURRENT MONTH EXPENDITURES	ENCUMBRANCES AND COMMITMENTS	TOTAL EXPENDITURES ENCUMBRANCES & COMMITMENTS	TOTAL BUDGET	UNEXPENDED BUDGET	% BUDGET USED
MISCELLANEOUS DONATIONS - VETERAN COURT PROGRAM (T5960)						
Veterans Diversion Court	-	-	-	13,727.00	13,727.00	0.00%
FUND TOTAL	<u>\$ -</u>	<u>\$ -</u>	<u>\$ -</u>	<u>\$ 13,727.00</u>	<u>\$ 13,727.00</u>	<u>0.00%</u>
MISCELLANEOUS DONATIONS - FAMILY COURT SERVICES (T6000)						
Domestic Relations	-	-	-	6,902.00	6,902.00	0.00%
FUND TOTAL	<u>\$ -</u>	<u>\$ -</u>	<u>\$ -</u>	<u>\$ 6,902.00</u>	<u>\$ 6,902.00</u>	<u>0.00%</u>
MISCELLANEOUS DONATIONS - CRCG (T6100)						
Public Assistance	3,349.88	-	5,464.12	43,076.00	37,611.88	12.68%
FUND TOTAL	<u>\$ 3,349.88</u>	<u>\$ -</u>	<u>\$ 5,464.12</u>	<u>\$ 43,076.00</u>	<u>\$ 37,611.88</u>	<u>12.68%</u>
MISCELLANEOUS DONATIONS - PEACE OFFICER MEMORIAL (T6200)						
Buildings	-	-	-	100,021.00	100,021.00	0.00%
FUND TOTAL	<u>\$ -</u>	<u>\$ -</u>	<u>\$ -</u>	<u>\$ 100,021.00</u>	<u>\$ 100,021.00</u>	<u>0.00%</u>
ATTF RENTAL ASSOC DONATION (T6500)						
Sheriff	-	-	-	280.00	280.00	0.00%
FUND TOTAL	<u>\$ -</u>	<u>\$ -</u>	<u>\$ -</u>	<u>\$ 280.00</u>	<u>\$ 280.00</u>	<u>0.00%</u>
SHERIFF'S EMPLOYEE RECOGNITION AND AWARD (T7000)						
Sheriff	-	-	-	1,456.00	1,456.00	0.00%
FUND TOTAL	<u>\$ -</u>	<u>\$ -</u>	<u>\$ -</u>	<u>\$ 1,456.00</u>	<u>\$ 1,456.00</u>	<u>0.00%</u>
CONTRACT ELECTIONS (T7100)						
Elections Administration	3,895.33	-	3,895.33	423,885.00	419,989.67	0.92%
FUND TOTAL	<u>\$ 3,895.33</u>	<u>\$ -</u>	<u>\$ 3,895.33</u>	<u>\$ 423,885.00</u>	<u>\$ 419,989.67</u>	<u>0.92%</u>
ELECTIONS CHAPTER 19 (T7300)						
Elections Administration	-	-	-	522,541.00	522,541.00	0.00%
FUND TOTAL	<u>\$ -</u>	<u>\$ -</u>	<u>\$ -</u>	<u>\$ 522,541.00</u>	<u>\$ 522,541.00</u>	<u>0.00%</u>
OPIOID EPIDEMIC SETTLEMENT (T8500)						
Non-Departmental	-	-	-	521,816.00	521,816.00	0.00%
FUND TOTAL	<u>\$ -</u>	<u>\$ -</u>	<u>\$ -</u>	<u>\$ 521,816.00</u>	<u>\$ 521,816.00</u>	<u>0.00%</u>