


---

# COUNTY AUDITOR

**TARRANT COUNTY FINANCIAL STATEMENTS**

**FOR THE MONTH OF DECEMBER 2022**



**TARRANT COUNTY, TEXAS**

---



**TARRANT COUNTY**  
TARRANT COUNTY ADMINISTRATION BUILDING - ROOM 506  
100 E. WEATHERFORD  
FORT WORTH, TEXAS 76196-0103  
817/884-1205  
Fax 817/884-1104

**S. RENEE TIDWELL, CPA**  
COUNTY AUDITOR  
rtidwell@tarrantcounty.com

**KIM BUCHANAN, CPA**  
FIRST ASSISTANT COUNTY AUDITOR  
kmbuchanan@tarrantcounty.com

May 2, 2023


The Honorable District Judges  
The Honorable Commissioners Court  
Tarrant County, Texas

RE: County Auditor's December 2022 Financial Reports

I herewith submit the financial report of Tarrant County, Texas as of and for the three months ending December 31, 2022.

If you have any questions concerning this report or the financial well-being of the County, please call.

Sincerely,

  
S. Renée Tidwell, CPA  
County Auditor

**TARRANT COUNTY, TEXAS**  
**COMBINED BALANCE SHEET**  
**GOVERNMENTAL FUNDS**  
**AS OF 12/31/2022**

<u>COMBINED TOTAL</u>		<u>GENERAL</u>	<u>ROAD &amp; BRIDGE</u>	<u>DEBT SERVICE</u>
<b>ASSETS</b>				
\$1,175,139,878.35	CASH AND INVESTMENTS	\$317,277,329.84	\$14,453,849.11	\$22,315,560.46
300,179,781.50	TAXES RECEIVABLE (NET)	277,188,729.50	895.95	22,990,156.05
21,808,965.68	OTHER RECEIVABLES (NET)	4,647,220.36	72,643.31	0.00
3,728,363.49	FEE OFFICE RECEIVABLE	3,728,363.49	0.00	0.00
28,547,489.10	DUE FROM OTHER FUNDS	28,547,489.10	0.00	0.00
381,576.89	ADVANCE TO ENTERPRISE FUND	0.00	0.00	0.00
5,164,388.70	PREPAID EXPENSES AND INVENTORY	817,394.19	641,448.98	0.00
<u>\$1,534,950,443.71</u>	<b>TOTAL ASSETS</b>	<u>\$632,206,526.48</u>	<u>\$15,168,837.35</u>	<u>\$45,305,716.51</u>
<b>LIABILITIES</b>				
\$11,641,278.95	ACCOUNTS PAYABLE	\$3,952,959.99	\$295,224.94	\$0.00
34,131,968.88	OTHER LIABILITIES	\$31,464,100.69	351,906.45	0.00
28,547,489.10	DUE TO OTHER FUNDS	0.00	0.00	0.00
311,209,866.14	UNEARNED REVENUE	0.00	0.00	0.00
385,530,603.07	<b>TOTAL LIABILITIES</b>	35,417,060.68	647,131.39	0.00
<b>DEFERRED INFLOWS OF RESOURCES</b>				
300,179,781.50	UNAVAILABLE REVENUE - PROPERTY TAXES	277,188,729.50	895.95	22,990,156.05
3,728,363.49	UNAVAILABLE REVENUE - FEE OFFICE	3,728,363.49	0.00	0.00
6,030,300.07	UNAVAILABLE REVENUE - OTHER	0.00	0.00	0.00
920,592.65	DEFERRED LEASE INFLOW	920,592.65	0.00	0.00
310,859,037.71	<b>TOTAL DEFERRED INFLOWS OF RESOURCES</b>	281,837,685.64	895.95	22,990,156.05
<b>FUND BALANCES</b>				
838,560,802.93	<b>FUND BALANCES</b>	314,951,780.16	14,520,810.01	22,315,560.46
838,560,802.93	<b>TOTAL FUND BALANCES</b>	314,951,780.16	14,520,810.01	22,315,560.46
<u>\$1,534,950,443.71</u>	<b>TOTAL LIABILITIES, DEFERRED INFLOWS OF RESOURCES, AND FUND BALANCES</b>	<u>\$632,206,526.48</u>	<u>\$15,168,837.35</u>	<u>\$45,305,716.51</u>

CAPITAL PROJECTS	GRANT FUNDS	OTHER GOVERNMENTAL FUNDS
\$385,180,154.89	\$326,362,824.87	\$109,550,159.18
0.00	0.00	0.00
0.00	6,349,241.79	10,739,860.22
0.00	0.00	0.00
0.00	0.00	0.00
381,576.89	0.00	0.00
0.00	3,181,078.42	524,467.11
<u>\$385,561,731.78</u>	<u>\$335,893,145.08</u>	<u>\$120,814,486.51</u>

\$2,982,749.34	\$2,554,364.12	\$1,855,980.56
0.00	1,868,048.31	447,913.43
0.00	28,013,137.47	534,351.63
0.00	310,750,893.10	458,973.04
2,982,749.34	343,186,443.00	3,297,218.66

0.00	0.00	0.00
0.00	0.00	0.00
0.00	0.00	6,030,300.07
0.00	0.00	0.00
0.00	0.00	6,030,300.07

382,578,982.44	(7,293,297.92)	111,486,967.78
382,578,982.44	(7,293,297.92)	111,486,967.78
<u>\$385,561,731.78</u>	<u>\$335,893,145.08</u>	<u>\$120,814,486.51</u>

**TARRANT COUNTY, TEXAS**  
**COMBINED STATEMENT OF REVENUES AND EXPENDITURES**  
**AND CHANGES IN FUND BALANCE**  
**GOVERNMENTAL FUNDS**  
**FOR THE THREE (3) MONTHS ENDED 12/31/2022**

<u>COMBINED TOTAL</u>		<u>GENERAL</u>	<u>ROAD &amp; BRIDGE</u>	<u>DEBT SERVICE</u>
<b>REVENUES:</b>				
\$269,039,183.54	TAXES, LICENSES AND PERMITS	\$ 248,525,342.05	\$0.53	\$ 20,472,664.57
17,745,346.81	FEES OF OFFICE	8,512,077.75	4,207,340.00	0.00
579,160.79	FINES	579,160.79	0.00	0.00
87,925,964.32	INTERGOVERNMENTAL	6,724,447.07	36,804.21	0.00
9,508,266.51	INVESTMENT INCOME	4,773,772.91	130,285.28	42,294.71
<u>3,365,442.16</u>	MISCELLANEOUS	<u>1,326,071.46</u>	<u>41,400.47</u>	<u>0.00</u>
388,163,364.13	TOTAL REVENUES	270,440,872.03	4,415,830.49	20,514,959.28
<b>EXPENDITURES:</b>				
<b>CURRENT:</b>				
45,009,260.98	GENERAL GOVERNMENT	38,416,572.79	1,052,395.79	0.00
51,937,518.94	PUBLIC SAFETY	42,280,374.58	0.00	0.00
57,149,168.50	JUDICIAL	48,461,184.23	0.00	0.00
50,818,702.26	COMMUNITY SERVICES	2,520,713.03	0.00	0.00
9,611,574.55	TRANSPORTATION	439,160.92	8,323,460.98	0.00
24,421,276.53	CAPITAL/CONSTRUCTION	0.00	0.00	0.00
<u>511,293.93</u>	DEBT SERVICE	<u>125,916.75</u>	<u>0.00</u>	<u>1,250.00</u>
<u>239,458,795.69</u>	TOTAL EXPENDITURES	<u>132,243,922.30</u>	<u>9,375,856.77</u>	<u>1,250.00</u>
148,704,568.44	EXCESS (DEFICIT) OF REVENUES OVER EXPENDITURES	138,196,949.73	(4,960,026.28)	20,513,709.28
<b>OTHER FINANCING SOURCES (USES):</b>				
29,713,399.87	OPERATING TRANSFERS IN	483,721.27	3,765,106.74	0.00
(39,795,899.87)	OPERATING TRANSFERS OUT	(39,229,678.60)	(208,202.95)	0.00
<u>112,998.98</u>	LEASES (AS LESSEE)	<u>0.00</u>	<u>0.00</u>	<u>0.00</u>
138,735,067.42	EXCESS (DEFICIT ) OF REVENUES AND OPERATING TRANSFERS OVER EXPENDITURES	99,450,992.40	(1,403,122.49)	20,513,709.28
<b>FUND BALANCES:</b>				
<u>699,825,735.51</u>	BEGINNING OF PERIOD	<u>215,500,787.76</u>	<u>15,923,932.50</u>	<u>1,801,851.18</u>
<u>\$838,560,802.93</u>	END OF PERIOD	<u>\$314,951,780.16</u>	<u>\$14,520,810.01</u>	<u>\$22,315,560.46</u>

CAPITAL PROJECTS	GRANT FUNDS	OTHER GOVERNMENTAL FUNDS
\$0.00	\$0.00	41,176.39
184,498.15	243,996.48	4,597,434.43
0.00	0.00	0.00
0.00	78,494,535.92	2,670,177.12
3,385,810.48	201,999.49	974,103.64
499,034.54	64,200.50	1,434,735.19
4,069,343.17	79,004,732.39	9,717,626.77
0.00	3,927,631.85	1,612,660.55
0.00	7,426,723.67	2,230,420.69
0.00	7,906,787.61	781,196.66
0.00	40,157,877.63	8,140,111.60
0.00	848,952.65	0.00
5,779,108.18	18,442,235.72	199,932.63
0.00	326,162.96	57,964.22
5,779,108.18	79,036,372.09	13,022,286.35
(1,709,765.01)	(31,639.70)	(3,304,659.58)
24,326,430.75	0.00	1,138,141.11
0.00	0.00	(358,018.32)
0.00	31,639.70	81,359.28
22,616,665.74	0.00	(2,443,177.51)
359,962,316.70	(7,293,297.92)	113,930,145.29
<u>\$382,578,982.44</u>	<u>(\$7,293,297.92)</u>	<u>\$111,486,967.78</u>

**TARRANT COUNTY, TEXAS**  
**STATEMENT OF NET POSITION**  
**PROPRIETARY FUNDS**  
**AS OF 12/31/2022**

<u>COMBINED TOTAL</u>		<u>ENTERPRISE</u>	<u>INTERNAL SERVICE</u>
<b>ASSETS</b>			
\$62,709,984.40	CASH AND INVESTMENTS	\$4,655,683.15	\$58,054,301.25
5,209,742.87	OTHER RECEIVABLES (NET)	3,494,598.07	1,715,144.80
393,075.00	PREPAID EXPENSES AND INVENTORY	7,075.00	386,000.00
<u>3,576,618.52</u>	FIXED ASSETS (NET)	<u>3,576,618.52</u>	<u>0.00</u>
<u>71,889,420.79</u>	TOTAL ASSETS	<u>11,733,974.74</u>	<u>60,155,446.05</u>
<b>DEFERRED OUTFLOWS OF RESOURCES</b>			
110,089.00	PENSION CONTRIBUTIONS AFTER MEASUREMENT DATE	110,089.00	0.00
5,462.00	DIFFERENCE IN EXPECTED & ACTUAL PENSION EXPERIENCE	5,462.00	0.00
175,908.00	CHANGES IN PENSION ASSUMPTIONS	175,908.00	0.00
1,280.00	DIFFERENCE IN EXPECTED & ACTUAL OPEB EXPERIENCE	1,280.00	0.00
83,322.00	CHANGES IN OPEB ASSUMPTIONS	83,322.00	0.00
<u>25,625.00</u>	OPEB CONTRIBUTIONS AFTER MEASUREMENT DATE	<u>25,625.00</u>	<u>0.00</u>
<u>401,686.00</u>	TOTAL DEFERRED OUTFLOWS OF RESOURCES	<u>401,686.00</u>	<u>0.00</u>
<b>LIABILITIES</b>			
670,152.99	ACCOUNTS PAYABLE	97,451.99	572,701.00
20,968,187.86	OTHER LIABILITIES	20,403.18	20,947,784.68
381,576.89	ADVANCE FROM CAPITAL PROJECTS FUND	381,576.89	0.00
135,620.06	UNEARNED REVENUE	25,013.34	110,606.72
69,472.00	NET PENSION LIABILITY	69,472.00	0.00
692,349.00	OTHER POST EMPLOYMENT BENEFIT LIABILITY	692,349.00	0.00
<u>117,329.13</u>	COMPENSATED ABSENCES	<u>117,329.13</u>	<u>0.00</u>
<u>23,034,687.93</u>	TOTAL LIABILITIES	<u>1,403,595.53</u>	<u>21,631,092.40</u>
<b>DEFERRED INFLOWS OF RESOURCES</b>			
14,257.00	DIFFERENCE IN EXPECTED & ACTUAL PENSION EXPERIENCE	14,257.00	0.00
583,380.00	DIFFERENCE IN PROJECTED & ACTUAL PENSION EARNINGS	583,380.00	0.00
14,112.00	CHANGES IN PENSION ASSUMPTIONS	14,112.00	0.00
96,257.00	DIFFERENCE IN EXPECTED & ACTUAL OPEB EXPERIENCE	96,257.00	0.00
68,462.00	CHANGES IN OPEB ASSUMPTIONS	68,462.00	0.00
<u>3,535,280.30</u>	DEFERRED LEASE INFLOW	<u>3,535,280.30</u>	<u>0.00</u>
<u>4,311,748.30</u>	TOTAL DEFERRED INFLOWS OF RESOURCES	<u>4,311,748.30</u>	<u>0.00</u>
<b>NET POSITION</b>			
<u>44,944,670.56</u>	NET POSITION	<u>6,420,316.91</u>	<u>38,524,353.65</u>
<u>\$44,944,670.56</u>	TOTAL NET POSITION	<u>\$6,420,316.91</u>	<u>\$38,524,353.65</u>

**TARRANT COUNTY, TEXAS**  
**COMBINED STATEMENT OF REVENUES, EXPENSES**  
**AND CHANGES IN FUND NET POSITION**  
**PROPRIETARY FUNDS**  
**FOR THE THREE (3) MONTHS ENDED 12/31/2022**

<u>COMBINED TOTAL</u>		<u>ENTERPRISE</u>	<u>INTERNAL SERVICE</u>
<b>OPERATING REVENUES:</b>			
\$812,643.17	BUILDING RENTALS	\$812,643.17	\$0.00
6,078,421.14	USER FEES	0.00	6,078,421.14
14,653,092.37	COUNTY CONTRIBUTIONS	0.00	14,653,092.37
<u>421,799.06</u>	OTHER REVENUES	<u>64,275.55</u>	<u>357,523.51</u>
21,965,955.74	TOTAL OPERATING REVENUES	876,918.72	21,089,037.02
<b>OPERATING EXPENSES:</b>			
303,207.58	PERSONNEL	303,207.58	0.00
282,728.93	BUILDING AND EQUIPMENT	282,030.85	698.08
75,114.37	DEPRECIATION AND AMORTIZATION	75,114.37	0.00
20,849,157.36	SELF INSURANCE CLAIMS	0.00	20,849,157.36
1,782,599.53	INSURANCE PREMIUMS	48,374.00	1,734,225.53
1,089,758.01	ADMINISTRATION	0.00	1,089,758.01
<u>397,056.77</u>	OTHER EXPENSES	<u>20,542.03</u>	<u>376,514.74</u>
<u>24,779,622.55</u>	TOTAL OPERATING EXPENSES	<u>729,268.83</u>	<u>24,050,353.72</u>
(2,813,666.81)	OPERATING INCOME (LOSS)	147,649.89	(2,961,316.70)
<b>NON-OPERATING REVENUE (EXPENSE):</b>			
<u>560,622.58</u>	INTEREST INCOME	<u>47,831.83</u>	<u>512,790.75</u>
(2,253,044.23)	NET INCOME (LOSS) BEFORE TRANSFERS	195,481.72	(2,448,525.95)
<b>OPERATING TRANSFERS:</b>			
10,000,000.00	OPERATING TRANSFERS IN	0.00	10,000,000.00
<u>0.00</u>	OPERATING TRANSFERS OUT	<u>0.00</u>	<u>0.00</u>
7,746,955.77	NET INCOME (LOSS)	195,481.72	7,551,474.05
<b>NET POSITION:</b>			
<u>37,197,714.79</u>	BEGINNING OF PERIOD	<u>6,224,835.19</u>	<u>30,972,879.60</u>
<u>\$44,944,670.56</u>	END OF PERIOD	<u>\$6,420,316.91</u>	<u>\$38,524,353.65</u>



**TARRANT COUNTY, TEXAS**  
**FIDUCIARY BALANCE SHEET**  
**AS OF 12/31/2022**

<u>COMBINED TOTAL</u>		<u>STATE COMPTROLLER FUND</u>	<u>OTHER CUSTODIAL FUNDS</u>	<u>COMMUNITY SUPERVISION &amp; CORRECTIONS</u>
<b>ASSETS</b>				
\$1,380,877,894.35	CASH AND INVESTMENTS	\$18,798,968.77	\$1,351,226,838.15	\$10,852,087.43
2,288.94	FEE OFFICE RECEIVABLE	0.00	2,288.94	0.00
5,885.00	PREPAID EXPENSES & INVENTORY	0.00	0.00	5,885.00
<u>53,170,406.54</u>	RESTRICTED ASSETS	<u>0.00</u>	<u>53,170,406.54</u>	<u>0.00</u>
<u>\$1,434,056,474.83</u>	TOTAL ASSETS	<u>\$18,798,968.77</u>	<u>\$1,404,399,533.63</u>	<u>\$10,857,972.43</u>
<b>LIABILITIES AND FUND BALANCE</b>				
\$77,940.48	ACCOUNTS PAYABLE	\$15.00	\$15,975.91	\$61,949.57
<u>1,433,978,534.35</u>	OTHER LIABILITIES	<u>18,798,953.77</u>	<u>1,404,383,557.72</u>	<u>10,796,022.86</u>
<u>\$1,434,056,474.83</u>	TOTAL LIABILITIES AND FUND BALANCE	<u>\$18,798,968.77</u>	<u>\$1,404,399,533.63</u>	<u>\$10,857,972.43</u>

**TARRANT COUNTY, TEXAS**  
**NOTES TO COMBINED FINANCIAL STATEMENTS**  
**FOR THE THREE (3) MONTHS ENDED 12/31/2022**

**I. SUMMARY OF SIGNIFICANT ACCOUNTING POLICIES:**

Reporting Entity

The accompanying financial statements reflect the funds and accounts of the financial reporting entity Tarrant County, Texas (the "County"), as of December 2022 and for the three months then ended. Other components of the County not included in the accompanying financial statements include, Tarrant County Hospital District, Tarrant County Mental Health and Behavioral Health Services, Tarrant County Industrial Development Corporation, Tarrant County Health Facilities Development Corporation, Tarrant County Cultural Education Facilities Finance Corporation, and Tarrant County Housing Financing Corporation. These components are technically a part of the "reporting entity" because of the budgetary oversight responsibility by the Commissioners' Court of Tarrant County. These components however are unrelated to the financial condition and results of operations of the County and have been excluded from the accompanying financial statements. Separate financial statements of these entities are available upon request.

Revenue Recognition

Revenue is generally recognized on the modified accrual basis. Under this method of accounting, revenues are recognized when susceptible to accrual, i.e., both measurable and available. The primary revenue sources susceptible to accrual are property taxes, fines and fees due to fee offices which are recognized as unavailable revenue until cash is received. Other sources are generally not measurable until received in cash.

Expenditure Recognition

Expenditures are recorded when incurred. Expenditures for principal and interest on long-term debt are recorded when due. The accrual basis of accounting is utilized in the proprietary funds. Encumbrances are not included as expenditures.

Budget Basis Reporting

The budget is prepared utilizing a modified cash basis of accounting, with adjustments for encumbrances, as allowed by state statutes. Budget basis information is presented in the accompanying "Budgetary Information" section at a summary level. Budget information at the legal level of control is available upon request.

Investment Income Allocation

To maximize investment earnings on "idle" cash and cash equivalents, a "pooled cash" concept is utilized. Under this concept nearly all deposits are maintained in the same bank account and are invested on a daily basis. Generally, interest earnings are allocated to each fund based on the funds relative percentage of the total pool.

Pension Liability

The net pension liability was actuarially valued as of December 31, 2021. The net pension liability recorded in the Resource Connection is \$69,472. The amount for the governmental funds is \$28,519,643 which is reported in the annual comprehensive financial report.

OPEB Liability

The total OPEB liability was actuarially measured as of September 30, 2021. The total OPEB liability recorded in the Resource Connection is \$692,349. The amount for the governmental funds is \$222,023,734, which is reported in the annual comprehensive financial report.

**TARRANT COUNTY, TEXAS**  
**NOTES TO COMBINED FINANCIAL STATEMENTS**  
**FOR THE THREE (3) MONTHS ENDED 12/31/2022**

**I. SUMMARY OF SIGNIFICANT ACCOUNTING POLICIES (CONT'D):**

Compensated Absences

Accumulated unpaid vacation leave and vested sick pay have been recorded in the Enterprise Fund for the Resource Connection. An additional amount has been accrued for salary related payments associated with the payment of compensated absences. The amount of compensated absences for the remaining governmental funds is \$50,034,567, which is reported in the annual comprehensive financial report.

Deferred Outflows/Inflows of Resources

Deferred outflows of resources apply to future periods and so will not be recognized as an expense/ expenditure until then. Deferred inflows of resources apply to future periods and will be recognized as a revenue at that time.

Incurred but Not Reported

Included in the "Other Liabilities" of the Internal Service fund's Employee Benefits is \$4,500,000 of incurred but not reported medical and drug claims.

Leases

The County, as a lessee, recognizes a lease liability and an intangible right to use lease asset. The County, as a lessor, recognizes capital outlay and other financing sources.

**II. BASIS OF PRESENTATION:**

The accounts of the County are organized and operated on the basis of funds, each of which is considered a separate accounting entity. Government resources are allocated to and accounted for in individual funds based on the purpose for which they are to be spent and the means by which spending activities are controlled.

Funds are classified into three categories: Governmental, Proprietary and Fiduciary. Each category is divided into separate fund types. The following fund types are used by the County.

Governmental Funds: Used to account for all or most of a government's general activity.

General Fund – used to account for the general operations of the County.

Road and Bridge Fund – used to account for the collection and expenditure of those monies designated to be spent for acquisition, construction and maintenance of county roads and bridges.

Debt Service Fund – used to account for accumulation of resources and for the payment of general long-term debt principal, interest, and related costs.

Capital Projects Funds – used to account for financial resources to be used for the acquisition and/or construction of facilities, equipment, software and infrastructure.

Grant Funds – used to account for the activities conducted under the many grant agreements between the County and various state and federal organizations.

Other Governmental Funds – used to account for specific revenue sources which are legally restricted to expenditures for specified purposes.

**TARRANT COUNTY, TEXAS**  
**NOTES TO COMBINED FINANCIAL STATEMENTS**  
**FOR THE THREE (3) MONTHS ENDED 12/31/2022**

**II. BASIS OF PRESENTATION (CONT'D):**

Proprietary Funds: Used to account for operations that are financed in a manner similar to those in the private sector, where the determination of net income is appropriate for sound financial administration.

Enterprise Fund – used to account for operations that are financed and operated in a manner similar to private enterprise where the County's intent is to provide goods or services to the public on a continuing basis financed primarily through user charges. The County operates two enterprise funds, the Resource Connection and Oil and Gas Royalty.

Internal Service Funds – used to account for the various self-insurance activities for the County.

Fiduciary Funds: These funds account for assets held by the County in a fiduciary capacity and therefore cannot be used to support the County's own programs.

State Comptroller Funds – used to account for monies received on behalf of, and subsequently remitted to the State Comptroller.

Other Custodial Funds – used to account for assets held in a fiduciary capacity for others and includes property taxes collected and remitted for other entities, statutory fees collected on behalf of other governments, funds held in the registry of the court, collateral for securing bail bonds, monies on account for inmate commissary purchases, and funds seized by law enforcement agencies.

Community Supervision and Corrections – used to account for the State agency funds in the County depository and restitution collected as a condition of probation payable to injured parties.

**III. NEGATIVE CASH BALANCES:**

The following funds have negative cash balances at the balance sheet date. This occurs when expenditures exceed revenue collection. The General Fund has advanced money to these Funds thereby, allowing for continued operation of the related programs. These advances by the General Fund have been reflected in the accompanying combined balance sheet as Due from other funds. The advances also represent a loss of investment earnings to the General Fund and are not a reimbursable item by the grantor under reimbursing grant agreements.

Most negative cash balances arise in the County's reimbursing grant programs. These programs require the payment of expenditures prior to the reimbursement by the grantor. These cash deficits have existed for years and do not create any major concerns. However, this information is helpful to the reader of the financial statements to provide a fuller understanding of the details of County operations.

<u>FUND / GRANT</u>	<u>DEFICIT</u>
E0024 RYAN WHITE ENDING HIV EPIDEMIC	\$ 114,004.04
E0025 DHHS-RYAN WHITE TITLE IV PART D - WOMEN, INFANTS, CHILDREN	16,667.42
E0027 RYAN WHITE PART C - OUTPATIENT EIS PROGRAM	70,111.23
E0028 RYAN WHITE HIV/AIDS TREATMENT MODERNIZATION ACT PART A	668,164.62
E0031 HIV/STATE SERVICES	53,258.64
E0032 RYAN WHITE PART B	237,237.76
E0037 HIV/HOPWA	60,982.28
E0061 HOUSING OPPORTUNITIES FOR PERSONS WITH AIDS (HOPWA)	43,207.51
E0062 HOPWA - COVID - CARES - ADMINISTRATIVE AGENCY	4,736.40
F0025 DHHS-RYAN WHITE TITLE IV PART D - WOMEN, INFANTS, CHILDREN	107.84

**TARRANT COUNTY, TEXAS**  
**NOTES TO COMBINED FINANCIAL STATEMENTS**  
**FOR THE THREE (3) MONTHS ENDED 12/31/2022**

**III. NEGATIVE CASH BALANCES (CONT'D):**

<u>FUND / GRANT</u>	<u>DEFICIT</u>
F0028 RYAN WHITE HIV/AIDS TREATMENT MODERNIZATION ACT PART A	71,502.86
F0032 RYAN WHITE PART B - PMC	673.23
F0033 SURVEILLANCE	23,429.63
F0034 INFECTIOUS DISEASE SURVEILLANCE AND EPIDEMIOLOGY - YR4	37,593.37
F0035 HIV PREVENTION	134,500.90
F0036 DSHS-ENDING THE HIV EPIDEMIC	71,964.10
F0038 STD/HIV OPER	214,270.65
F0040 TDFPS-COMMUNITY YOUTH DEVELOPMENT - FY23	65,400.40
F0042 BIOTERRORISM PREPAREDNESS - LAB	42,612.80
F0043 CPS-PREPAREDNESS/HAZARDS (BIO TERRORISM)	147,583.20
F0044 DSHS-C.R.I - CITIES READINESS INITIATIVE	21,968.79
F0045 TB/PC-TB CONTROL & PREVENTION (CLINIC)	148,933.36
F0046 TUBERCULOSIS - PREVENTION AND CONTROL	181,476.52
F0051 IMMUNIZATIONS	351,951.08
F0058 DSHS - HEALTHY TEXAS BABIES	24,215.47
F0060 WIC CARD PARTICIPATION	1,803,600.36
F0062 DSHS-REGIONAL LOCAL SERVICE SYSTEMS/LOCAL PUBLIC HEALTH	123,280.93
F0081 DSHS-NORTH TEXAS SYNDROMIC SURVEILLANCE PROGRAM	15,255.19
F0082 DSHS-CDC COVID-19 EMERGENCY RESPONSE	20,405.14
F0084 DSHS-CDC COVID-19	365.09
F0087 USCRI - REFUGEE MEDICAL SCREENING	197,930.97
F0089 DSHS ELC/LRN COVID-19 - LAB PPP	33,317.59
F0093 NURSE FAMILY PARTNERSHIP GRANT	129,986.59
F0100 DSHS-COVID-19 VACCINATION CAPACITY ENHANCEMENT PROGRAM	1,004,773.18
F0102 CDC-HEALTH DISPARITIES / HIGH RISK	1,601,874.05
F0104 CDC-PUBLIC HEALTH CRISIS RESPONSE (PHCR) CO-AG	131,049.45
F0105 STD/HIV DISEASE INTERVENTION SPECIALISTS (STD/HIV-DIS)	123,794.13
F0110 DSHS-COVID-19 VACCINATION CAPACITY ENHANCEMENT	626,706.39
F0189 DSHS ELC/LRN COVID-19 - EPI EXPANSION	457,207.57
F0289 DSHS ELC/LRN COVID-19 - EPI CARES	103,596.91
F0389 DSHS ELC/LRN COVID-19 - LAB EXPANSION FUNDING	86,950.00
G0012 VETERANS COURT PROGRAM - INTERIM	19,658.35
G0018 CJD-REACHING INDEPENDENCE THROUGH SELF EMPOWERMENT (RISE)	55,492.40
G0081 VAWA - PROTECTIVE ORDER UNIT - INTERIM	27,293.48
G0082 CJD-DISTRICT ATTORNEY BILINGUAL VICTIM ADVOCATE - INTERIM	22,768.43
G0084 D.I.R.E.C.T. PROGRAM - INTERIM	43,014.46
G0085 MENTAL HEALTH DIVERSION COURT PROGRAM	25,782.32
G0087 CJD-INTIMATE PARTNER-FAMILY VIOLENCE VICTIM ADVOCATES	67,190.45
G0094 CJD- FAMILY RECOVERY COURT	3,750.00
G0095 CJD- RECONNECTING YOUTH PROGRAM	22,486.59
G0096 IMPROVING HUMAN IDENTIFICATION AND ANTHROPOLOGY SERVICES	11,529.00
H0001 SUPPORTIVE HOUSING PROGRAM	3,134,057.82
H0040 HOME INVESTMENT PARTNERSHIP ACT - AMERICAN RESCUE PLAN	18,631.26
H0080 COMMUNITY DEVELOPMENT BLOCK GRANT - COVID - CARES	635,471.12
H0081 EMERGENCY SHELTER GRANT - COVID - CARES	286,870.49
L0013 OJP-DOJ-NIJ FORENSIC BACKLOG REDUCTION GRANT	255,623.60

**TARRANT COUNTY, TEXAS**  
**NOTES TO COMBINED FINANCIAL STATEMENTS**  
**FOR THE THREE (3) MONTHS ENDED 12/31/2022**

**III. NEGATIVE CASH BALANCES (CONT'D):**

<u>FUND / GRANT</u>	<u>DEFICIT</u>
L0017 OJP-DOJ-BJA TARRANT COUNTY FY18 STOP SCHOOL VIOLENCE PROJECT	45,403.28
L0019 OJP-DOJ-HUMAN TRAFFICKING TASK FORCE	76,241.87
M0008 JAG-LAW ENFORCEMENT LIASON PRGM / MHMRTC	39,218.97
M0012 AG - VINE (VICITIM IDENTIFICATION AND NOTIFICATION EVERYDAY)	19,718.22
M0014 ACCESS AND VISITATION GRANT	10,167.06
M0022 AUTO THEFT TASK FORCE - FY23	811,873.63
M0040 HOMELAND SECURITY GRANT PROGRAM - FY2022	67,978.62
M0044 TXDOT COURTESY PATROL PROGRAM	760,568.02
M0048 BILINGUAL VICTIMS ASSISTANCE COORDINATOR - INTERIM	13,181.90
M0061 TVC-VETERAN'S TREATMENT COURT - INTERIM	45,111.66
M0072 UNITED WAY-TARRANT COUNTY VETERANS COURT DIVERSION PROGRAM	6,746.25
M0085 HHS-SUBSTANCE ABUSE AND MENTAL HEALTH SERVICES (SAMSHA)	42,252.52
M0089 TX HISTORICAL COMMISSION TC HISTORIC PRESERVATION AND ARCHIVE	6,599.51
M0095 TCEQ-TEXAS VOLKSWAGON ENVIRONMENTAL MITIGATION PGRM PCT4	4,000.00
M0097 TCEQ-TEXAS VOLKSWAGON ENVIRONMENTAL MITIGATION PGRM PCT3	800.00
M0098 TCEQ-TEXAS VOLKSWAGON ENVIRONMENTAL MITIGATION PGRM PCT3	800.00
M0101 TCEQ-TEXAS VOLKSWAGON ENVIRONMENTAL MITIGATION PGRM PCT3	99,728.00
M0102 TCEQ-TEXAS VOLKSWAGON ENVIRONMENTAL MITIGATION PGRM PCT3	800.00
M0104 HAVA-2020 HELP AMERICA VOTE ACT - ELECTION SECURITY	2,930.21
M0107 TCEQ-TEXAS VOLKSWAGON ENVIRONMENTAL MITIGATION PGRM PCT4	1,600.00
M0212 CTIF - WAGLEY ROBERTSON (PCT3)	93.93
M0213 CTIF - EAST PEDEN (PCT4)	432,767.54
M0214 CTIF - NEWT PATTERSON (PCT2)	465,735.11
M0216 CTIF - HARMON (PCT3)	21,435.20
M0740 HOMELAND SECURITY GRANT PROGRAM - FY2020 CYBER SECURITY	20,504.10
P0011 STATE FINANCIAL ASSISTANCE FUND (BPS) FY23	381,078.13
P0014 TJPC-STATE AID - JUVENILE SUPPLEMENTAL PAY	121,869.27
P0016 TJJD-SPECIAL NEEDS DIVERSIONARY PROGRAM - FY23	42,485.84
P0026 REGIONAL DIVERSION ALTERNATIVES PROGRAM FY22 (REIMBURSEMENT)	2,965.35
P0027 TJPC-JJAEP	368,002.67
P0050 TJPC - TITLE IV E (REIMB THRU TDPRS)	40,538.20
R0011 SECTION 8 - FOSTER YOUTH TO INDEPENDENCE	38,331.74
R0013 HUD-SECTION8 FUND BALANCE	1,645,298.83
R0017 HUD-VASH - VETERANS AFFAIRS SUPPORTIVE HOUSING VOUCHERS	968,634.75
R0025 FAMILY SELF SUFFICIENCY - CY23	145,813.80
R0032 SHELTER PLUS CARE FY23	6,758.09
R0110 SECTION 8 - EMERGENCY HOUSING VOUCHER (Preliminary Fees)	28,760.00
R0210 SECTION 8 - EMERGENCY HOUSING VOUCHER (Service Fees)	36,779.87
W0102 FEMA COVID 2020 9/15/2020 to 12/31/2020	130,034.39
W0103 FEMA UNTHSC VACCINE ILA	7,163,263.53
SUB-TOTAL GRANTS	28,013,137.47
G1100 8TH ADMIN JUDICIAL REGION	19,551.31
T3000 DA - JPS CONTRACT	15,097.85
T3100 TC EMERGENCY SERVICE DISTRICT #1	12,647.91
T7100 CONTRACT ELECTIONS	487,054.56
TOTAL \$	<u>28,547,489.10</u>

**TARRANT COUNTY, TEXAS  
NOTES TO COMBINED FINANCIAL STATEMENTS  
FOR THE THREE (3) MONTHS ENDED 12/31/2022**

**IV. DEFICIT FUND BALANCE:**

The following major governmental fund had a negative fund balance as of December 31, 2022:

Grant Funds	\$ (7,293,297.92)
-------------	-------------------

The deficit fund balance in the Grant Funds is due to COVID-19 expenditures anticipated to be eligible for FEMA reimbursement that were not awarded to the County as of December 31, 2022. The related revenue for these expenditures will be recognized at the time of the award.

**V. INVESTMENTS:**

All investment securities are purchased on the basis of "Delivery vs. Payment" and are held at JPMorgan Chase Bank – New York by the Safekeeping Department in a segregated account in the name of Tarrant County. "Delivery vs. Payment" means that the County's money is not released until the securities are delivered to the Safekeeping Department.

All securities held and transactions executed during the period conform to the requirements of the Government Code Section 2256, The Public Funds Investment Act, and the Tarrant County Investment Policy, as adopted by the Commissioners Court on November 22, 2022.

	Average Rate	
JPMorgan Chase Savings	4.22%	\$ 186,120,253
JPMorgan Chase Savings II	4.22%	32,900,838
JPMorgan Chase Checking	4.28%	262,342,657
Lone Star Investment Pool	4.08%	276,220,471
Texas CLASS Investment Pool	3.85%	13,606,444
TexStar Investment Pool	3.97%	133,073,839
TexPool Investment Pool	3.98%	188,581,556
TOTAL INVESTMENTS		<u>\$ 1,092,846,058</u>

The recorded position of the pools for Lone Star and TexPool are measured at amortized cost as these pools meet the requirements of GASB Statement No. 79. The recorded position of the pools for Texas CLASS and TexStar are measured at net asset value and are designed to approximate the share value.

**TARRANT COUNTY, TEXAS**  
**NOTES TO COMBINED FINANCIAL STATEMENTS**  
**FOR THE THREE (3) MONTHS ENDED 12/31/2022**

**VI. CAPITAL ASSETS:**

A summary of the Governmental Funds' capital assets follows:

	Balance October 1, 2022	Additions	Disposals/ Adjustments	Balance December 31, 2022
Land and land improvements	\$ 67,142,366.95	\$ 4,287,999.60	\$ -	\$ 71,430,366.55
Construction in progress	46,806,486.11	158,963.38	-	46,965,449.49
Software in development	29,206,600.71	819,715.17	-	30,026,315.88
Buildings and improvements	513,394,280.01	12,924,429.41	-	526,318,709.42
Right to use building	7,178,207.36	112,998.98	-	7,291,206.34
Furnishings and equipment	106,174,791.57	1,701,665.03	(5,749,701.16)	102,126,755.44
Software	62,665,863.19	10,464.72	-	62,676,327.91
Infrastructure	136,902,456.13	-	-	136,902,456.13
	<u>\$ 969,471,052.03</u>	<u>\$ 20,016,236.29</u>	<u>\$ (5,749,701.16)</u>	<u>\$ 983,737,587.16</u>

**VII. SCHEDULE OF OUTSTANDING BONDED DEBT:**


	AMOUNT	INTEREST RATES
2013 - Limited Tax Refunding & Improvement Bonds	\$ 5,235,000	5.00%
2015 - Limited Tax Refunding & Improvement Bonds	9,890,000	5.00%
2015A - Limited Tax Refunding & Improvement Bonds	31,040,000	1.97%
2016 - Limited Tax Refunding Bonds	40,095,000	1.48%
2017 - Limited Tax Refunding Bonds	28,740,000	2.13%
2022A - Limited Tax Refunding Bonds	28,675,000	3.10%
2022B - Limited Tax Refunding Bonds	45,780,000	3.13%
2022 - Limited Tax Bonds	214,905,000	5.00%
Total Outstanding Bonded Debt	<u>\$ 404,360,000</u>	

Arbitrage provisions of the Internal Revenue Tax Act of 1986 require the County to rebate excess arbitrage earnings from bond proceeds to the federal government. This amount was estimated to be \$0 as of September 30, 2022.

**VIII. CONTINGENCIES:**

The County is self-insured for workers' compensation, automobile bodily injury and property damage, comprehensive general liability and all self-insured retentions for existing policies. At December 31, 2022, \$16,431,450 has been accrued, based on an actuarial assessment, to provide for potential losses resulting from pending or threatened litigation, asserted claims and claims incurred but not reported.





**TARRANT COUNTY, TEXAS  
CAPITAL PROJECT FUNDS  
FUND DESCRIPTIONS**

**FUND 45100 - NON-DEBT CAPITAL FUND**

This fund was established to account for capital acquisitions funded from County auction proceeds, operating transfers from general fund, gas signing bonuses and gas royalties.

**FUND 45400 – CAPITAL REPLACEMENT FUND**

This fund was established to account for long-term planning replacement of capital assets.

**FUND 45500 – COURT FACILITY FUND**

This fund was established pursuant to State statutes, to account for the collection and expenditure of monies collected from filing fees for the construction, renovation, or improvement of facilities that house the courts.

**FUND 47600 – 2006 BOND ELECTION FUND**

This fund was established to account for the expenditure of the proceeds of General Obligation Bonds issued to fund capital acquisitions originally approved by the voters.

**FUND 47700 – 2006 BOND ELECTION-TRANSPORTATION FUND**

This fund was established to account for the expenditure of the proceeds of General Obligation Bonds issued to fund transportation projects originally approved by the voters.

**FUND 47800 – 2021 BOND ELECTION-TRANSPORTATION FUND**

This fund was established to account for the expenditure of the proceeds of General Obligation Bonds issued to fund transportation projects originally approved by the voters.

**TARRANT COUNTY, TEXAS**  
**COMBINING BALANCE SHEET**  
**CAPITAL PROJECTS FUNDS**  
**AS OF 12/31/2022**

<u>COMBINED TOTAL</u>		<u>NON-DEBT CAPITAL</u>	<u>CAPITAL REPLACEMENT FUND</u>	<u>COURT FACILITY FUND</u>
<b>ASSETS</b>				
\$385,180,154.89	CASH AND INVESTMENTS	\$100,735,943.11	\$29,253,550.94	\$738,812.91
381,576.89	ADVANCE TO ENTERPRISE FUND	381,576.89	0.00	0.00
<u>0.00</u>	PREPAID EXPENSES & INVENTORY	<u>0.00</u>	<u>0.00</u>	<u>0.00</u>
<u>\$385,561,731.78</u>	TOTAL ASSETS	<u>\$101,117,520.00</u>	<u>\$29,253,550.94</u>	<u>\$738,812.91</u>
<b>LIABILITIES AND FUND BALANCES</b>				
<b>LIABILITIES:</b>				
\$2,982,749.34	ACCOUNTS PAYABLE	\$1,108,126.89	\$7,356.45	\$0.00
<u>0.00</u>	OTHER LIABILITIES	<u>0.00</u>	<u>0.00</u>	<u>0.00</u>
2,982,749.34	TOTAL LIABILITIES	1,108,126.89	7,356.45	0.00
<b>FUND BALANCES:</b>				
<u>382,578,982.44</u>	FUND BALANCES	<u>100,009,393.11</u>	<u>29,246,194.49</u>	<u>738,812.91</u>
<u>\$385,561,731.78</u>	TOTAL LIABILITIES AND FUND BALANCES	<u>\$101,117,520.00</u>	<u>\$29,253,550.94</u>	<u>\$738,812.91</u>

<u>2006 BOND ELECTION</u>	<u>2006 BOND ELECTION TRANSPORTATION</u>	<u>2021 BOND ELECTION TRANSPORTATION</u>
\$3,850,460.19	\$22,273,751.50	\$228,327,636.24
0.00	0.00	0.00
0.00	0.00	0.00
<u>\$3,850,460.19</u>	<u>\$22,273,751.50</u>	<u>\$228,327,636.24</u>


\$1,867,266.00	\$0.00	\$0.00
0.00	0.00	0.00
1,867,266.00	0.00	0.00

<u>1,983,194.19</u>	<u>22,273,751.50</u>	<u>228,327,636.24</u>
<u>\$3,850,460.19</u>	<u>\$22,273,751.50</u>	<u>\$228,327,636.24</u>

**TARRANT COUNTY, TEXAS**  
**COMBINING STATEMENT OF REVENUES AND EXPENDITURES**  
**AND CHANGES IN FUND BALANCE**  
**CAPITAL PROJECTS FUNDS**  
**FOR THE THREE (3) MONTHS ENDED 12/31/2022**

<u>COMBINED TOTAL</u>		<u>NON-DEBT CAPITAL</u>	<u>CAPITAL REPLACEMENT FUND</u>	<u>COURT FACILITY FUND</u>
<b>REVENUES:</b>				
\$184,498.15	FEES OF OFFICE	\$0.00	\$0.00	\$184,498.15
3,385,810.48	INVESTMENT INCOME	891,592.91	201,973.50	5,792.29
<u>499,034.54</u>	MISCELLANEOUS	<u>499,034.54</u>	<u>0.00</u>	<u>0.00</u>
4,069,343.17	TOTAL REVENUES	1,390,627.45	201,973.50	190,290.44
<b>EXPENDITURES:</b>				
<u>5,779,108.18</u>	CAPITAL/CONSTRUCTION	<u>4,111,380.42</u>	<u>456,757.25</u>	<u>0.00</u>
<u>5,779,108.18</u>	TOTAL EXPENDITURES	<u>4,111,380.42</u>	<u>456,757.25</u>	<u>0.00</u>
(1,709,765.01)	EXCESS (DEFICIT) OF REVENUES OVER EXPENDITURES	(2,720,752.97)	(254,783.75)	190,290.44
<b>OTHER FINANCING SOURCES (USES):</b>				
<u>24,326,430.75</u>	OPERATING TRANSFERS IN	<u>9,616,122.75</u>	<u>14,710,308.00</u>	<u>0.00</u>
22,616,665.74	EXCESS (DEFICIT ) OF REVENUES AND OPERATING TRANSFERS OVER EXPENDITURES	6,895,369.78	14,455,524.25	190,290.44
<b>FUND BALANCE (DEFICIT):</b>				
<u>359,962,316.70</u>	BEGINNING OF PERIOD	<u>93,114,023.33</u>	<u>14,790,670.24</u>	<u>548,522.47</u>
<u><u>\$382,578,982.44</u></u>	END OF PERIOD	<u><u>\$100,009,393.11</u></u>	<u><u>\$29,246,194.49</u></u>	<u><u>\$738,812.91</u></u>

<u>2006 BOND ELECTION</u>	<u>2006 BOND ELECTION TRANSPORTATION</u>	<u>2021 BOND ELECTION TRANSPORTATION</u>
\$0.00	\$0.00	\$0.00
34,223.21	214,317.49	2,037,911.08
<u>0.00</u>	<u>0.00</u>	<u>0.00</u>
34,223.21	214,317.49	2,037,911.08
<u>27,330.69</u>	<u>1,183,639.82</u>	<u>0.00</u>
<u>27,330.69</u>	<u>1,183,639.82</u>	<u>0.00</u>
6,892.52	(969,322.33)	2,037,911.08
<u>0.00</u>	<u>0.00</u>	<u>0.00</u>
6,892.52	(969,322.33)	2,037,911.08
<u>1,976,301.67</u>	<u>23,243,073.83</u>	<u>226,289,725.16</u>
<u>\$1,983,194.19</u>	<u>\$22,273,751.50</u>	<u>\$228,327,636.24</u>



**TARRANT COUNTY, TEXAS  
OTHER GOVERNMENTAL FUNDS  
FUND DESCRIPTION**

**FUND 24100 - LAW LIBRARY FUND**

This fund was established, pursuant to State statutes, to account for the collection and expenditure of monies collected in civil cases supporting the Tarrant County Law Library.

**FUND 25100 - VEHICLE INVENTORY TAX FUND**

This fund was established, pursuant to State statutes, to account for any interest earnings generated from the vehicle inventory tax, which the collector shall retain to defray the cost of collecting this tax. The Tax Assessor has discretion over the use of this fund.

**RECORDS PRESERVATION AND TECHNOLOGY FUNDS**

These funds were established, pursuant to State statutes, to account for the collection and expenditure of monies collected for the preservation and automation of County records. These funds are further described on page 27.

**FUND 24200 - EDUCATION FUND**

This fund was established, pursuant to State statutes, to account for the collection and expenditure of monies collected to provide for the continuing education of those officials and employees associated with the probate courts and certain law enforcement offices.

**FUND T0400 - PUBLIC HEALTH FUND**

The Tarrant County Hospital District provides funding for the operation of the Tarrant County Health Department in an effort to aggregate the cost of health service to Tarrant County residents. This funding arrangement began in 1999. These costs were previously paid from the County's General fund. This fund also includes the Medicaid 1115 Waiver, this waiver is to enhance access to health care, increase the quality of care, improve the cost-effectiveness of care provided and better serve the health of the patients and their families.

**FUND 22300 - CONSUMER HEALTH FUND**

This fund was established, pursuant to State statutes, to account for the collection of food permit fees and expenditures incurred in connection with issuing permits and conducting inspections.

**COURT DESIGNATED FUNDS**

These funds were established to account for the collection and expenditures of court ordered fees, pursuant to State statutes. These funds are further described on page 33.

**FUNDS (D6200, D8700-D8900) - DISTRICT ATTORNEY CONTRACTS**

These funds are used to account for monies collected by the District Attorney which are used in the investigation of criminal activities. These monies consist primarily of fees for bad checks and forfeited monies resulting from narcotics related convictions.

**FUNDS (S4300-S9700) – SHERIFF CONTRACTS**

These funds are used to account for monies collected by activities in the Sheriff Department. These activities include fees from operation of the jail commissary which are used for the benefit of the jail inmates. Some of these funds are the custody of the Sheriff. Monies are also collected from forfeitures resulting from narcotics related activities.

**FUNDS (G1100,T0500-T9900) – MISCELLANEOUS CONTRACTS**

These funds are used to account for monies received by Tarrant County as contributions for specified purposes.



**TARRANT COUNTY, TEXAS**  
**COMBINING BALANCE SHEET**  
**OTHER GOVERNMENTAL FUNDS**  
**AS OF 12/31/2022**

<u>COMBINED TOTAL</u>		<u>LAW LIBRARY</u>	<u>VEHICLE INVENTORY TAX</u>	<u>RECORDS PRESERVATION &amp; TECHNOLOGY FUNDS</u>	<u>EDUCATION</u>
<b>ASSETS</b>					
\$109,550,159.18	CASH AND INVESTMENTS	\$1,418,941.96	\$2,577,068.10	\$27,200,331.46	\$283,922.77
10,739,860.22	OTHER RECEIVABLES	0.00	0.00	0.00	0.00
<u>524,467.11</u>	PREPAID EXPENSES AND INVENTORY	<u>208.90</u>	<u>0.00</u>	<u>5,914.29</u>	<u>673.12</u>
<u>\$120,814,486.51</u>	<b>TOTAL ASSETS</b>	<u>\$1,419,150.86</u>	<u>\$2,577,068.10</u>	<u>\$27,206,245.75</u>	<u>\$284,595.89</u>
<b>LIABILITIES AND FUND BALANCES</b>					
<b>LIABILITIES:</b>					
\$1,855,980.56	ACCOUNTS PAYABLE	\$197.07	\$0.00	\$890,633.39	\$13,331.25
447,913.43	OTHER LIABILITIES	8,109.88	1,173.88	36,485.60	0.00
534,351.63	DUE TO OTHER FUNDS	0.00	0.00	0.00	0.00
<u>458,973.04</u>	UNEARNED REVENUE	<u>0.00</u>	<u>0.00</u>	<u>0.00</u>	<u>0.00</u>
3,297,218.66	<b>TOTAL LIABILITIES</b>	<u>8,306.95</u>	<u>1,173.88</u>	<u>927,118.99</u>	<u>13,331.25</u>
<b>DEFERRED INFLOWS OF RESOURCES</b>					
<u>6,030,300.07</u>	UNAVAILABLE REVENUE - OTHER	<u>0.00</u>	<u>0.00</u>	<u>0.00</u>	<u>0.00</u>
6,030,300.07	<b>TOTAL DEFERRED INFLOWS OF RESOURCES</b>	<u>0.00</u>	<u>0.00</u>	<u>0.00</u>	<u>0.00</u>
<b>FUND BALANCES:</b>					
<u>111,486,967.78</u>	<b>FUND BALANCES</b>	<u>1,410,843.91</u>	<u>2,575,894.22</u>	<u>26,279,126.76</u>	<u>271,264.64</u>
<u>\$120,814,486.51</u>	<b>TOTAL LIABILITIES AND FUND BALANCES</b>	<u>\$1,419,150.86</u>	<u>\$2,577,068.10</u>	<u>\$27,206,245.75</u>	<u>\$284,595.89</u>

<u>PUBLIC HEALTH</u>	<u>CONSUMER HEALTH</u>	<u>COURT DESIGNATED FUNDS</u>	<u>DISTRICT ATTORNEY CONTRACTS</u>	<u>SHERIFF CONTRACTS</u>	<u>MISCELLANEOUS CONTRACTS</u>
\$46,388,718.90	\$364,595.18	\$3,570,369.44	\$1,641,616.64	\$5,829,810.37	\$20,274,784.36
9,012,608.62	0.00	0.00	0.00	416.68	1,726,834.92
25,335.59	0.00	0.00	0.00	239,238.97	253,096.24
<u>\$55,426,663.11</u>	<u>\$364,595.18</u>	<u>\$3,570,369.44</u>	<u>\$1,641,616.64</u>	<u>\$6,069,466.02</u>	<u>\$22,254,715.52</u>

\$166,646.77	\$693.58	\$5,947.49	\$25,618.26	\$108,346.13	\$644,566.62
237,375.24	16,102.91	12,573.62	0.00	31,979.43	104,112.87
0.00	0.00	0.00	0.00	0.00	534,351.63
0.00	0.00	0.00	0.00	0.00	458,973.04
404,022.01	16,796.49	18,521.11	25,618.26	140,325.56	1,742,004.16

6,030,300.07	0.00	0.00	0.00	0.00	0.00
--------------	------	------	------	------	------

6,030,300.07	0.00	0.00	0.00	0.00	0.00
--------------	------	------	------	------	------

48,992,341.03	347,798.69	3,551,848.33	1,615,998.38	5,929,140.46	20,512,711.36
---------------	------------	--------------	--------------	--------------	---------------

<u>\$55,426,663.11</u>	<u>\$364,595.18</u>	<u>\$3,570,369.44</u>	<u>\$1,641,616.64</u>	<u>\$6,069,466.02</u>	<u>\$22,254,715.52</u>
------------------------	---------------------	-----------------------	-----------------------	-----------------------	------------------------

**TARRANT COUNTY, TEXAS**  
**COMBINING STATEMENT OF REVENUES AND EXPENDITURES**  
**AND CHANGES IN FUND BALANCE**  
**OTHER GOVERNMENTAL FUNDS**  
**FOR THE THREE (3) MONTHS ENDED 12/31/2022**

<u>COMBINED TOTAL</u>		<u>LAW LIBRARY</u>	<u>VEHICLE INVENTORY TAX</u>	<u>RECORDS PRESERVATION &amp; TECHNOLOGY FUNDS</u>	<u>EDUCATION</u>
<b>REVENUES:</b>					
\$41,176.39	TAXES & LICENSES	\$0.00	\$40,676.39	\$0.00	\$0.00
4,597,434.43	FEES OF OFFICE	344,230.52	215,328.23	1,197,678.32	6,738.50
2,670,177.12	INTERGOVERNMENTAL	0.00	0.00	0.00	0.00
974,103.64	INVESTMENT INCOME	12,380.99	18,416.01	240,716.20	0.00
1,434,735.19	MISCELLANEOUS	9,188.73	0.00	37.82	0.00
<u>9,717,626.77</u>	<b>TOTAL REVENUES</b>	<u>365,800.24</u>	<u>274,420.63</u>	<u>1,438,432.34</u>	<u>6,738.50</u>
<b>EXPENDITURES:</b>					
<b>CURRENT:</b>					
1,612,660.55	GENERAL GOVERNMENT	0.00	17,942.27	1,439,637.32	0.00
2,230,420.69	PUBLIC SAFETY	0.00	0.00	0.00	26,228.85
781,196.66	JUDICIAL	48,098.85	0.00	177,066.02	5,570.67
8,140,111.60	COMMUNITY SERVICES	202,732.30	0.00	0.00	0.00
199,932.63	CAPITAL/CONSTRUCTION	2,246.58	0.00	24,389.00	0.00
57,964.22	DEBT SERVICE	0.00	0.00	11,874.99	0.00
<u>13,022,286.35</u>	<b>TOTAL EXPENDITURES</b>	<u>253,077.73</u>	<u>17,942.27</u>	<u>1,652,967.33</u>	<u>31,799.52</u>
(3,304,659.58)	<b>EXCESS (DEFICIT) OF REVENUES OVER EXPENDITURES</b>	112,722.51	256,478.36	(214,534.99)	(25,061.02)
<b>OTHER FINANCING SOURCES (USES):</b>					
1,138,141.11	OPERATING TRANSFERS IN	0.00	0.00	0.00	0.00
(358,018.32)	OPERATING TRANSFERS OUT	0.00	0.00	0.00	0.00
81,359.28	LEASES (AS LESSEE)	0.00	0.00	0.00	0.00
(2,443,177.51)	<b>EXCESS (DEFICIT ) OF REVENUES AND OPERATING TRANSFERS OVER EXPENDITURES</b>	112,722.51	256,478.36	(214,534.99)	(25,061.02)
<b>FUND BALANCES:</b>					
<u>113,930,145.29</u>	<b>BEGINNING OF PERIOD</b>	<u>1,298,121.40</u>	<u>2,319,415.86</u>	<u>26,493,661.75</u>	<u>296,325.66</u>
<u>111,486,967.78</u>	<b>END OF PERIOD</b>	<u>\$1,410,843.91</u>	<u>\$2,575,894.22</u>	<u>\$26,279,126.76</u>	<u>\$271,264.64</u>

<u>PUBLIC HEALTH</u>	<u>CONSUMER HEALTH</u>	<u>COURT DESIGNATED FUNDS</u>	<u>DISTRICT ATTORNEY CONTRACTS</u>	<u>SHERIFF CONTRACTS</u>	<u>MISCELLANEOUS CONTRACTS</u>
\$0.00	\$0.00	\$0.00	\$0.00	\$0.00	\$500.00
337,391.36	227,028.70	702,219.49	330.00	0.00	1,566,489.31
2,467,831.75	0.00	0.00	0.00	0.00	202,345.37
425,564.16	3,499.14	31,517.86	14,793.59	49,200.00	178,015.69
361.75	0.00	0.00	172,999.10	821,502.13	430,645.66
3,231,149.02	230,527.84	733,737.35	188,122.69	870,702.13	2,377,996.03
22,776.30	0.00	96,156.69	0.00	0.00	36,147.97
0.00	0.00	0.00	0.00	990,142.82	1,214,049.02
0.00	0.00	105,439.00	241,606.50	0.00	203,415.62
4,228,754.35	248,233.61	0.00	0.00	0.00	3,460,391.34
82,907.28	0.00	5,885.00	8,580.54	14,220.82	61,703.41
28,976.76	0.00	0.00	0.00	17,112.47	0.00
4,363,414.69	248,233.61	207,480.69	250,187.04	1,021,476.11	4,975,707.36
(1,132,265.67)	(17,705.77)	526,256.66	(62,064.35)	(150,773.98)	(2,597,711.33)
0.00	0.00	0.00	0.00	0.00	1,138,141.11
0.00	0.00	(358,018.32)	0.00	0.00	0.00
81,359.28	0.00	0.00	0.00	0.00	0.00
(1,050,906.39)	(17,705.77)	168,238.34	(62,064.35)	(150,773.98)	(1,459,570.22)
50,043,247.42	365,504.46	3,383,609.99	1,678,062.73	6,079,914.44	21,972,281.58
<u>\$48,992,341.03</u>	<u>\$347,798.69</u>	<u>\$3,551,848.33</u>	<u>\$1,615,998.38</u>	<u>\$5,929,140.46</u>	<u>\$20,512,711.36</u>



**TARRANT COUNTY, TEXAS  
RECORDS PRESERVATION FUNDS  
FUND DESCRIPTION**

**FUND 21100 - RECORDS PRESERVATION & AUTOMATION FUND - FILINGS**

This fund was established, pursuant to State statutes, to account for the collection and expenditure of monies collected from filing fees to allow for the preservation and automation of County records. The County Clerk has discretion over the use of this fund.

**FUND 21200 - RECORDS PRESERVATION & AUTOMATION FUND - CONVICTIONS**

This fund was established, pursuant to State statutes, to account for the collection and expenditure of monies collected in court for the preservation and automation of County records.

**FUND 21300 - RECORDS PRESERVATION & RESTORATION FUND**

This fund was established, pursuant to State statutes, to account for the collection and expenditure of monies collected from filing fees for the preservation and restoration of County records.

**FUND 21400 - COURT RECORD PRESERVATION FUND**

This fund was established, pursuant to State statutes, to account for the collection and expenditure of monies collected from filing fees for the preservation and restoration of County records.

**FUND 21500 – DISTRICT COURT RECORDS TECHNOLOGY (ARCHIVE) FUND**

This fund was established, pursuant to State statutes, to account for the collection and expenditure of monies collected from filing fees for the preservation and restoration of district court records archives.

**FUND 21600 – DISTRICT CLERK RECORDS MANAGEMENT AND PRESERVATION FUND**

This fund was established, pursuant to State statutes, to account for the collection and expenditure of monies collected from filing fees for the records management and preservation services by the court clerk.

**TARRANT COUNTY, TEXAS**  
**COMBINING BALANCE SHEET**  
**RECORD PRESERVATION**  
**AS OF 12/31/2022**

<u>COMBINED TOTAL</u>		<u>RECORDS PRESERVATION &amp; AUTOMATION -FILINGS</u>	<u>RECORDS PRESERVATION &amp; AUTOMATION -CONVICTIONS</u>	<u>RECORDS PRESERVATION &amp; RESTORATION</u>
<b>ASSETS</b>				
\$27,200,331.46	CASH AND INVESTMENTS	\$10,787,714.83	\$52,056.71	\$14,340,876.31
<u>5,914.29</u>	PREPAID EXPENSES AND INVENTORY	<u>0.00</u>	<u>0.00</u>	<u>5,914.29</u>
<u>\$27,206,245.75</u>	TOTAL ASSETS	<u>\$10,787,714.83</u>	<u>\$52,056.71</u>	<u>\$14,346,790.60</u>
<b>LIABILITIES AND FUND BALANCES</b>				
<b>LIABILITIES:</b>				
\$890,633.39	ACCOUNTS PAYABLE	\$18,531.29	\$1,621.96	\$858,705.86
36,485.60	OTHER LIABILITIES	19,414.80	0.00	6,408.63
<u>0.00</u>	DUE TO OTHER FUNDS	<u>0.00</u>	<u>0.00</u>	<u>0.00</u>
927,118.99	TOTAL LIABILITIES	37,946.09	1,621.96	865,114.49
<b>FUND BALANCES:</b>				
<u>26,279,126.76</u>	FUND BALANCES	<u>10,749,768.74</u>	<u>50,434.75</u>	<u>13,481,676.11</u>
<u>\$27,206,245.75</u>	TOTAL LIABILITIES AND FUND BALANCES	<u>\$10,787,714.83</u>	<u>\$52,056.71</u>	<u>\$14,346,790.60</u>


<u>COURT RECORD PRESERVATION</u>	<u>DISTRICT COURT RECORDS TECHNOLOGY (ARCHIVE)</u>	<u>DISTRICT CLERK RECORDS MANAGEMENT &amp; PRESERVATION</u>
\$980,455.08	\$103,310.71	\$935,917.82
<u>0.00</u>	<u>0.00</u>	<u>0.00</u>
<u>\$980,455.08</u>	<u>\$103,310.71</u>	<u>\$935,917.82</u>
\$0.00	\$0.00	\$11,774.28
6,181.97	0.00	4,480.20
<u>0.00</u>	<u>0.00</u>	<u>0.00</u>
6,181.97	0.00	16,254.48
<u>974,273.11</u>	<u>103,310.71</u>	<u>919,663.34</u>
<u>\$980,455.08</u>	<u>\$103,310.71</u>	<u>\$935,917.82</u>



**TARRANT COUNTY, TEXAS**  
**COMBINING STATEMENT OF REVENUES AND EXPENDITURES**  
**AND CHANGES IN FUND BALANCE**  
**RECORDS PRESERVATION**  
**FOR THE THREE (3) MONTHS ENDED 12/31/2022**

<u>COMBINED TOTAL</u>		<u>RECORDS PRESERVATION &amp; AUTOMATION -FILINGS</u>	<u>RECORDS PRESERVATION &amp; AUTOMATION -CONVICTIONS</u>	<u>RECORDS PRESERVATION RESTORATION</u>
	<b>REVENUES:</b>			
\$1,197,678.32	FEES OF OFFICE	\$578,053.06	\$7,785.08	\$384,148.00
240,716.20	INVESTMENT INCOME	95,830.39	207.85	126,812.47
<u>37.82</u>	MISCELLANEOUS	<u>32.30</u>	<u>0.00</u>	<u>5.52</u>
1,438,432.34	TOTAL REVENUES	673,915.75	7,992.93	510,965.99
	<b>EXPENDITURES:</b>			
	CURRENT:			
1,439,637.32	GENERAL GOVERNMENT	474,517.47	0.00	965,119.85
177,066.02	JUDICIAL	294.00	0.00	0.00
24,389.00	CAPITAL/CONSTRUCTION	24,389.00	0.00	0.00
<u>11,874.99</u>	DEBT SERVICE	<u>0.00</u>	<u>0.00</u>	<u>11,874.99</u>
1,652,967.33	TOTAL EXPENDITURES	499,200.47	0.00	976,994.84
(214,534.99)	EXCESS (DEFICIT) OF REVENUES OVER EXPENDITURES	174,715.28	7,992.93	(466,028.85)
	<b>FUND BALANCES:</b>			
<u>26,493,661.75</u>	BEGINNING OF PERIOD	<u>10,575,053.46</u>	<u>42,441.82</u>	<u>13,947,704.96</u>
<u>\$26,279,126.76</u>	END OF PERIOD	<u>\$10,749,768.74</u>	<u>\$50,434.75</u>	<u>\$13,481,676.11</u>

<u>COURT RECORD PRESERVATION</u>	<u>DISTRICT COURT RECORDS TECHNOLOGY (ARCHIVE)</u>	<u>DISTRICT CLERK RECORDS MANAGEMENT &amp; PRESERVATION</u>
\$7,505.50	\$7,746.90	\$212,439.78
9,175.77	887.17	7,802.55
0.00	0.00	0.00
16,681.27	8,634.07	220,242.33
0.00	0.00	0.00
93,096.44	0.00	83,675.58
0.00	0.00	0.00
0.00	0.00	0.00
93,096.44	0.00	83,675.58
(76,415.17)	8,634.07	136,566.75
1,050,688.28	94,676.64	783,096.59
<u>\$974,273.11</u>	<u>\$103,310.71</u>	<u>\$919,663.34</u>



**TARRANT COUNTY, TEXAS  
COURT DESIGNATED FUNDS  
FUND DESCRIPTION**

**FUND 22100 - COURTHOUSE SECURITY FUND**

This fund was established, pursuant to State statutes, to account for the collection of Courthouse security fees assessed in court cases. Revenue is subsequently transferred to the general fund where expenditures for Courthouse security are recorded.

**FUND 22400 – JUVENILE DELINQUENCY PREVENTION FUND**

This fund was established, pursuant to State statutes, to account for the collection of a fee related to graffiti court cases. The revenues in this fund are to be used to repair damages, provide educational and intervention programs, and provide rewards to the public for aiding in the apprehension and prosecution of offenders who commit graffiti offenses.

**FUND 22500 - ALTERNATIVE DISPUTE RESOLUTION SYSTEM (ADRS)**

This fund was established, pursuant to State statutes, to account for an alternative dispute resolution system for the peaceable and expeditious resolution of citizen disputes.

**FUND 22600 – PROBATE CONTRIBUTIONS FUND**

This fund was established, pursuant to State statutes, to account for the collection of a fee under Section 51.704. The revenues in this fund are to be used for court-related purposes for the support of the statutory probate courts.

**FUND 24300 - APPELLATE JUDICIAL SYSTEM FUND**

This fund was established, pursuant to State statutes, to account for the collection and expenditure of monies collected in civil cases to provide for a portion of the operational costs of the Court of Appeals.

**FUND 22700 – JUSTICE COURT TECHNOLOGY FUND**

This fund was established, pursuant to State statutes, to account for the collection and expenditure of monies to provide for technology in the justice of the peace courts.

**FUND 22800 – JUSTICE COURT BUILDING SECURITY FUND**

This fund was established, pursuant to State statutes, to account for the collection and expenditure of monies to provide for security in the justice court buildings.

**FUND 22900 – CHILD ABUSE PREVENTION FUND**

This fund was established, pursuant to State statutes, to account for the collection and expenditure of monies to provide for child abuse prevention programs.

**FUND 23000 – FAMILY PROTECTION FUND**

This fund was established, pursuant to State statutes, to account for the collection and expenditure of monies to provide for family protection services.

**FUND 23100 – GUARDIANSHIP FUND**

This fund was established, pursuant to State statutes, to account for the collection and expenditure of monies to provide compensation of a guardian ad litem, an attorney ad litem, and/or fund local guardianship programs for indigent incapacitated persons.

**FUND 23200 – DRUG AND ALCOHOL COURT FUND**

This fund was established, pursuant to State statutes, to account for the collection and expenditure of monies to provide for drug and alcohol court program.

**FUND 23300 – COUNTY AND DISTRICT COURT TECHNOLOGY FUND**

This fund was established, pursuant to State statutes, to account for the collection and expenditure of monies to provide for county and district court technology.

**TARRANT COUNTY, TEXAS  
COURT DESIGNATED FUNDS  
FUND DESCRIPTION**

**FUND 23400 – SPECIALTY COURT FUND**

This fund was established, pursuant to State statutes, to account for the collection and expenditure of monies to provide for eligible specialty court programs.

**FUND 23500 – TRUANCY PREVENTION AND DIVERSION FUND**

This fund was established, pursuant to State statutes, to account for the collection and expenditure of monies to provide for a juvenile case manager and implement programs to prevent or reduce juvenile referrals to the court.

**FUND 23600 – LANGUAGE ACCESS FUND**

This fund was established, pursuant to State statutes, to account for the collection and expenditure of monies to provide language access services for individuals appearing before the court or receiving court services.



**TARRANT COUNTY, TEXAS  
COMBINING BALANCE SHEET  
COURT DESIGNATED FUNDS  
AS OF 12/31/2022**

<u>COMBINED TOTAL</u>		<u>COURTHOUSE SECURITY</u>	<u>JUVENILE DELINQUENCY PREVENTION</u>	<u>ADRS</u>	<u>PROBATE CONTRIBUTION FUND</u>	<u>APPELLATE JUDICIAL SYSTEM</u>	<u>JUSTICE COURT TECHNOLOGY FUND</u>
<b>ASSETS</b>							
\$3,570,369.44	CASH AND INVESTMENTS	\$0.00	\$2,909.17	\$1,732,513.80	\$792,915.17	\$32,191.60	\$208,048.10
0.00	OTHER RECEIVABLES	0.00	0.00	0.00	0.00	0.00	0.00
<u>\$3,570,369.44</u>	<b>TOTAL ASSETS</b>	<u>\$0.00</u>	<u>\$2,909.17</u>	<u>\$1,732,513.80</u>	<u>\$792,915.17</u>	<u>\$32,191.60</u>	<u>\$208,048.10</u>
<b>LIABILITIES AND FUND BALANCES</b>							
<b>LIABILITIES:</b>							
\$5,947.49	ACCOUNTS PAYABLE	\$0.00	\$0.00	\$62.49	\$0.00	\$0.00	\$0.00
12,573.62	OTHER LIABILITIES	0.00	0.00	6,533.11	1,928.53	1,540.49	0.00
18,521.11	<b>TOTAL LIABILITIES</b>	0.00	0.00	6,595.60	1,928.53	1,540.49	0.00
<b>FUND BALANCES:</b>							
3,551,848.33	<b>FUND BALANCES</b>	0.00	2,909.17	1,725,918.20	790,986.64	30,651.11	208,048.10
<u>\$3,570,369.44</u>	<b>TOTAL LIABILITIES AND FUND BALANCES</b>	<u>\$0.00</u>	<u>\$2,909.17</u>	<u>\$1,732,513.80</u>	<u>\$792,915.17</u>	<u>\$32,191.60</u>	<u>\$208,048.10</u>


JUSTICE COURT BLDG SECURITY FUND	CHILD ABUSE PREVENTION FUND	FAMILY PROTECTION FUND	GUARDIANSHIP FUND	DRUG & ALCOHOL COURT	COUNTY AND DISTRICT COURT TECHNOLOGY FUND	SPECIALTY COURT FUND	TRUANCY PREVENTION & DIVERSION FUND	LANGUAGE ACCESS FUND
\$0.00	\$26,034.72	\$30.15	\$153,225.23	\$142,544.93	\$214,171.96	\$103,506.52	\$88,498.79	\$73,779.30
0.00	0.00	0.00	0.00	0.00	0.00	0.00	0.00	0.00
<u>\$0.00</u>	<u>\$26,034.72</u>	<u>\$30.15</u>	<u>\$153,225.23</u>	<u>\$142,544.93</u>	<u>\$214,171.96</u>	<u>\$103,506.52</u>	<u>\$88,498.79</u>	<u>\$73,779.30</u>
\$0.00	\$0.00	\$0.00	\$0.00	\$0.00	\$5,885.00	\$0.00	\$0.00	\$0.00
0.00	0.00	0.00	0.00	0.00	0.00	2,571.49	0.00	0.00
0.00	0.00	0.00	0.00	0.00	5,885.00	2,571.49	0.00	0.00
<u>0.00</u>	<u>26,034.72</u>	<u>30.15</u>	<u>153,225.23</u>	<u>142,544.93</u>	<u>208,286.96</u>	<u>100,935.03</u>	<u>88,498.79</u>	<u>73,779.30</u>
<u>\$0.00</u>	<u>\$26,034.72</u>	<u>\$30.15</u>	<u>\$153,225.23</u>	<u>\$142,544.93</u>	<u>\$214,171.96</u>	<u>\$103,506.52</u>	<u>\$88,498.79</u>	<u>\$73,779.30</u>



**TARRANT COUNTY, TEXAS**  
**COMBINING STATEMENT OF REVENUES AND EXPENDITURES**  
**AND CHANGES IN FUND BALANCE**  
**COURT DESIGNATED FUNDS**  
**FOR THE THREE (3) MONTHS ENDED 12/31/2022**

<u>COMBINED TOTAL</u>		<u>COURTHOUSE SECURITY</u>	<u>JUVENILE DELINQUENCY PREVENTION</u>	<u>ADRS</u>	<u>PROBATE CONTRIBUTION FUND</u>	<u>APPELLATE JUDICIAL SYSTEM</u>	<u>JUSTICE COURT TECHNOLOGY FUND</u>
<b>REVENUES:</b>							
\$702,219.49	FEES OF OFFICE	\$273,599.87	\$0.00	\$222,542.30	\$0.00	\$46,238.41	\$6,339.94
0.00	INTERGOVERNMENTAL	0.00	0.00	0.00	0.00	0.00	0.00
31,517.86	INVESTMENT INCOME	0.00	25.96	14,978.68	7,303.73	301.56	1,844.85
0.00	MISCELLANEOUS	0.00	0.00	0.00	0.00	0.00	0.00
<u>733,737.35</u>	<b>TOTAL REVENUES</b>	<u>273,599.87</u>	<u>25.96</u>	<u>237,520.98</u>	<u>7,303.73</u>	<u>46,539.97</u>	<u>8,184.79</u>
<b>EXPENDITURES:</b>							
<b>CURRENT:</b>							
96,156.69	GENERAL GOVERNMENT	0.00	0.00	96,156.69	0.00	0.00	0.00
105,439.00	JUDICIAL	0.00	0.00	0.00	27,734.59	38,392.02	0.00
5,885.00	CAPITAL/CONSTRUCTION	0.00	0.00	0.00	0.00	0.00	0.00
<u>207,480.69</u>	<b>TOTAL EXPENDITURES</b>	<u>0.00</u>	<u>0.00</u>	<u>96,156.69</u>	<u>27,734.59</u>	<u>38,392.02</u>	<u>0.00</u>
526,256.66	EXCESS (DEFICIT) OF REVENUES OVER EXPENDITURES	273,599.87	25.96	141,364.29	(20,430.86)	8,147.95	8,184.79
<b>OTHER FINANCING SOURCES (USES):</b>							
(358,018.32)	OPERATING TRANSFERS OUT	(273,599.87)	0.00	0.00	0.00	0.00	0.00
168,238.34	EXCESS (DEFICIT ) OF REVENUES AND OPERATING TRANSFERS OVER EXPENDITURES	0.00	25.96	141,364.29	(20,430.86)	8,147.95	8,184.79
<b>FUND BALANCES:</b>							
3,383,609.99	BEGINNING OF PERIOD	0.00	2,883.21	1,584,553.91	811,417.50	22,503.16	199,863.31
<u>\$3,551,848.33</u>	<b>END OF PERIOD</b>	<u>\$0.00</u>	<u>\$2,909.17</u>	<u>\$1,725,918.20</u>	<u>\$790,986.64</u>	<u>\$30,651.11</u>	<u>\$208,048.10</u>

JUSTICE COURT BLDG SECURITY FUND	CHILD ABUSE PREVENTION FUND	FAMILY PROTECTION FUND	GUARDIANSHIP FUND	DRUG & ALCOHOL COURT	COUNTY AND DISTRICT COURT TECHNOLOGY FUND	SPECIALTY COURT FUND	TRUANCY PREVENTION & DIVERSION FUND	LANGUAGE ACCESS FUND
\$1,918.45	\$2,332.32	\$30.00	\$28,633.39	\$2,234.10	\$6,455.20	\$30,705.57	\$7,410.64	\$73,779.30
0.00	0.00	0.00	0.00	0.00	0.00	0.00	0.00	0.00
0.00	821.06	0.15	1,242.38	1,360.80	1,884.32	993.61	760.76	0.00
0.00	0.00	0.00	0.00	0.00	0.00	0.00	0.00	0.00
1,918.45	3,153.38	30.15	29,875.77	3,594.90	8,339.52	31,699.18	8,171.40	73,779.30
0.00	0.00	0.00	0.00	0.00	0.00	0.00	0.00	0.00
0.00	0.00	0.00	0.00	0.00	0.00	39,312.39	0.00	0.00
0.00	0.00	0.00	0.00	0.00	5,885.00	0.00	0.00	0.00
0.00	0.00	0.00	0.00	0.00	5,885.00	39,312.39	0.00	0.00
1,918.45	3,153.38	30.15	29,875.77	3,594.90	2,454.52	(7,613.21)	8,171.40	73,779.30
(1,918.45)	(82,500.00)	0.00	0.00	0.00	0.00	0.00	0.00	0.00
0.00	(79,346.62)	30.15	29,875.77	3,594.90	2,454.52	(7,613.21)	8,171.40	73,779.30
0.00	105,381.34	0.00	123,349.46	138,950.03	205,832.44	108,548.24	80,327.39	0.00
\$0.00	\$26,034.72	\$30.15	\$153,225.23	\$142,544.93	\$208,286.96	\$100,935.03	\$88,498.79	\$73,779.30



**TARRANT COUNTY, TEXAS  
ENTERPRISE FUNDS  
FUND DESCRIPTIONS**

**FUND 51100 – RESOURCE CONNECTION**

This fund was established to account for activities of the Resource Connection.

**FUND 51200 – OIL & GAS ROYALTY FUND**


This fund was established to account for proceeds from the lease of County mineral rights on the Resource Connection campus.

**TARRANT COUNTY, TEXAS**  
**STATEMENT OF NET POSITION**  
**ENTERPRISE FUNDS**  
**AS OF 12/31/2022**

COMBINED TOTAL		RESOURCE CONNECTION	OIL & GAS ROYALTY
<b>ASSETS</b>			
\$4,655,683.15	CASH AND INVESTMENTS	\$2,885,245.15	\$1,770,438.00
3,494,598.07	OTHER RECEIVABLES (NET)	3,494,598.07	0.00
7,075.00	PREPAID EXPENSES & INVENTORY	7,075.00	0.00
<u>3,576,618.52</u>	FIXED ASSETS (NET)	<u>3,090,044.60</u>	<u>486,573.92</u>
<u>11,733,974.74</u>	TOTAL ASSETS	<u>9,476,962.82</u>	<u>2,257,011.92</u>
<b>DEFERRED OUTFLOWS OF RESOURCES</b>			
110,089.00	PENSION CONTRIBUTIONS AFTER MEASUREMENT DATE	110,089.00	0.00
5,462.00	DIFFERENCE IN EXPECTED & ACTUAL PENSION EXPERIENCE	5,462.00	0.00
175,908.00	CHANGES IN PENSION ASSUMPTIONS	175,908.00	0.00
1,280.00	DIFFERENCE IN EXPECTED & ACTUAL OPEB EXPERIENCE	1,280.00	0.00
83,322.00	CHANGES IN OPEB ASSUMPTIONS	83,322.00	0.00
<u>25,625.00</u>	OPEB CONTRIBUTIONS AFTER MEASUREMENT DATE	<u>25,625.00</u>	<u>0.00</u>
<u>401,686.00</u>	TOTAL DEFERRED OUTFLOWS OF RESOURCES	<u>401,686.00</u>	<u>0.00</u>
<b>LIABILITIES</b>			
97,451.99	ACCOUNTS PAYABLE	97,451.99	0.00
20,403.18	OTHER LIABILITIES	20,403.18	0.00
381,576.89	ADVANCE FROM CAPITAL PROJECTS FUND	381,576.89	0.00
25,013.34	UNEARNED REVENUE	25,013.34	0.00
69,472.00	NET PENSION LIABILITY	69,472.00	0.00
692,349.00	OTHER POST EMPLOYMENT BENEFIT LIABILITY	692,349.00	0.00
<u>117,329.13</u>	COMPENSATED ABSENCES	<u>117,329.13</u>	<u>0.00</u>
<u>1,403,595.53</u>	TOTAL LIABILITIES	<u>1,403,595.53</u>	<u>0.00</u>
<b>DEFERRED INFLOWS OF RESOURCES</b>			
14,257.00	DIFFERENCE IN EXPECTED & ACTUAL PENSION EXPERIENCE	14,257.00	0.00
583,380.00	DIFFERENCE IN PROJECTED & ACTUAL PENSION EARNINGS	583,380.00	0.00
14,112.00	CHANGES IN PENSION ASSUMPTIONS	14,112.00	0.00
96,257.00	DIFFERENCE IN EXPECTED & ACTUAL OPEB EXPERIENCE	96,257.00	0.00
68,462.00	CHANGES IN OPEB ASSUMPTIONS	68,462.00	0.00
<u>3,535,280.30</u>	DEFERRED LEASE INFLOW	<u>3,535,280.30</u>	<u>0.00</u>
<u>4,311,748.30</u>	TOTAL DEFERRED INFLOWS OF RESOURCES	<u>4,311,748.30</u>	<u>0.00</u>
<b>NET POSITION</b>			
<u>6,420,316.91</u>	NET POSITION	<u>4,163,304.99</u>	<u>2,257,011.92</u>
<u>\$6,420,316.91</u>	TOTAL NET POSITION	<u>\$4,163,304.99</u>	<u>\$2,257,011.92</u>

**TARRANT COUNTY, TEXAS**  
**COMBINING STATEMENT OF REVENUES, EXPENSES**  
**AND CHANGES IN FUND NET POSITION**  
**ENTERPRISE FUNDS**  
**FOR THE THREE (3) MONTHS ENDED 12/31/2022**

<u>COMBINED TOTAL</u>		<u>RESOURCE CONNECTION</u>	<u>OIL &amp; GAS ROYALTY</u>
	<b>OPERATING REVENUES:</b>		
\$812,643.17	BUILDING RENTALS	\$812,643.17	\$0.00
<u>64,275.55</u>	OTHER REVENUES	<u>276.00</u>	<u>63,999.55</u>
876,918.72	TOTAL OPERATING REVENUES	812,919.17	63,999.55
	<b>OPERATING EXPENSES:</b>		
303,207.58	PERSONNEL	303,207.58	0.00
282,030.85	BUILDING AND EQUIPMENT	282,030.85	0.00
75,114.37	DEPRECIATION AND AMORTIZATION	57,594.12	17,520.25
48,374.00	INSURANCE PREMIUMS	48,374.00	0.00
<u>20,542.03</u>	OTHER EXPENSES	<u>20,542.03</u>	<u>0.00</u>
<u>729,268.83</u>	TOTAL OPERATING EXPENSES	<u>711,748.58</u>	<u>17,520.25</u>
147,649.89	OPERATING INCOME (LOSS)	101,170.59	46,479.30
	<b>NON-OPERATING REVENUE (EXPENSE):</b>		
<u>47,831.83</u>	INTEREST INCOME	<u>32,474.53</u>	<u>15,357.30</u>
195,481.72	NET INCOME (LOSS) BEFORE TRANSFERS	133,645.12	61,836.60
	<b>OPERATING TRANSFERS:</b>		
0.00	OPERATING TRANSFERS IN	0.00	0.00
<u>0.00</u>	OPERATING TRANSFERS OUT	<u>0.00</u>	<u>0.00</u>
195,481.72	NET INCOME (LOSS)	133,645.12	61,836.60
	<b>NET POSITION:</b>		
<u>6,224,835.19</u>	BEGINNING OF PERIOD	<u>4,029,659.87</u>	<u>2,195,175.32</u>
<u><u>\$6,420,316.91</u></u>	END OF PERIOD	<u><u>\$4,163,304.99</u></u>	<u><u>\$2,257,011.92</u></u>



**TARRANT COUNTY, TEXAS  
INTERNAL SERVICE FUNDS  
FUND DESCRIPTIONS**

**FUND 61500 - SELF INSURANCE FUND**

This fund was established to account for expenditures of bond proceeds received in fiscal year 1998 for the county self insured general liability claims.

**FUND 61900 - WORKERS COMPENSATION**

This fund was established to account for workers compensation claims. Prior to the establishment of fund 615, this fund was used for general liability and automobile/property damage claims.

**FUND 62100 - COUNTY CLERK PROFESSIONAL LIABILITY FUND**

This fund was established to account for the County Clerk's errors and omissions self insurance.

**FUND 62200 - DISTRICT CLERK PROFESSIONAL LIABILITY FUND**

This fund was established to account for the District Clerk's errors and omissions self insurance.

**FUND 65100 - EMPLOYEE BENEFITS FUND**

This fund was established to account for Tarrant County employee benefits.



**TARRANT COUNTY, TEXAS**  
**STATEMENT OF NET POSITION**  
**INTERNAL SERVICE FUNDS**  
**AS OF 12/31/2022**


<u>COMBINED TOTAL</u>		<u>SELF INSURANCE</u>	<u>WORKERS COMPENSATION</u>	<u>COUNTY CLERK PROFESSIONAL LIABILITY</u>
<b>ASSETS</b>				
\$58,054,301.25	CASH AND INVESTMENTS	\$12,256,737.33	\$5,106,337.09	\$728,553.80
1,715,144.80	OTHER RECEIVABLES	3,630.26	0.00	0.00
386,000.00	PREPAID EXPENSES AND INVENTORY	0.00	140,000.00	0.00
<u>60,155,446.05</u>	TOTAL ASSETS	<u>12,260,367.59</u>	<u>5,246,337.09</u>	<u>728,553.80</u>
<b>LIABILITIES</b>				
572,701.00	ACCOUNTS PAYABLE	28,573.09	222.50	0.00
20,947,784.68	OTHER LIABILITIES	2,150,400.00	14,281,050.00	0.00
110,606.72	UNEARNED REVENUE	0.00	0.00	0.00
<u>21,631,092.40</u>	TOTAL LIABILITIES	<u>2,178,973.09</u>	<u>14,281,272.50</u>	<u>0.00</u>
<b>NET POSITION</b>				
<u>38,524,353.65</u>	NET POSITION	<u>10,081,394.50</u>	<u>(9,034,935.41)</u>	<u>728,553.80</u>
<u><u>\$38,524,353.65</u></u>	TOTAL NET POSITION	<u><u>\$10,081,394.50</u></u>	<u><u>(\$9,034,935.41)</u></u>	<u><u>\$728,553.80</u></u>

<b>DISTRICT CLERK PROFESSIONAL LIABILITY</b>	<b>EMPLOYEE BENEFITS</b>
\$568,055.69	\$39,394,617.34
0.00	1,711,514.54
0.00	246,000.00
<u>568,055.69</u>	<u>41,352,131.88</u>
0.00	543,905.41
0.00	4,516,334.68
0.00	110,606.72
<u>0.00</u>	<u>5,170,846.81</u>
<u>568,055.69</u>	<u>36,181,285.07</u>
<u><u>\$568,055.69</u></u>	<u><u>\$36,181,285.07</u></u>

**TARRANT COUNTY, TEXAS**  
**COMBINING STATEMENT OF REVENUES, EXPENSES**  
**AND CHANGES IN FUND NET POSITION**  
**INTERNAL SERVICE FUNDS**  
**FOR THE THREE (3) MONTHS ENDED 12/31/2022**

<u>COMBINED TOTAL</u>		<u>SELF INSURANCE</u>	<u>WORKERS COMPENSATION</u>	<u>COUNTY CLERK PROFESSIONAL LIABILITY</u>
	<b>OPERATING REVENUES:</b>			
\$6,078,421.14	USER FEES	\$0.00	\$0.00	\$5.00
14,653,092.37	COUNTY CONTRIBUTIONS	0.00	833,546.00	0.00
<u>357,523.51</u>	OTHER REVENUES	<u>858.91</u>	<u>0.00</u>	<u>0.00</u>
21,089,037.02	TOTAL OPERATING REVENUES	858.91	833,546.00	5.00
	<b>OPERATING EXPENSES:</b>			
698.08	BUILDING AND EQUIPMENT	0.00	0.00	0.00
20,849,157.36	SELF INSURANCE CLAIMS	532,264.59	839,518.68	0.00
1,734,225.53	INSURANCE PREMIUMS	0.00	0.00	0.00
1,089,758.01	ADMINISTRATION	0.00	0.00	0.00
<u>376,514.74</u>	OTHER EXPENSES	<u>19,728.64</u>	<u>22,958.65</u>	<u>0.00</u>
<u>24,050,353.72</u>	TOTAL OPERATING EXPENSES	<u>551,993.23</u>	<u>862,477.33</u>	<u>0.00</u>
(2,961,316.70)	OPERATING INCOME (LOSS)	(551,134.32)	(28,931.33)	5.00
	<b>NON-OPERATING REVENUE (EXPENSE):</b>			
<u>512,790.75</u>	INTEREST INCOME	<u>98,096.72</u>	<u>44,354.94</u>	<u>6,502.60</u>
(2,448,525.95)	NET INCOME (LOSS) BEFORE TRANSFERS	(453,037.60)	15,423.61	6,507.60
	<b>OPERATING TRANSFERS:</b>			
10,000,000.00	OPERATING TRANSFERS IN	10,000,000.00	0.00	0.00
<u>0.00</u>	OPERATING TRANSFERS OUT	<u>0.00</u>	<u>0.00</u>	<u>0.00</u>
7,551,474.05	NET INCOME (LOSS)	9,546,962.40	15,423.61	6,507.60
	<b>NET POSITION:</b>			
<u>30,972,879.60</u>	BEGINNING OF PERIOD	<u>534,432.10</u>	<u>(9,050,359.02)</u>	<u>722,046.20</u>
<u>\$38,524,353.65</u>	END OF PERIOD	<u>\$10,081,394.50</u>	<u>(\$9,034,935.41)</u>	<u>\$728,553.80</u>

<u>DISTRICT CLERK PROFESSIONAL LIABILITY</u>	<u>EMPLOYEE BENEFITS</u>
\$10.00	\$6,078,406.14
0.00	13,819,546.37
0.00	356,664.60
10.00	20,254,617.11
0.00	698.08
0.00	19,477,374.09
0.00	1,734,225.53
0.00	1,089,758.01
0.00	333,827.45
0.00	22,635,883.16
10.00	(2,381,266.05)
5,070.06	358,766.43
5,080.06	(2,022,499.62)
0.00	0.00
0.00	0.00
5,080.06	(2,022,499.62)
562,975.63	38,203,784.69
<u>\$568,055.69</u>	<u>\$36,181,285.07</u>



**TARRANT COUNTY**  
**BUDGETARY INFORMATION**



**TARRANT COUNTY, TEXAS**  
**SUMMARY BUDGET VERSUS ACTUAL (BUDGET BASIS) REVENUE AND EXPENDITURES**  
**TAX SUPPORTED FUNDS**  
**FOR THE THREE (3) MONTHS ENDED 12/31/2022**

	CURRENT MONTH ACTUAL	YTD ACTUAL	BUDGET	PERCENT	LAST YEAR PERCENT
<b><u>GENERAL FUND</u></b>					
REVENUES:					
Taxes	\$205,467,041	\$248,834,117	\$505,760,379	49.20%	53.57%
Licenses	99,990	312,648	1,300,000	24.05%	26.27%
Fees of Office	2,706,999	8,512,078	69,802,751	12.19%	15.67%
Intergovernmental	3,569,691	6,724,447	28,159,038	23.88%	16.17%
Investment Income	1,740,455	4,771,700	9,101,900	52.43%	59.64%
Other Revenues	781,280	1,906,523	9,065,290	21.03%	30.54%
Transfers	85,318	275,518	928,000	29.69%	27.25%
Contingent			5,000,000		
Cash Carryforward		203,509,485	186,326,912		
	<u>\$214,450,774</u>	<u>\$474,846,516</u>	<u>\$815,444,270</u>	<u>58.23%</u>	<u>63.50%</u>
EXPENDITURES:					
Personnel	\$33,975,743	\$100,150,003	\$423,214,331	23.66%	23.78%
Other	10,733,052	70,561,064	159,044,495	44.37%	35.42%
Transfers	9,607,307	39,229,679	127,266,150	30.82%	26.25%
Grant Match and Subsidy	100,063	941,972	5,107,932	18.44%	6.43%
Undesignated			15,820,035		
Contingent			5,000,000		
Reserves			79,991,327		
	<u>\$54,416,165</u>	<u>\$210,882,717</u>	<u>\$815,444,270</u>	<u>25.86%</u>	<u>22.57%</u>
<b><u>ROAD &amp; BRIDGE FUND</u></b>					
REVENUES:					
Taxes	\$1	\$1	\$0	OVER 100%	OVER 100%
Fees of Office	1,396,470	4,207,340	18,320,000	22.97%	22.43%
Intergovernmental	0	36,804	56,000	65.72%	82.95%
Investment Income	48,168	130,285	280,000	46.53%	40.80%
Other Revenues	1,195	41,400	212,000	19.53%	69.62%
Transfers	1,255,036	3,765,107	15,060,427	25.00%	25.00%
Cash Carryforward		12,167,246	10,615,856		
	<u>\$2,700,869</u>	<u>\$20,348,182</u>	<u>\$44,544,283</u>	<u>45.68%</u>	<u>53.66%</u>
EXPENDITURES:					
Personnel	\$1,752,345	\$5,249,046	\$23,811,911	22.04%	22.87%
Other	299,090	7,249,261	20,036,041	36.18%	18.08%
Grant Match and Subsidy	0	34,019	356,100	9.55%	0.00%
Undesignated			340,231		
	<u>\$2,051,436</u>	<u>\$12,532,326</u>	<u>\$44,544,283</u>	<u>28.13%</u>	<u>20.61%</u>
<b><u>DEBT SERVICE FUND</u></b>					
REVENUES:					
Taxes	\$16,933,934	\$20,519,723	\$42,705,537	48.05%	52.47%
Investment Income	26,695	42,294	330,354	12.80%	9.97%
Cash Carryforward		1,754,793	1,678,237		
	<u>\$16,960,629</u>	<u>\$22,316,810</u>	<u>\$44,714,128</u>	<u>49.91%</u>	<u>54.86%</u>
EXPENDITURES:					
Principal	\$0	\$0	\$28,240,000	0.00%	0.00%
Interest	0	0	14,964,128	0.00%	0.00%
Other Expenditures	0	1,250	10,000	12.50%	12.50%
Reserves			1,500,000		
	<u>\$0</u>	<u>\$1,250</u>	<u>\$44,714,128</u>	<u>0.00%</u>	<u>0.00%</u>



**TARRANT COUNTY, TEXAS**  
**GENERAL FUND FEES OF OFFICE ANALYSIS**  
**FOR THE THREE (3) MONTHS ENDED 12/31/2022**  
**(BUDGET BASIS)**

<u>FEE OFFICE</u>	<u>ACTUAL REVENUE</u>	<u>ANNUAL BUDGET</u>	<u>PERCENT COLLECTED</u>	<u>LAST YEAR PERCENT</u>
Tax Assessor/Collector	\$1,685,266	\$42,736,351	3.94%	5.17%
County Clerk	2,743,970	11,661,700	23.53%	34.33%
Sheriff	95,678	470,500	20.34%	22.76%
Constable 1	194,421	650,000	29.91%	30.35%
Constable 2	299,729	925,000	32.40%	39.76%
Constable 3	149,177	500,000	29.84%	32.95%
Constable 4	61,034	400,000	15.26%	27.09%
Constable 5	196,956	510,000	38.62%	34.78%
Constable 6	148,043	400,000	37.01%	31.82%
Constable 7	245,440	650,000	37.76%	36.94%
Constable 8	253,642	820,000	30.93%	35.22%
District Clerk	1,052,566	4,380,000	24.03%	24.05%
Domestic Relations	250,392	1,118,700	22.38%	27.81%
District Attorney	22,275	100,000	22.27%	32.04%
Justice of Peace 1	44,921	180,000	24.96%	25.78%
Justice of Peace 2	84,464	260,000	32.49%	32.20%
Justice of Peace 3	35,332	125,000	28.27%	24.09%
Justice of Peace 4	40,603	140,000	29.00%	25.24%
Justice of Peace 5	55,829	165,000	33.84%	33.07%
Justice of Peace 6	45,675	202,000	22.61%	29.42%
Justice of Peace 7	76,282	250,000	30.51%	25.80%
Justice of Peace 8	57,131	200,000	28.57%	30.10%
County Courts	5,675	23,000	24.67%	27.26%
Elections	254	1,500	16.93%	18.20%
Medical Examiner	556,985	2,585,000	21.55%	26.95%
Other	110,336	349,000	31.61%	26.27%
<b>TOTAL</b>	<b><u>\$8,512,078</u></b>	<b><u>\$69,802,751</u></b>	<b>12.19%</b>	<b>15.67%</b>
<b>RATABLE COLLECTION PERCENTAGE</b>			<b><u>25.00%</u></b>	

**TARRANT COUNTY, TEXAS**  
**BUDGET REPORT**  
**FOR THE THREE (3) MONTHS ENDED 12/31/2022**

	CURRENT MONTH EXPENDITURES	ENCUMBRANCES AND COMMITMENTS	TOTAL EXPENDITURES ENCUMBRANCES & COMMITMENTS	TOTAL BUDGET	UNEXPENDED BUDGET	% BUDGET USED
<b>GENERAL FUND</b>						
County Judge	75,855.55	-	241,247.27	1,070,944.00	829,696.73	22.53%
County Administrator	261,534.62	12,075.01	738,582.27	3,538,145.00	2,799,562.73	20.87%
Non-Departmental	11,459,158.63	2,993,946.52	45,940,214.81	145,489,268.00	99,549,053.19	31.58%
Auditor	678,362.15	8,600.16	1,988,432.05	8,477,649.00	6,489,216.95	23.45%
Budget/Risk Management	93,209.54	1,382.28	324,981.40	1,565,789.00	1,240,807.60	20.76%
Tax Assessor / Collector	1,368,022.41	986,278.60	5,182,032.67	18,141,795.00	12,959,762.33	28.56%
Elections Administration	455,974.14	48,876.64	3,334,126.06	10,832,207.00	7,498,080.94	30.78%
Information Technology	4,101,371.76	5,625,379.63	16,132,769.27	54,088,131.00	37,955,361.73	29.83%
Human Resources	258,567.08	29,570.96	838,538.52	4,293,274.00	3,454,735.48	19.53%
Purchasing	219,624.94	3,694.58	692,617.60	2,855,872.00	2,163,254.40	24.25%
Facilities	467,126.50	717,641.87	2,082,478.22	6,486,495.00	4,404,016.78	32.10%
Sheriff	4,914,452.95	501,130.23	14,555,913.37	58,371,978.00	43,816,064.63	24.94%
Sheriff - Confinement	8,423,756.82	12,193,918.92	37,411,463.28	107,551,896.00	70,140,432.72	34.78%
Constable Precinct 1	116,536.38	633.45	356,675.17	1,540,112.00	1,183,436.83	23.16%
Constable Precinct 2	120,624.05	1,578.61	363,427.71	1,437,523.00	1,074,095.29	25.28%
Constable Precinct 3	142,157.32	10,272.87	433,549.00	1,749,623.00	1,316,074.00	24.78%
Constable Precinct 4	98,198.84	832.50	290,233.50	1,240,512.00	950,278.50	23.40%
Constable Precinct 5	91,910.25	2,987.10	273,720.01	1,113,876.00	840,155.99	24.57%
Constable Precinct 6	87,730.25	202.23	260,866.84	1,093,454.00	832,587.16	23.86%
Constable Precinct 7	130,505.00	4,183.64	394,055.06	1,597,562.00	1,203,506.94	24.67%
Constable Precinct 8	120,363.67	2,955.16	346,813.24	1,473,931.00	1,127,117.76	23.53%
Medical Examiner	1,094,784.41	433,662.17	3,965,095.31	16,043,629.00	12,078,533.69	24.71%
Fire Marshal	40,458.48	-	118,026.95	481,009.00	362,982.05	24.54%
Community Supervision	243,460.68	-	1,138,141.11	4,503,000.00	3,364,858.89	25.28%
Juvenile Services	1,851,391.76	1,361,895.62	6,627,992.99	26,229,222.00	19,601,229.01	25.27%
Buildings	2,248,823.10	5,897,006.21	11,056,871.74	28,356,496.00	17,299,624.26	38.99%
17TH District Court	27,481.49	269.05	83,169.45	332,576.00	249,406.55	25.01%
48TH District Court	27,183.78	107.16	82,736.26	331,304.00	248,567.74	24.97%
67TH District Court	27,278.40	-	79,752.43	327,211.00	247,458.57	24.37%
96TH District Court	26,599.39	10.65	79,215.48	328,884.00	249,668.52	24.09%
141ST District Court	27,075.67	-	79,174.58	325,320.00	246,145.42	24.34%
153RD District Court	27,958.16	-	82,653.32	340,776.00	258,122.68	24.25%
236TH District Court	27,139.09	-	80,240.72	333,171.00	252,930.28	24.08%
342ND District Court	27,955.23	1,220.00	80,993.90	328,742.00	247,748.10	24.64%
348TH District Court	27,027.46	-	80,240.43	328,617.00	248,376.57	24.42%
352ND District Court	26,901.08	-	80,824.22	326,398.00	245,573.78	24.76%
Criminal District Court 1	164,405.26	298.00	517,614.76	2,477,563.00	1,959,948.24	20.89%
Criminal District Court 2	176,227.66	40.80	456,811.61	2,099,330.00	1,642,518.39	21.76%
Criminal District Court 3	159,246.25	5.88	429,414.54	2,075,539.00	1,646,124.46	20.69%
Criminal District Court 4	136,719.18	581.34	389,461.33	2,000,119.00	1,610,657.67	19.47%
213TH District Court	356,543.17	215.91	607,027.49	2,483,391.00	1,876,363.51	24.44%
297TH District Court	213,979.06	4.60	544,804.96	2,055,266.00	1,510,461.04	26.51%
371ST District Court	159,805.69	418.71	565,960.48	2,465,622.00	1,899,661.52	22.95%
372ND District Court	149,235.80	-	475,822.89	2,162,696.00	1,686,873.11	22.00%
396TH District Court	236,546.66	-	613,197.31	2,719,969.00	2,106,771.69	22.54%
432ND District Court	211,422.89	-	556,168.07	2,468,685.00	1,912,516.93	22.53%
485TH District Court	180,667.72	196.14	341,675.51	2,541,279.00	2,199,603.49	13.45%
Magistrate Court	295,670.86	56,269.65	791,198.08	2,700,289.00	1,909,090.92	29.30%
231ST District Court	68,197.14	145.44	347,967.78	1,131,987.00	784,019.22	30.74%
233RD District Court	122,439.72	8.28	438,133.87	1,946,273.00	1,508,139.13	22.51%
322ND District Court	98,692.96	296.72	265,608.58	1,086,919.00	821,310.42	24.44%
323RD District Court	151,424.39	1,989.12	437,813.16	3,272,074.00	2,834,260.84	13.38%
324TH District Court	68,149.08	122.40	235,880.44	1,180,619.00	944,738.56	19.98%
325TH District Court	70,374.70	5,502.90	265,842.84	1,115,609.00	849,766.16	23.83%
360TH District Court	62,611.43	428.96	367,502.52	1,488,985.00	1,121,482.48	24.68%
Special Judges	14,054.31	-	77,916.31	283,397.00	205,480.69	27.49%
Criminal Court Administration	451,464.23	25,789.25	1,315,165.77	4,760,600.00	3,445,434.23	27.63%
Grand Jury	19,512.54	-	57,419.47	238,336.00	180,916.53	24.09%
Criminal Attorney Appointment	52,879.48	-	154,377.03	615,482.00	461,104.97	25.08%
Criminal Mental Health Court	55,388.73	12,256.84	175,822.41	959,641.00	783,818.59	18.32%
County Court at Law #1	55,159.12	-	162,915.33	680,510.00	517,594.67	23.94%
County Court at Law #2	59,821.80	-	166,766.63	675,022.00	508,255.37	24.71%
County Court at Law #3	46,356.83	-	135,424.34	659,506.00	524,081.66	20.53%
County Criminal Court 1	84,346.35	-	282,861.34	1,157,512.00	874,650.66	24.44%

**TARRANT COUNTY, TEXAS**  
**BUDGET REPORT**  
**FOR THE THREE (3) MONTHS ENDED 12/31/2022**

	CURRENT MONTH EXPENDITURES	ENCUMBRANCES AND COMMITMENTS	TOTAL EXPENDITURES ENCUMBRANCES & COMMITMENTS	TOTAL BUDGET	UNEXPENDED BUDGET	% BUDGET USED
<b>GENERAL FUND (cont'd)</b>						
County Criminal Court 2	98,800.15	-	301,436.48	1,146,709.00	845,272.52	26.29%
County Criminal Court 3	98,148.44	-	268,184.43	1,081,475.00	813,290.57	24.80%
County Criminal Court 4	70,893.56	12.42	246,467.78	1,051,931.00	805,463.22	23.43%
County Criminal Court 5	99,983.07	100,000.00	391,542.37	1,338,655.00	947,112.63	29.25%
County Criminal Court 6	85,229.97	-	269,154.58	890,373.00	621,218.42	30.23%
County Criminal Court 7	69,855.14	-	247,762.99	934,082.00	686,319.01	26.52%
County Criminal Court 8	44,629.05	308.00	200,378.52	911,698.00	711,319.48	21.98%
County Criminal Court 9	89,332.58	-	279,062.57	929,555.00	650,492.43	30.02%
County Criminal Court 10	75,017.20	-	230,939.38	807,442.00	576,502.62	28.60%
Probate Court 1	177,722.36	197.11	510,577.91	2,599,331.00	2,088,753.09	19.64%
Probate Court 2	161,169.61	1,373.17	474,280.46	2,337,327.00	1,863,046.54	20.29%
Justice of the Peace Pct 1	78,156.59	5,380.02	232,968.44	1,003,755.00	770,786.56	23.21%
Justice of the Peace Pct 2	80,311.68	10,138.55	237,971.00	1,027,218.00	789,247.00	23.17%
Justice of the Peace Pct 3	77,611.04	19,600.57	248,438.27	977,481.00	729,042.73	25.42%
Justice of the Peace Pct 4	63,808.61	9,880.42	207,780.50	863,559.00	655,778.50	24.06%
Justice of the Peace Pct 5	76,117.80	10,951.68	235,269.50	892,399.00	657,129.50	26.36%
Justice of the Peace Pct 6	74,668.12	9,105.73	230,103.21	957,846.00	727,742.79	24.02%
Justice of the Peace Pct 7	81,478.00	-	241,601.37	1,073,448.00	831,846.63	22.51%
Justice of the Peace Pct 8	69,760.68	9,168.82	206,631.44	1,035,105.00	828,473.56	19.96%
Crim District Attorney	3,956,039.71	294,405.07	11,949,449.05	49,069,037.00	37,119,587.95	24.35%
District Clerk	1,007,699.94	50,625.25	2,995,594.61	13,035,169.00	10,039,574.39	22.98%
County Clerk	1,438,777.95	122,929.90	3,565,359.58	14,264,181.00	10,698,821.42	25.00%
Domestic Relations	684,009.46	46,270.23	2,065,738.62	8,865,869.00	6,800,130.38	23.30%
Jury Services	174,749.08	233,522.20	981,978.61	2,195,641.00	1,213,662.39	44.72%
Courts / Judiciary	43,043.79	-	261,901.62	13,484,464.00	13,222,562.38	1.94%
Human Services	288,938.85	5,524.32	940,982.49	4,654,752.00	3,713,769.51	20.22%
Child Protective Services	19,850.65	2,220,376.00	2,274,025.22	2,552,876.00	278,850.78	89.08%
Public Assistance	-	101,019.02	101,250.00	1,491,994.00	1,390,744.00	6.79%
Texas AgriLife Extension	66,229.05	542.58	196,530.16	811,179.00	614,648.84	24.23%
Veterans Services	46,617.79	2,700.00	134,529.23	591,224.00	456,694.77	22.75%
Historical Commission	20,781.35	1,875.50	72,773.09	322,907.00	250,133.91	22.54%
Community Outreach	1,176,830.50	9,315,000.00	10,491,830.50	10,452,000.00	(39,830.50)	100.38%
Transportation	361,935.41	801,286.36	1,573,810.34	3,440,683.00	1,866,872.66	45.74%
<b>10010-2023 General Fund - Cash Match</b>						
Sheriff	-	-	32,028.29	88,842.00	56,813.71	36.05%
Criminal Court Administration	-	-	-	8,000.00	8,000.00	0.00%
Crim District Attorney	80,633.95	-	80,633.95	107,255.00	26,621.05	75.18%
Historical Commission	-	-	-	39,500.00	39,500.00	0.00%
<b>10020-2023 General Fund - Operating Subsidy</b>						
County Administrator	1,665.95	-	4,997.85	20,000.00	15,002.15	24.99%
Juvenile Services	12,824.48	5,188.00	809,873.22	4,569,615.00	3,759,741.78	17.72%
Criminal Court Administration	-	-	-	75,000.00	75,000.00	0.00%
Crim District Attorney	4,938.95	-	14,438.35	199,720.00	185,281.65	7.23%
<b>SUBTOTAL</b>	<b>54,416,164.55</b>	<b>44,322,263.68</b>	<b>210,882,717.04</b>	<b>714,627,908.00</b>	<b>503,745,190.96</b>	<b>29.51%</b>
UNDESIGNATED				15,825,035.00	15,825,035.00	
CONTINGENT				5,000,000.00	5,000,000.00	
RESERVES				79,991,327.00	79,991,327.00	
<b>FUND TOTAL</b>	<b>\$ 54,416,164.55</b>	<b>\$ 44,322,263.68</b>	<b>\$ 210,882,717.04</b>	<b>\$ 815,444,270.00</b>	<b>\$ 604,561,552.96</b>	<b>25.86%</b>

**TARRANT COUNTY, TEXAS  
BUDGET REPORT  
FOR THE THREE (3) MONTHS ENDED 12/31/2022**

	<u>CURRENT MONTH EXPENDITURES</u>	<u>ENCUMBRANCES AND COMMITMENTS</u>	<u>TOTAL EXPENDITURES ENCUMBRANCES &amp; COMMITMENTS</u>	<u>TOTAL BUDGET</u>	<u>UNEXPENDED BUDGET</u>	<u>% BUDGET USED</u>
<b>ROAD AND BRIDGE (26100)</b>						
Commissioner Precinct 1	556,767.76	1,430,556.35	3,136,371.71	11,595,402.00	8,459,030.29	27.05%
Commissioner Precinct 2	333,237.94	696,159.10	1,712,910.03	6,235,157.00	4,522,246.97	27.47%
Commissioner Precinct 3	373,658.16	61,874.55	1,239,013.41	5,568,926.00	4,329,912.59	22.25%
Commissioner Precinct 4	530,135.28	966,485.65	2,800,155.25	8,454,283.00	5,654,127.75	33.12%
Right of Way	22,217.74	-	2,774,958.33	7,061,328.00	4,286,369.67	39.30%
Transportation	215,630.35	188,978.70	704,894.46	4,239,664.00	3,534,769.54	16.63%
Road & Bridge Non-Department	19,788.29	7,744.00	130,003.95	693,192.00	563,188.05	18.75%
<b>26110-2023 Road &amp; Bridge Grant Match</b>						
Transportation	-	-	34,018.81	356,100.00	322,081.19	9.55%
<b>SUBTOTAL</b>	<u>2,051,435.52</u>	<u>3,351,798.35</u>	<u>12,532,325.95</u>	<u>44,204,052.00</u>	<u>31,671,726.05</u>	<u>28.35%</u>
<b>UNDESIGNATED</b>				340,231.00	340,231.00	
<b>FUND TOTAL</b>	<u>\$ 2,051,435.52</u>	<u>\$ 3,351,798.35</u>	<u>\$ 12,532,325.95</u>	<u>\$ 44,544,283.00</u>	<u>\$ 32,011,957.05</u>	<u>28.13%</u>
<b>DEBT SERVICE (32100)</b>						
Interest and Sinking	-	-	1,250.00	43,214,128.00	43,212,878.00	0.00%
<b>RESERVES</b>				1,500,000.00	1,500,000.00	
<b>FUND TOTAL</b>	<u>\$ -</u>	<u>\$ -</u>	<u>\$ 1,250.00</u>	<u>\$ 44,714,128.00</u>	<u>\$ 44,712,878.00</u>	<u>0.00%</u>

**TARRANT COUNTY, TEXAS**  
**SPECIAL BUDGETS**  
**BUDGET VERSUS ACTUAL (BUDGET BASIS) REVENUE**  
**FOR THE THREE (3) MONTHS ENDED 12/31/2022**

FUND #	FUND NAME	ACTUAL REVENUE	BUDGETED REVENUE	PERCENT COLLECTED
21100	Records Preservation/Automation-Filing	\$ 673,916	\$ 3,065,000	21.99%
21200	Records Preservation/Automation-Conviction	7,993	8,100	98.68%
21300	Records Preservation/Restoration	510,966	2,236,250	22.85%
21400	Court Record Preservation Fund	16,681	16,250	OVER 100%
21500	District Court Records Technology Fund	8,634	-	OVER 100%
21600	District Clerk Record Mgt & Preservation	220,242	720,500	30.57%
22100	Courthouse Security Fund	273,600	900,000	30.40%
22300	Consumer Health Fund	230,528	1,033,500	22.31%
22400	Juvenile Delinquency Prevention	26	53	48.98%
22500	Alternative Dispute Resolution	237,521	781,250	30.40%
22600	Probate Contributions Fund	7,304	94,000	7.77%
22700	Justice Court Technology Fund	8,185	33,050	24.76%
22800	Justice Court Building Security	1,918	8,960	21.41%
22900	Child Abuse Prevention Fund	3,153	9,750	32.34%
23000	Family Protection	30	-	OVER 100%
23100	Guardianship	29,876	121,750	24.54%
23200	Drug & Alcohol Court	3,595	1,760	OVER 100%
23300	County and District Court Technology Fund	8,340	34,500	24.17%
23400	Specialty Courts Fund	31,699	141,313	22.43%
23500	Truancy Prevention and Diversion Fund	8,171	31,000	26.36%
23600	Language Access	73,779	265,013	27.84%
24100	Law Library	365,800	1,277,500	28.63%
24200	Education Fund	6,739	28,000	24.07%
24300	Appellate Judicial System	46,540	160,438	29.01%
25100	Vehicle Inventory Tax	274,421	245,000	OVER 100%
45100	Non-Debt Capital	11,006,750	39,514,491	27.85%
45400	Capital Replacement Fund (Non-Debt)	14,912,282	59,341,232	25.13%
45500	Court Facility	190,290	658,750	28.89%
47600	2006 Bond Election - Buildings	34,223	31,500	OVER 100%
47700	2006 Bond Election - Transportation	214,317	175,000	OVER 100%
47800	2021 Bond Election - Transportation	2,037,911	3,500,000	58.23%
51100	Resource Connection	843,242	3,334,760	25.29%
51200	Oil & Gas Royalty Resource Connection	79,357	128,875	61.58%
61500	Self Insurance	10,098,956	10,150,000	99.50%
61900	Workers Compensation	877,901	3,382,500	25.95%
62100	County Clerk Professional Liability	6,508	12,565	51.79%
62200	District Clerk Professional Liability	5,080	9,590	52.97%
65100	Employee Group Insurance - Medical	20,613,384	85,385,996	24.14%
D6200	DA Restitution Collection Fee	330	-	OVER 100%
D8700	CDA State Forfeiture	186,851	23,625	OVER 100%
D8800	CDA Federal Forfeiture Justice Funds	941	1,575	59.76%
G1100	8TH Admin Judicial Region	32,734	139,709	23.43%
S8700	Sheriff's Inmate Commissary Fund	588,319	1,698,750	34.63%
S9300	Combined Narcotics Enforcement Team	90,875	400,000	22.72%
S9500	Sheriff Federal Forfeiture-Treasury Funds	142,594	2,100	OVER 100%
S9600	Sheriff Federal Forfeiture-Non DEA	40,644	3,763	OVER 100%
S9700	Sheriff Federal Forfeiture-Justice Funds	8,270	3,413	OVER 100%
T0400	Public Health	3,231,149	14,509,159	22.27%
T0500	Section 125 Forfeitures	14,177	26,250	54.01%
T0600	Children's Home Fund	803	2,260	35.54%
T0700	Bail Bond Board	500	6,500	7.69%
T0800	TDPRS - Title IVE	1,203	2,100	57.28%
T0900	Constable Forfeiture	193	350	55.16%
T1000	Juvenile Probation District	6,616	21,938	30.16%
T1100	Unclaimed Juvenile Restitution	103	200	51.31%
T1300	Deferred Prosecution Program	9,896	19,040	51.97%
T2000	Historical Commission	39	75	51.85%
T2100	Historical Commission Archives	187	1,110	16.89%
T2300	Cemetery Fund	373	721	51.70%

**TARRANT COUNTY, TEXAS**  
**SPECIAL BUDGETS**  
**BUDGET VERSUS ACTUAL (BUDGET BASIS) REVENUE**  
**FOR THE THREE (3) MONTHS ENDED 12/31/2022**

<u>FUND #</u>	<u>FUND NAME</u>	<u>ACTUAL REVENUE</u>	<u>BUDGETED REVENUE</u>	<u>PERCENT COLLECTED</u>
T2600	Unclaimed Electrifi Coop Credits	17,043	24,500	69.56%
T2900	Fire Marshal Code	48,325	138,873	34.80%
T3000	DA - JPS Contract	169,451	677,804	25.00%
T3100	Emergency Services District #1	20,698	86,100	24.04%
T3300	CSCD Bond Supervision Unit	1,508,464	5,475,000	27.55%
T3400	Courts Drug Program	10,103	438	OVER 100%
T3700	Medical Examiner Conference Fund	242	438	55.34%
T4100	PMC Insured - 340B	1,634,430	9,310,000	17.56%
T5200	Miscellaneous Donations-Juvenile Probation	1,092	3,350	32.59%
T5350	Donations Emergency Management	66	128	51.58%
T5600	Miscellaneous Donations - Human Services	156	385	40.61%
T5640	Human Services - Reliant Energy	78	193	40.57%
T5642	Human Services - Cirro	7	-	OVER 100%
T5700	Miscellaneous Donations-CPS	7,630	24,438	31.22%
T5800	Miscellaneous Donations-Health Dept	1,209	525	OVER 100%
T5960	Miscellaneous Donations-Veteran Court Program	3,165	10,053	31.48%
T6000	Miscellaneous Donations-Family Court	911	3,000	30.37%
T6100	Miscellaneous Donations-CRCG	20,516	700	OVER 100%
T6200	Miscellaneous Donations-Peace Officers Memorial	912	1,715	53.18%
T6500	ATTF Rental Assoc Donation	3	-	OVER 100%
T7000	Sheriff's Employee Recognition and Award	13	-	OVER 100%
T7100	Contract Elections	160	-	OVER 100%
T7300	Elections Chapter 19	13	-	OVER 100%
T8500	Opioid Epidemic Settlement	4,626	8,750	52.87%

**TARRANT COUNTY, TEXAS  
BUDGET REPORT  
FOR THE THREE (3) MONTHS ENDED 12/31/2022**

	<u>CURRENT MONTH EXPENDITURES</u>	<u>ENCUMBRANCES AND COMMITMENTS</u>	<u>TOTAL EXPENDITURES ENCUMBRANCES &amp; COMMITMENTS</u>	<u>TOTAL BUDGET</u>	<u>UNEXPENDED BUDGET</u>	<u>% BUDGET USED</u>
<b>RECORDS PRESERVATION &amp; AUTOMATION - FILINGS (21100)</b>						
County Clerk	143,294.58	8,548.00	383,359.47	13,238,233.00	12,854,873.53	2.90%
FUND TOTAL	<u>\$ 143,294.58</u>	<u>\$ 8,548.00</u>	<u>\$ 383,359.47</u>	<u>\$ 13,238,233.00</u>	<u>\$ 12,854,873.53</u>	<u>2.90%</u>
<b>RECORDS PRESERVATION &amp; AUTOMATION - CONVICTIONS (21200)</b>						
Information Technology	(83,362.15)	-	-	24,950.00	24,950.00	0.00%
FUND TOTAL	<u>\$ (83,362.15)</u>	<u>\$ -</u>	<u>\$ -</u>	<u>\$ 24,950.00</u>	<u>\$ 24,950.00</u>	<u>0.00%</u>
<b>RECORDS PRESERVATION &amp; RESTORATION (21300)</b>						
County Clerk	898,303.45	2,576,117.56	3,553,112.40	15,991,724.00	12,438,611.60	22.22%
FUND TOTAL	<u>\$ 898,303.45</u>	<u>\$ 2,576,117.56</u>	<u>\$ 3,553,112.40</u>	<u>\$ 15,991,724.00</u>	<u>\$ 12,438,611.60</u>	<u>22.22%</u>
<b>COURT RECORD PRESERVATION FUND (21400)</b>						
Information Technology	-	-	-	624,612.00	624,612.00	0.00%
District Clerk	31,822.04	-	93,096.44	404,218.00	311,121.56	23.03%
FUND TOTAL	<u>\$ 31,822.04</u>	<u>\$ -</u>	<u>\$ 93,096.44</u>	<u>\$ 1,028,830.00</u>	<u>\$ 935,733.56</u>	<u>9.05%</u>
<b>DISTRICT COURT RECORD TECHNOLOGY FUND (21500)</b>						
District Clerk	-	-	-	81,740.00	81,740.00	0.00%
FUND TOTAL	<u>\$ -</u>	<u>\$ -</u>	<u>\$ -</u>	<u>\$ 81,740.00</u>	<u>\$ 81,740.00</u>	<u>0.00%</u>
<b>DISTRICT CLERK RECORD MANAGEMENT &amp; PRESERVATION FUND (21600)</b>						
District Clerk	24,294.35	-	71,901.30	1,375,169.00	1,303,267.70	5.23%
FUND TOTAL	<u>\$ 24,294.35</u>	<u>\$ -</u>	<u>\$ 71,901.30</u>	<u>\$ 1,375,169.00</u>	<u>\$ 1,303,267.70</u>	<u>5.23%</u>
<b>COURTHOUSE SECURITY FUND (22100)</b>						
Non-Departmental	84,756.30	-	273,599.87	900,000.00	626,400.13	30.40%
FUND TOTAL	<u>\$ 84,756.30</u>	<u>\$ -</u>	<u>\$ 273,599.87</u>	<u>\$ 900,000.00</u>	<u>\$ 626,400.13</u>	<u>30.40%</u>
<b>CONSUMER HEALTH FUND (22300)</b>						
Public Health	81,316.39	531.00	248,764.61	1,281,467.00	1,032,702.39	19.41%
FUND TOTAL	<u>\$ 81,316.39</u>	<u>\$ 531.00</u>	<u>\$ 248,764.61</u>	<u>\$ 1,281,467.00</u>	<u>\$ 1,032,702.39</u>	<u>19.41%</u>
<b>JUVENILE DELINQUENCY PREVENTION (22400)</b>						
Juvenile Services	-	-	-	2,921.00	2,921.00	0.00%
FUND TOTAL	<u>\$ -</u>	<u>\$ -</u>	<u>\$ -</u>	<u>\$ 2,921.00</u>	<u>\$ 2,921.00</u>	<u>0.00%</u>

**TARRANT COUNTY, TEXAS**  
**BUDGET REPORT**  
**FOR THE THREE (3) MONTHS ENDED 12/31/2022**

	<b>CURRENT MONTH EXPENDITURES</b>	<b>ENCUMBRANCES AND COMMITMENTS</b>	<b>TOTAL EXPENDITURES ENCUMBRANCES &amp; COMMITMENTS</b>	<b>TOTAL BUDGET</b>	<b>UNEXPENDED BUDGET</b>	<b>% BUDGET USED</b>
<b>ADRS (22500)</b>						
County Administrator	32,083.79	-	95,857.70	2,302,606.00	2,206,748.30	4.16%
FUND TOTAL	<u>\$ 32,083.79</u>	<u>\$ -</u>	<u>\$ 95,857.70</u>	<u>\$ 2,302,606.00</u>	<u>\$ 2,206,748.30</u>	<u>4.16%</u>
<b>PROBATE CONTRIBUTIONS FUND (22600)</b>						
Probate Court 1	4,499.72	-	13,274.73	480,000.00	466,725.27	2.77%
Probate Court 2	4,892.51	-	14,459.86	400,176.00	385,716.14	3.61%
FUND TOTAL	<u>\$ 9,392.23</u>	<u>\$ -</u>	<u>\$ 27,734.59</u>	<u>\$ 880,176.00</u>	<u>\$ 852,441.41</u>	<u>3.15%</u>
<b>JUSTICE COURT TECHNOLOGY FUND (22700)</b>						
Information Technology	-	-	-	213,794.00	213,794.00	0.00%
FUND TOTAL	<u>\$ -</u>	<u>\$ -</u>	<u>\$ -</u>	<u>\$ 213,794.00</u>	<u>\$ 213,794.00</u>	<u>0.00%</u>
<b>JUSTICE COURT BLDG SECURITY (22800)</b>						
Non-Departmental	561.42	-	1,918.45	8,960.00	7,041.55	21.41%
FUND TOTAL	<u>\$ 561.42</u>	<u>\$ -</u>	<u>\$ 1,918.45</u>	<u>\$ 8,960.00</u>	<u>\$ 7,041.55</u>	<u>21.41%</u>
<b>CHILD ABUSE PREVENTION FUND (22900)</b>						
Non-Departmental	-	-	-	26,697.00	26,697.00	0.00%
233RD District Court	-	-	-	5,000.00	5,000.00	0.00%
Public Health	82,500.00	-	82,500.00	82,500.00	-	100.00%
FUND TOTAL	<u>\$ 82,500.00</u>	<u>\$ -</u>	<u>\$ 82,500.00</u>	<u>\$ 114,197.00</u>	<u>\$ 31,697.00</u>	<u>72.24%</u>
<b>GUARDIANSHIP (23100)</b>						
Non-Departmental	-	-	-	242,939.00	242,939.00	0.00%
FUND TOTAL	<u>\$ -</u>	<u>\$ -</u>	<u>\$ -</u>	<u>\$ 242,939.00</u>	<u>\$ 242,939.00</u>	<u>0.00%</u>
<b>DRUG &amp; ALCOHOL COURT (23200)</b>						
360TH District Court	-	-	-	93,678.00	93,678.00	0.00%
Criminal Court Administration	-	-	-	5,000.00	5,000.00	0.00%
FUND TOTAL	<u>\$ -</u>	<u>\$ -</u>	<u>\$ -</u>	<u>\$ 98,678.00</u>	<u>\$ 98,678.00</u>	<u>0.00%</u>
<b>COUNTY &amp; DISTRICT COURT TECHNOLOGY FUND (23300)</b>						
Information Technology	5,885.00	-	5,885.00	233,835.00	227,950.00	2.52%
FUND TOTAL	<u>\$ 5,885.00</u>	<u>\$ -</u>	<u>\$ 5,885.00</u>	<u>\$ 233,835.00</u>	<u>\$ 227,950.00</u>	<u>2.52%</u>
<b>SPECIALTY COURTS FUND (23400)</b>						
360TH District Court	-	-	-	25,000.00	25,000.00	0.00%
Criminal Court Administration	13,012.82	-	39,312.39	191,999.00	152,686.61	20.48%
FUND TOTAL	<u>\$ 13,012.82</u>	<u>\$ -</u>	<u>\$ 39,312.39</u>	<u>\$ 216,999.00</u>	<u>\$ 177,686.61</u>	<u>18.12%</u>



**TARRANT COUNTY, TEXAS**  
**BUDGET REPORT**  
**FOR THE THREE (3) MONTHS ENDED 12/31/2022**

	CURRENT MONTH EXPENDITURES	ENCUMBRANCES AND COMMITMENTS	TOTAL EXPENDITURES ENCUMBRANCES & COMMITMENTS	TOTAL BUDGET	UNEXPENDED BUDGET	% BUDGET USED
<b>TRUANCY PREVENTION AND DIVERSION FUND (23500)</b>						
233RD District Court	-	-	-	112,238.00	112,238.00	0.00%
FUND TOTAL	<u>\$ -</u>	<u>\$ -</u>	<u>\$ -</u>	<u>\$ 112,238.00</u>	<u>\$ 112,238.00</u>	<u>0.00%</u>
<b>LANGUAGE ACCESS FUND (23600)</b>						
Non-Departmental	-	-	-	265,013.00	265,013.00	0.00%
FUND TOTAL	<u>\$ -</u>	<u>\$ -</u>	<u>\$ -</u>	<u>\$ 265,013.00</u>	<u>\$ 265,013.00</u>	<u>0.00%</u>
<b>LAW LIBRARY (24100)</b>						
Law Library	73,350.35	312,566.01	518,334.89	2,091,566.00	1,573,231.11	24.78%
Judicial Law Library	19,576.01	93,234.61	141,333.46	175,000.00	33,666.54	80.76%
FUND TOTAL	<u>\$ 92,926.36</u>	<u>\$ 405,800.62</u>	<u>\$ 659,668.35</u>	<u>\$ 2,266,566.00</u>	<u>\$ 1,606,897.65</u>	<u>29.10%</u>
<b>EDUCATION FUND (24200)</b>						
Sheriff	18,331.25	7,500.00	33,953.85	110,461.00	76,507.15	30.74%
Sheriff - Confinement	-	15,000.00	15,000.00	49,602.00	34,602.00	30.24%
Constable Precinct 1	-	-	340.00	351.00	11.00	96.87%
Constable Precinct 2	-	-	542.15	6,622.00	6,079.85	8.19%
Constable Precinct 3	-	-	2,058.43	2,088.00	29.57	98.58%
Constable Precinct 4	-	-	-	9,174.00	9,174.00	0.00%
Constable Precinct 5	-	-	-	6,491.00	6,491.00	0.00%
Constable Precinct 6	-	-	-	8,451.00	8,451.00	0.00%
Constable Precinct 7	-	-	395.00	7,944.00	7,549.00	4.97%
Constable Precinct 8	-	-	-	1,593.00	1,593.00	0.00%
Fire Marshal	-	-	-	3.00	3.00	0.00%
Probate Court 1	-	-	756.94	54,574.00	53,817.06	1.39%
Probate Court 2	232.75	-	1,478.15	48,920.00	47,441.85	3.02%
Courts / Judiciary	-	-	-	5,200.00	5,200.00	0.00%
FUND TOTAL	<u>\$ 18,564.00</u>	<u>\$ 22,500.00</u>	<u>\$ 54,524.52</u>	<u>\$ 311,474.00</u>	<u>\$ 256,949.48</u>	<u>17.51%</u>
<b>APPELLATE JUDICIAL SYSTEM (24300)</b>						
Appeals Court	14,187.21	-	38,392.02	185,438.00	147,045.98	20.70%
FUND TOTAL	<u>\$ 14,187.21</u>	<u>\$ -</u>	<u>\$ 38,392.02</u>	<u>\$ 185,438.00</u>	<u>\$ 147,045.98</u>	<u>20.70%</u>
<b>VEHICLE INVENTORY TAX (25100)</b>						
Tax Assessor / Collector	6,075.92	-	17,942.27	2,415,419.00	2,397,476.73	0.74%
FUND TOTAL	<u>\$ 6,075.92</u>	<u>\$ -</u>	<u>\$ 17,942.27</u>	<u>\$ 2,415,419.00</u>	<u>\$ 2,397,476.73</u>	<u>0.74%</u>
<b>NON-DEBT CAPITAL (45100)</b>						
County Administrator	-	-	-	15,350.00	15,350.00	0.00%
Non-Departmental	-	5,151.56	5,151.56	6,057,590.00	6,052,438.44	0.09%
Auditor	2,265.33	-	2,265.33	2,500.00	234.67	90.61%
Tax Assessor / Collector	-	67,319.76	67,319.76	123,700.00	56,380.24	54.42%
Elections Administration	982.50	-	391,421.06	2,759,024.00	2,367,602.94	14.19%
Information Technology	269,670.95	3,021,161.31	3,358,468.96	15,679,672.00	12,321,203.04	21.42%
Human Resources	-	-	-	790.00	790.00	0.00%
Purchasing	-	-	-	7,263.00	7,263.00	0.00%
Facilities	23,926.51	661,614.49	685,541.00	903,078.00	217,537.00	75.91%
Sheriff	28,226.80	54,331.81	83,362.61	1,152,933.00	1,069,570.39	7.23%
Sheriff - Confinement	-	42,303.83	56,836.17	61,370.00	4,533.83	92.61%

**TARRANT COUNTY, TEXAS  
BUDGET REPORT  
FOR THE THREE (3) MONTHS ENDED 12/31/2022**

	CURRENT MONTH EXPENDITURES	ENCUMBRANCES AND COMMITMENTS	TOTAL EXPENDITURES ENCUMBRANCES & COMMITMENTS	TOTAL BUDGET	UNEXPENDED BUDGET	% BUDGET USED
<b>NON-DEBT CAPITAL (45100) (cont'd)</b>						
Constable Precinct 1	-	4,440.40	4,440.40	4,708.00	267.60	94.32%
Constable Precinct 2	-	17,999.63	17,999.63	42,600.00	24,600.37	42.25%
Constable Precinct 3	-	25,199.96	25,199.96	33,000.00	7,800.04	76.36%
Constable Precinct 4	-	50,400.00	50,400.00	50,400.00	-	100.00%
Constable Precinct 5	-	36,000.67	36,000.67	46,380.00	10,379.33	77.62%
Constable Precinct 6	-	33,952.31	33,952.31	50,800.00	16,847.69	66.84%
Constable Precinct 7	-	43,200.11	43,200.11	43,320.00	119.89	99.72%
Constable Precinct 8	-	53,998.24	53,998.24	64,570.00	10,571.76	83.63%
Medical Examiner	15,306.35	11,190.68	26,497.03	368,755.00	342,257.97	7.19%
Community Supervision	-	7,741.40	7,741.40	24,452.00	16,710.60	31.66%
Juvenile Services	14,143.87	28,742.07	46,167.35	92,539.00	46,371.65	49.89%
Buildings	56,399.00	2,607,774.31	2,744,914.23	74,344,838.00	71,599,923.77	3.69%
Criminal Court Administration	1,944.04	7,573.08	9,517.12	41,050.00	31,532.88	23.18%
Grand Jury	-	-	-	5,400.00	5,400.00	0.00%
Probate Court 1	-	1,879.48	1,879.48	1,900.00	20.52	98.92%
Justice of the Peace Pct 1	-	1,590.00	4,272.00	6,024.00	1,752.00	70.92%
Justice of the Peace Pct 5	-	-	-	472.00	472.00	0.00%
Justice of the Peace Pct 6	-	974.61	974.61	1,500.00	525.39	64.97%
Justice of the Peace Pct 7	-	-	-	772.00	772.00	0.00%
Crim District Attorney	-	-	-	61,625.00	61,625.00	0.00%
District Clerk	1,920.80	4,554.68	6,475.48	8,000.00	1,524.52	80.94%
County Clerk	-	731.80	731.80	82,408.00	81,676.20	0.89%
Domestic Relations	-	4,067.55	13,509.19	14,933.00	1,423.81	90.47%
Courts / Judiciary	-	-	-	73,100.00	73,100.00	0.00%
Texas AgriLife Extension	-	-	339.00	339.00	-	100.00%
Historical Commission	-	-	-	1,400.00	1,400.00	0.00%
Commissioner Precinct 1	-	1,179,396.15	1,179,396.15	3,078,118.00	1,898,721.85	38.32%
Commissioner Precinct 2	22,799.40	253,110.00	275,909.40	4,159,889.00	3,883,979.60	6.63%
Commissioner Precinct 3	-	329,748.00	331,483.00	581,560.00	250,077.00	57.00%
Commissioner Precinct 4	134,120.00	1,210,384.78	1,346,527.94	2,802,953.00	1,456,425.06	48.04%
Transportation	25,209.19	657,868.64	688,599.57	916,353.00	227,753.43	75.15%
<b>FUND TOTAL</b>	<b>\$ 596,914.74</b>	<b>\$ 10,424,401.31</b>	<b>\$ 11,600,492.52</b>	<b>\$ 113,767,428.00</b>	<b>\$ 102,166,935.48</b>	<b>10.20%</b>
<b>CAPITAL REPLACEMENT FUND (NON-DEBT) (45400)</b>						
Non-Departmental	-	-	-	505,206.00	505,206.00	0.00%
Information Technology	277,718.80	225,269.30	666,946.55	19,778,429.00	19,111,482.45	3.37%
Facilities	-	-	-	37,004,788.00	37,004,788.00	0.00%
Buildings	-	-	-	9,500,000.00	9,500,000.00	0.00%
Transportation	-	3,506,207.00	3,506,207.00	6,513,175.00	3,006,968.00	53.83%
<b>FUND TOTAL</b>	<b>\$ 277,718.80</b>	<b>\$ 3,731,476.30</b>	<b>\$ 4,173,153.55</b>	<b>\$ 73,301,598.00</b>	<b>\$ 69,128,444.45</b>	<b>5.69%</b>
<b>COURT FACILITY (45500)</b>						
Facilities	-	118,130.00	118,130.00	1,164,975.00	1,046,845.00	10.14%
<b>FUND TOTAL</b>	<b>\$ -</b>	<b>\$ 118,130.00</b>	<b>\$ 118,130.00</b>	<b>\$ 1,164,975.00</b>	<b>\$ 1,046,845.00</b>	<b>10.14%</b>
<b>2006 BOND ELECTION-BUILDINGS (47600)</b>						
Non-Departmental	-	-	-	526,242.00	526,242.00	0.00%
Buildings	-	271,810.00	271,810.00	1,320,000.00	1,048,190.00	20.59%
<b>FUND TOTAL</b>	<b>\$ -</b>	<b>\$ 271,810.00</b>	<b>\$ 271,810.00</b>	<b>\$ 1,846,242.00</b>	<b>\$ 1,574,432.00</b>	<b>14.72%</b>
<b>2006 BOND ELECTION-TRANSPORTATION (47700)</b>						
Non-Departmental	-	-	-	10,000.00	10,000.00	0.00%
Transportation	-	2,286,104.17	2,286,104.17	16,104,681.00	13,818,576.83	14.20%
<b>FUND TOTAL</b>	<b>\$ -</b>	<b>\$ 2,286,104.17</b>	<b>\$ 2,286,104.17</b>	<b>\$ 16,114,681.00</b>	<b>\$ 13,828,576.83</b>	<b>14.19%</b>

**TARRANT COUNTY, TEXAS  
BUDGET REPORT  
FOR THE THREE (3) MONTHS ENDED 12/31/2022**

	CURRENT MONTH EXPENDITURES	ENCUMBRANCES AND COMMITMENTS	TOTAL EXPENDITURES ENCUMBRANCES & COMMITMENTS	TOTAL BUDGET	UNEXPENDED BUDGET	% BUDGET USED
<b>2021 BOND ELECTION-TRANSPORTATION (47800)</b>						
Non-Departmental Transportation	- -	- 25,984,584.52	- 25,984,584.52	3,510,000.00 225,397,531.00	3,510,000.00 199,412,946.48	0.00% 11.53%
FUND TOTAL	<u>\$ -</u>	<u>\$ 25,984,584.52</u>	<u>\$ 25,984,584.52</u>	<u>\$ 228,907,531.00</u>	<u>\$ 202,922,946.48</u>	<u>11.35%</u>
<b>RESOURCE CONNECTION (51100)</b>						
Non-Departmental Resource Connection	- 312,879.88	- 680,699.21	- 1,308,088.45	1,365,782.00 4,068,978.00	1,365,782.00 2,760,889.55	0.00% 32.15%
FUND TOTAL	<u>\$ 312,879.88</u>	<u>\$ 680,699.21</u>	<u>\$ 1,308,088.45</u>	<u>\$ 5,434,760.00</u>	<u>\$ 4,126,671.55</u>	<u>24.07%</u>
<b>OIL &amp; GAS ROYALTY (51200)</b>						
Resource Connection	-	-	-	1,783,762.00	1,783,762.00	0.00%
FUND TOTAL	<u>\$ -</u>	<u>\$ -</u>	<u>\$ -</u>	<u>\$ 1,783,762.00</u>	<u>\$ 1,783,762.00</u>	<u>0.00%</u>
<b>SELF INSURANCE (61500)</b>						
Self Insurance	114,205.75	81,218.00	222,689.90	12,148,361.00	11,925,671.10	1.83%
FUND TOTAL	<u>\$ 114,205.75</u>	<u>\$ 81,218.00</u>	<u>\$ 222,689.90</u>	<u>\$ 12,148,361.00</u>	<u>\$ 11,925,671.10</u>	<u>1.83%</u>
<b>WORKERS COMPENSATION/ SELF INSURANCE (61900)</b>						
Self Insurance	255,664.35	68,656.00	931,133.33	8,997,423.00	8,066,289.67	10.35%
FUND TOTAL	<u>\$ 255,664.35</u>	<u>\$ 68,656.00</u>	<u>\$ 931,133.33</u>	<u>\$ 8,997,423.00</u>	<u>\$ 8,066,289.67</u>	<u>10.35%</u>
<b>COUNTY CLERK PROFESSIONAL LIABILITY (62100)</b>						
County Clerk	-	-	-	732,561.00	732,561.00	0.00%
FUND TOTAL	<u>\$ -</u>	<u>\$ -</u>	<u>\$ -</u>	<u>\$ 732,561.00</u>	<u>\$ 732,561.00</u>	<u>0.00%</u>
<b>DISTRICT CLERK PROFESSIONAL LIABILITY (62200)</b>						
District Clerk	-	-	-	558,483.00	558,483.00	0.00%
FUND TOTAL	<u>\$ -</u>	<u>\$ -</u>	<u>\$ -</u>	<u>\$ 558,483.00</u>	<u>\$ 558,483.00</u>	<u>0.00%</u>
<b>EMPLOYEE GROUP INSURANCE- MEDICAL (65100)</b>						
Non-Departmental Self Insurance	- 7,545,489.40	583.99 -	172,597.07 22,014,959.49	23,908,000.00 98,262,809.00	23,735,402.93 76,247,849.51	0.72% 22.40%
FUND TOTAL	<u>\$ 7,545,489.40</u>	<u>\$ 583.99</u>	<u>\$ 22,187,556.56</u>	<u>\$ 122,170,809.00</u>	<u>\$ 99,983,252.44</u>	<u>18.16%</u>
<b>AMERICAN RESCUE PLAN ACT (CARPA)</b>						
Prepare for the Future	16,453,746.05	1,511,109.95	19,819,573.61	103,048,740.00	83,229,166.39	19.23%
Improve Public Health & Wellness	17,293,901.41	350,077.85	17,807,410.92	35,499,893.00	17,692,482.08	50.16%
Revitalize the Economy	-	1,516,000.00	1,516,000.00	30,888,077.00	29,372,077.00	4.91%
Strengthen the Community	93,882.82	3,668,465.79	4,038,082.36	48,841,423.00	44,803,340.64	8.27%
FUND TOTAL	<u>\$ 33,841,530.28</u>	<u>\$ 7,045,653.59</u>	<u>\$ 43,181,066.89</u>	<u>\$ 218,278,133.00</u>	<u>\$ 175,097,066.11</u>	<u>19.78%</u>

**TARRANT COUNTY, TEXAS  
BUDGET REPORT  
FOR THE THREE (3) MONTHS ENDED 12/31/2022**

	<b>CURRENT MONTH EXPENDITURES</b>	<b>ENCUMBRANCES AND COMMITMENTS</b>	<b>TOTAL EXPENDITURES ENCUMBRANCES &amp; COMMITMENTS</b>	<b>TOTAL BUDGET</b>	<b>UNEXPENDED BUDGET</b>	<b>% BUDGET USED</b>
<b>CRIMINAL DISTRICT ATTORNEY RESTITUTION COLLECTION FEE (D6200)</b>						
District Attorney	-	-	-	15,149.00	15,149.00	0.00%
FUND TOTAL	<u>\$ -</u>	<u>\$ -</u>	<u>\$ -</u>	<u>\$ 15,149.00</u>	<u>\$ 15,149.00</u>	<u>0.00%</u>
<b>CRIMINAL DISTRICT ATTORNEY STATE FORFEITURE (D8700)</b>						
Criminal District Attorney	16,475.10	24,369.80	235,778.28	1,136,996.00	901,217.72	20.74%
FUND TOTAL	<u>\$ 16,475.10</u>	<u>\$ 24,369.80</u>	<u>\$ 235,778.28</u>	<u>\$ 1,136,996.00</u>	<u>\$ 901,217.72</u>	<u>20.74%</u>
<b>CRIMINAL DISTRICT ATTORNEY FEDERAL FORFEITURE JUSTICE FUNDS (D8800)</b>						
Criminal District Attorney	-	6,584.78	6,584.78	94,588.00	88,003.22	6.96%
FUND TOTAL	<u>\$ -</u>	<u>\$ 6,584.78</u>	<u>\$ 6,584.78</u>	<u>\$ 94,588.00</u>	<u>\$ 88,003.22</u>	<u>6.96%</u>
<b>8TH ADMIN JUDICIAL REGION (G1100)</b>						
8TH Admin Judicial Region	10,883.34	-	32,781.91	139,709.00	106,927.09	23.46%
FUND TOTAL	<u>\$ 10,883.34</u>	<u>\$ -</u>	<u>\$ 32,781.91</u>	<u>\$ 139,709.00</u>	<u>\$ 106,927.09</u>	<u>23.46%</u>
<b>SHERIFF'S INMATE COMMISSARY (S8700)</b>						
Sheriff - Confinement	280,703.62	70,873.01	874,850.05	6,195,073.00	5,320,222.95	14.12%
FUND TOTAL	<u>\$ 280,703.62</u>	<u>\$ 70,873.01</u>	<u>\$ 874,850.05</u>	<u>\$ 6,195,073.00</u>	<u>\$ 5,320,222.95</u>	<u>14.12%</u>
<b>COMBINED NARCOTICS ENFORCEMENT TEAM (S9300)</b>						
Sheriff	27,138.15	45,887.71	115,596.93	610,000.00	494,403.07	18.95%
FUND TOTAL	<u>\$ 27,138.15</u>	<u>\$ 45,887.71</u>	<u>\$ 115,596.93</u>	<u>\$ 610,000.00</u>	<u>\$ 494,403.07</u>	<u>18.95%</u>
<b>SHERIFF FEDERAL FORFEITURE-TREASURY (S9500)</b>						
Sheriff	2,261.25	62,884.95	78,845.97	111,100.00	32,254.03	70.97%
FUND TOTAL	<u>\$ 2,261.25</u>	<u>\$ 62,884.95</u>	<u>\$ 78,845.97</u>	<u>\$ 111,100.00</u>	<u>\$ 32,254.03</u>	<u>70.97%</u>
<b>SHERIFF DRUG FORFEITURE-NON DEA (S9600)</b>						
Sheriff	703.48	2,204.00	2,907.48	227,609.00	224,701.52	1.28%
FUND TOTAL	<u>\$ 703.48</u>	<u>\$ 2,204.00</u>	<u>\$ 2,907.48</u>	<u>\$ 227,609.00</u>	<u>\$ 224,701.52</u>	<u>1.28%</u>
<b>SHERIFF FEDERAL FORFEITURE-JUSTICE (S9700)</b>						
Sheriff	-	-	518.72	198,206.00	197,687.28	0.26%
FUND TOTAL	<u>\$ -</u>	<u>\$ -</u>	<u>\$ 518.72</u>	<u>\$ 198,206.00</u>	<u>\$ 197,687.28</u>	<u>0.26%</u>

**TARRANT COUNTY, TEXAS  
BUDGET REPORT  
FOR THE THREE (3) MONTHS ENDED 12/31/2022**

	CURRENT MONTH EXPENDITURES	ENCUMBRANCES AND COMMITMENTS	TOTAL EXPENDITURES ENCUMBRANCES & COMMITMENTS	TOTAL BUDGET	UNEXPENDED BUDGET	% BUDGET USED
<b>PUBLIC HEALTH (T0400)</b>						
<b>T0400-2023 Public Health</b>						
Buildings	10,026.58	1,116.00	23,892.30	174,205.00	150,312.70	13.72%
Public Health	1,279,615.04	751,476.69	4,297,085.26	21,101,954.00	16,804,868.74	20.36%
<b>T0410-2023 Public Health - Cash Match</b>						
Public Health	29,344.39	-	108,580.90	700,000.00	591,419.10	15.51%
<b>T0420-2023 Public Health-Operating Subsidy</b>						
Public Health	12,360.35	12,415.40	35,881.28	1,533,000.00	1,497,118.72	2.34%
<b>T0450-2023 Public Health 1115 Wavier</b>						
Non-Departmental	-	-	-	32,557,931.00	32,557,931.00	0.00%
Public Health	190,525.83	68,181.01	579,756.13	3,608,923.00	3,029,166.87	16.06%
<b>FUND TOTAL</b>	<b>\$ 1,521,872.19</b>	<b>\$ 833,189.10</b>	<b>\$ 5,045,195.87</b>	<b>\$ 59,676,013.00</b>	<b>\$ 54,630,817.13</b>	<b>8.45%</b>
<b>SECTION 125 FORFEITURES (T0500)</b>						
Self Insurance	21,741.00	99,274.55	158,539.69	1,498,674.00	1,340,134.31	10.58%
<b>FUND TOTAL</b>	<b>\$ 21,741.00</b>	<b>\$ 99,274.55</b>	<b>\$ 158,539.69</b>	<b>\$ 1,498,674.00</b>	<b>\$ 1,340,134.31</b>	<b>10.58%</b>
<b>CHILDREN'S HOME FUND (T0600)</b>						
Juvenile Services	-	-	-	71,407.00	71,407.00	0.00%
<b>FUND TOTAL</b>	<b>\$ -</b>	<b>\$ -</b>	<b>\$ -</b>	<b>\$ 71,407.00</b>	<b>\$ 71,407.00</b>	<b>0.00%</b>
<b>BAIL BOND BOARD (T0700)</b>						
Non-Departmental	190.00	-	730.00	7,500.00	6,770.00	9.73%
<b>FUND TOTAL</b>	<b>\$ 190.00</b>	<b>\$ -</b>	<b>\$ 730.00</b>	<b>\$ 7,500.00</b>	<b>\$ 6,770.00</b>	<b>9.73%</b>
<b>TDRPS - TITLE IVE (T0800)</b>						
Child Protective Services	622.88	70.00	2,831.81	120,454.00	117,622.19	2.35%
<b>FUND TOTAL</b>	<b>\$ 622.88</b>	<b>\$ 70.00</b>	<b>\$ 2,831.81</b>	<b>\$ 120,454.00</b>	<b>\$ 117,622.19</b>	<b>2.35%</b>
<b>CONSTABLE FORFEITURE (T0900)</b>						
Constable Precinct 7	-	-	-	20,124.00	20,124.00	0.00%
<b>FUND TOTAL</b>	<b>\$ -</b>	<b>\$ -</b>	<b>\$ -</b>	<b>\$ 20,124.00</b>	<b>\$ 20,124.00</b>	<b>0.00%</b>
<b>JUVENILE PROBATION DISTRICT (T1000)</b>						
Juvenile Services	-	-	1,519.19	246,839.00	245,319.81	0.62%
<b>FUND TOTAL</b>	<b>\$ -</b>	<b>\$ -</b>	<b>\$ 1,519.19</b>	<b>\$ 246,839.00</b>	<b>\$ 245,319.81</b>	<b>0.62%</b>
<b>UNCLAIMED JUVENILE RESTITUTION (T1100)</b>						
Juvenile Services	-	-	64.46	11,618.00	11,553.54	0.55%
<b>FUND TOTAL</b>	<b>\$ -</b>	<b>\$ -</b>	<b>\$ 64.46</b>	<b>\$ 11,618.00</b>	<b>\$ 11,553.54</b>	<b>0.55%</b>

**TARRANT COUNTY, TEXAS  
BUDGET REPORT  
FOR THE THREE (3) MONTHS ENDED 12/31/2022**

	<b>CURRENT MONTH EXPENDITURES</b>	<b>ENCUMBRANCES AND COMMITMENTS</b>	<b>TOTAL EXPENDITURES ENCUMBRANCES &amp; COMMITMENTS</b>	<b>TOTAL BUDGET</b>	<b>UNEXPENDED BUDGET</b>	<b>% BUDGET USED</b>
<b>DEFERRED PROSECUTION PROGRAM (T1300)</b>						
Criminal District Attorney	-	-	2,813.55	19,040.00	16,226.45	14.78%
FUND TOTAL	<u>\$ -</u>	<u>\$ -</u>	<u>\$ 2,813.55</u>	<u>\$ 19,040.00</u>	<u>\$ 16,226.45</u>	<u>14.78%</u>
<b>HISTORICAL COMMISSION (T2000)</b>						
Historical Commission	-	-	-	4,382.00	4,382.00	0.00%
FUND TOTAL	<u>\$ -</u>	<u>\$ -</u>	<u>\$ -</u>	<u>\$ 4,382.00</u>	<u>\$ 4,382.00</u>	<u>0.00%</u>
<b>HISTORICAL COMMISSION ARCHIVES (T2100)</b>						
Historical Commission	-	-	-	18,858.00	18,858.00	0.00%
FUND TOTAL	<u>\$ -</u>	<u>\$ -</u>	<u>\$ -</u>	<u>\$ 18,858.00</u>	<u>\$ 18,858.00</u>	<u>0.00%</u>
<b>CEMETERY FUND (T2300)</b>						
Historical Commission	-	-	-	42,010.00	42,010.00	0.00%
FUND TOTAL	<u>\$ -</u>	<u>\$ -</u>	<u>\$ -</u>	<u>\$ 42,010.00</u>	<u>\$ 42,010.00</u>	<u>0.00%</u>
<b>UNCLAIMED ELECTRIC COOP CREDITS (T2600)</b>						
Non-Departmental	-	-	-	1,916,692.00	1,916,692.00	0.00%
FUND TOTAL	<u>\$ -</u>	<u>\$ -</u>	<u>\$ -</u>	<u>\$ 1,916,692.00</u>	<u>\$ 1,916,692.00</u>	<u>0.00%</u>
<b>FIRE MARSHAL CODE (T2900)</b>						
Fire Marshal	935.80	205.80	2,692.39	646,189.00	643,496.61	0.42%
FUND TOTAL	<u>\$ 935.80</u>	<u>\$ 205.80</u>	<u>\$ 2,692.39</u>	<u>\$ 646,189.00</u>	<u>\$ 643,496.61</u>	<u>0.42%</u>
<b>DISTRICT ATTORNEY JPS CONTRACT (T3000)</b>						
Criminal District Attorney	53,645.57	-	157,737.58	677,804.00	520,066.42	23.27%
FUND TOTAL	<u>\$ 53,645.57</u>	<u>\$ -</u>	<u>\$ 157,737.58</u>	<u>\$ 677,804.00</u>	<u>\$ 520,066.42</u>	<u>23.27%</u>
<b>EMERGENCY SERVICES DISTRICT (T3100)</b>						
Fire Marshal	7,064.41	-	20,698.15	86,100.00	65,401.85	24.04%
FUND TOTAL	<u>\$ 7,064.41</u>	<u>\$ -</u>	<u>\$ 20,698.15</u>	<u>\$ 86,100.00</u>	<u>\$ 65,401.85</u>	<u>24.04%</u>
<b>CSCD BOND SUPERVISION UNIT (T3300)</b>						
Community Supervision	416,842.50	276,642.85	1,462,593.54	5,475,000.00	4,012,406.46	26.71%
FUND TOTAL	<u>\$ 416,842.50</u>	<u>\$ 276,642.85</u>	<u>\$ 1,462,593.54</u>	<u>\$ 5,475,000.00</u>	<u>\$ 4,012,406.46</u>	<u>26.71%</u>
<b>CRIMINAL COURTS DRUG PROGRAM (T3400)</b>						
Criminal Court Administration	2,907.00	10,000.00	13,207.57	24,384.00	11,176.43	54.16%
FUND TOTAL	<u>\$ 2,907.00</u>	<u>\$ 10,000.00</u>	<u>\$ 13,207.57</u>	<u>\$ 24,384.00</u>	<u>\$ 11,176.43</u>	<u>54.16%</u>

**TARRANT COUNTY, TEXAS  
BUDGET REPORT  
FOR THE THREE (3) MONTHS ENDED 12/31/2022**

	CURRENT MONTH EXPENDITURES	ENCUMBRANCES AND COMMITMENTS	TOTAL EXPENDITURES ENCUMBRANCES & COMMITMENTS	TOTAL BUDGET	UNEXPENDED BUDGET	% BUDGET USED
<b>MEDICAL EXAMINER CONFERENCE (T3700)</b>						
Medical Examiner	-	-	-	26,274.00	26,274.00	0.00%
FUND TOTAL	<u>\$ -</u>	<u>\$ -</u>	<u>\$ -</u>	<u>\$ 26,274.00</u>	<u>\$ 26,274.00</u>	<u>0.00%</u>
<b>PMC INSURED - 340B (T4100)</b>						
Public Health	1,158,930.82	1,677,803.89	4,717,864.53	22,074,353.00	17,356,488.47	21.37%
FUND TOTAL	<u>\$ 1,158,930.82</u>	<u>\$ 1,677,803.89</u>	<u>\$ 4,717,864.53</u>	<u>\$ 22,074,353.00</u>	<u>\$ 17,356,488.47</u>	<u>21.37%</u>
<b>MISCELLANEOUS DONATIONS - JUVENILE PROBATION (T5200)</b>						
Juvenile Services	88.23	116.31	1,598.16	22,677.00	21,078.84	7.05%
FUND TOTAL	<u>\$ 88.23</u>	<u>\$ 116.31</u>	<u>\$ 1,598.16</u>	<u>\$ 22,677.00</u>	<u>\$ 21,078.84</u>	<u>7.05%</u>
<b>DONATIONS EMERGENCY MANAGEMENT (T5350)</b>						
County Administrator	-	-	-	7,440.00	7,440.00	0.00%
FUND TOTAL	<u>\$ -</u>	<u>\$ -</u>	<u>\$ -</u>	<u>\$ 7,440.00</u>	<u>\$ 7,440.00</u>	<u>0.00%</u>
<b>MISCELLANEOUS DONATIONS - HUMAN SERVICES (T5600)</b>						
Human Services	596.53	-	9,016.90	24,819.00	15,802.10	36.33%
FUND TOTAL	<u>\$ 596.53</u>	<u>\$ -</u>	<u>\$ 9,016.90</u>	<u>\$ 24,819.00</u>	<u>\$ 15,802.10</u>	<u>36.33%</u>
<b>MISCELLANEOUS DONATIONS - HUMAN SERVICES-RELIANT (T5640)</b>						
Human Services	744.68	-	2,317.61	10,939.00	8,621.39	21.19%
FUND TOTAL	<u>\$ 744.68</u>	<u>\$ -</u>	<u>\$ 2,317.61</u>	<u>\$ 10,939.00</u>	<u>\$ 8,621.39</u>	<u>21.19%</u>
<b>MISCELLANEOUS DONATIONS - HUMAN SERVICES-CIRRO (T5642)</b>						
Human Services	-	-	511.53	1,034.00	522.47	49.47%
FUND TOTAL	<u>\$ -</u>	<u>\$ -</u>	<u>\$ 511.53</u>	<u>\$ 1,034.00</u>	<u>\$ 522.47</u>	<u>49.47%</u>
<b>MISCELLANEOUS DONATIONS - CPS (T5700)</b>						
Child Protective Services	-	-	-	50,160.00	50,160.00	0.00%
FUND TOTAL	<u>\$ -</u>	<u>\$ -</u>	<u>\$ -</u>	<u>\$ 50,160.00</u>	<u>\$ 50,160.00</u>	<u>0.00%</u>
<b>MISCELLANEOUS DONATIONS - HEALTH DEPT (T5800)</b>						
Public Health	-	-	-	31,402.00	31,402.00	0.00%
FUND TOTAL	<u>\$ -</u>	<u>\$ -</u>	<u>\$ -</u>	<u>\$ 31,402.00</u>	<u>\$ 31,402.00</u>	<u>0.00%</u>

**TARRANT COUNTY, TEXAS  
BUDGET REPORT  
FOR THE THREE (3) MONTHS ENDED 12/31/2022**

	<b>CURRENT MONTH EXPENDITURES</b>	<b>ENCUMBRANCES AND COMMITMENTS</b>	<b>TOTAL EXPENDITURES ENCUMBRANCES &amp; COMMITMENTS</b>	<b>TOTAL BUDGET</b>	<b>UNEXPENDED BUDGET</b>	<b>% BUDGET USED</b>
<b>MISCELLANEOUS DONATIONS - VETERAN COURT PROGRAM (T5960)</b>						
Veterans Diversion Court	-	-	-	13,727.00	13,727.00	0.00%
FUND TOTAL	<u>\$ -</u>	<u>\$ -</u>	<u>\$ -</u>	<u>\$ 13,727.00</u>	<u>\$ 13,727.00</u>	<u>0.00%</u>
<b>MISCELLANEOUS DONATIONS - FAMILY COURT SERVICES (T6000)</b>						
Domestic Relations	-	-	-	6,902.00	6,902.00	0.00%
FUND TOTAL	<u>\$ -</u>	<u>\$ -</u>	<u>\$ -</u>	<u>\$ 6,902.00</u>	<u>\$ 6,902.00</u>	<u>0.00%</u>
<b>MISCELLANEOUS DONATIONS - CRCG (T6100)</b>						
Public Assistance	1,225.00	-	6,689.12	43,076.00	36,386.88	15.53%
FUND TOTAL	<u>\$ 1,225.00</u>	<u>\$ -</u>	<u>\$ 6,689.12</u>	<u>\$ 43,076.00</u>	<u>\$ 36,386.88</u>	<u>15.53%</u>
<b>MISCELLANEOUS DONATIONS - PEACE OFFICER MEMORIAL (T6200)</b>						
Buildings	-	-	-	100,021.00	100,021.00	0.00%
FUND TOTAL	<u>\$ -</u>	<u>\$ -</u>	<u>\$ -</u>	<u>\$ 100,021.00</u>	<u>\$ 100,021.00</u>	<u>0.00%</u>
<b>ATTF RENTAL ASSOC DONATION (T6500)</b>						
Sheriff	-	-	-	280.00	280.00	0.00%
FUND TOTAL	<u>\$ -</u>	<u>\$ -</u>	<u>\$ -</u>	<u>\$ 280.00</u>	<u>\$ 280.00</u>	<u>0.00%</u>
<b>SHERIFF'S EMPLOYEE RECOGNITION AND AWARD (T7000)</b>						
Sheriff	-	-	-	1,456.00	1,456.00	0.00%
FUND TOTAL	<u>\$ -</u>	<u>\$ -</u>	<u>\$ -</u>	<u>\$ 1,456.00</u>	<u>\$ 1,456.00</u>	<u>0.00%</u>
<b>CONTRACT ELECTIONS (T7100)</b>						
Elections Administration	-	-	3,895.33	423,885.00	419,989.67	0.92%
FUND TOTAL	<u>\$ -</u>	<u>\$ -</u>	<u>\$ 3,895.33</u>	<u>\$ 423,885.00</u>	<u>\$ 419,989.67</u>	<u>0.92%</u>
<b>ELECTIONS CHAPTER 19 (T7300)</b>						
Elections Administration	-	-	-	522,541.00	522,541.00	0.00%
FUND TOTAL	<u>\$ -</u>	<u>\$ -</u>	<u>\$ -</u>	<u>\$ 522,541.00</u>	<u>\$ 522,541.00</u>	<u>0.00%</u>
<b>OPIOID EPIDEMIC SETTLEMENT (T8500)</b>						
Non-Departmental	-	-	-	521,816.00	521,816.00	0.00%
FUND TOTAL	<u>\$ -</u>	<u>\$ -</u>	<u>\$ -</u>	<u>\$ 521,816.00</u>	<u>\$ 521,816.00</u>	<u>0.00%</u>