



COMMISSIONERS COURT
COMMUNICATION

REFERENCE NUMBER

PAGE 1 OF

14

DATE:

12/13/2022

(Receive & file)

SUBJECT: **DISCUSSION AND POSSIBLE ACTION REGARDING ACTIVITIES ASSOCIATED WITH THE IMPACT OF THE CORONAVIRUS (COVID-19) ON TARRANT COUNTY CITIZENS, BUSINESSES AND COUNTY GOVERNMENT OPERATIONS**

COMMISSIONERS COURT ACTION REQUESTED

It is requested that the Commissioners Court review and consider reports provided by staff as part of COVID-19 efforts and take action as necessary.

BACKGROUND

Staff will provide an update on the County's COVID-19 response.

Any reports and/or presentations will be provided to the Commissioners Court prior to the Commissioners Court meeting.

FISCAL IMPACT

There is no fiscal impact associated with this item.

SUBMITTED BY: Administrator's Office

PREPARED BY:
APPROVED BY:

Kadey E. Heidrich





Tarrant County COVID-19 Recovery Report

Administrator's Office

December 12, 2022

Reporting Period: Dec. 5 – Dec. 11

Summary

The Tarrant County COVID-19 Recovery Report provides information on current and upcoming COVID-related programs administered by the County. Additional information will be provided as new programs are implemented. Information related to grant funding applications and awards is also included. The Tarrant County COVID-19 Recovery Report is provided to the Commissioners Court and the public on Tuesdays. Programs currently administered by the County include:

Calls for Proposals: Community Programs

Small Business Workforce Recovery Grant Program

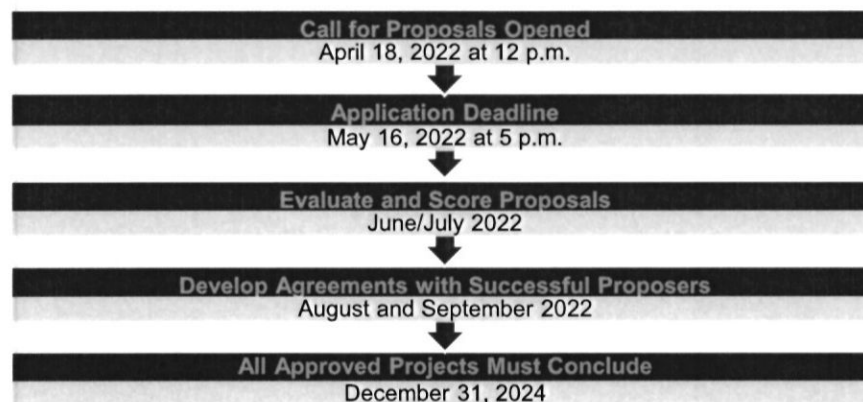
Emergency Rental Assistance Program

COVID-19 Vaccination Program

COVID-19 Testing Program

Call for Proposals: Community Programs

Tarrant County requested proposals for projects from nonprofit, local government, and quasi-governmental agencies that respond to the focus areas and goals guiding the County's response to the COVID-19 pandemic. Proposals were accepted in the following areas: Improve Public Health and Wellness; Revitalize the Economy; and Strengthen the Community. The application window closed on May 16 at 5 p.m. 131 applications from 95 organizations were received with a total request amount of \$208 million. Funding recommendations for 35 projects totaling \$35.5 million were approved by Commissioners Court on July 26. A complete list of funded projects is available in Appendix A.





Tarrant County Small Business Workforce Recovery Grant Program

The Tarrant County Commissioners Court allocated \$25 million in federal American Rescue Plan Act (ARPA) funding to assist small businesses impacted by COVID-19 with workforce recovery, retention, recruitment, training, and development efforts. Impacted for-profit and non-profit small businesses that had 50 or fewer employees during the First Quarter of 2020 can apply for grants up to \$27,500 based on eligibility requirements and employee count. Grant applications opened at noon on July 11 and at 5 p.m. on August 31. A map of applications by city is available in Appendix D. The first group of grant awards was approved and distributed on August 9 and continue to be awarded weekly as applications are reviewed and processed.

Total Applications Received as of 12/09/2022		5,899
Initial Reviews Completed		5,899
Applications with Missing Payment Documents		388
Applications Eligible for Payment		
Applications		2,477
Award Total		\$16,146,500
Percentage of Minority, Women or Veteran Owned Businesses		
Approved Applications		55%

Applications by City			
Cities	Applications	Cities	Applications
Fort Worth	2,166	Benbrook	29
Arlington	1,420	Haslet	28
Grand Prairie	277	Azle	18
Mansfield	237	Richland Hills	18
Eules	175	Lake Worth	16
North Richland Hills	174	Dalworthington Gardens	14
Keller	160	White Settlement	10
Hurst	153	Everman	8
Bedford	123	Blue Mound	7
Haltom City	121	Trophy Club	4
Southlake	114	Sansom Park	3
Grapevine	97	Flower Mound	2
Colleyville	94	Lakeside	2
Saginaw	48	Newark	2
Watauga	47	River Oaks	2
Burleson	45	Edgecliff Village	1
Crowley	44	Westlake	0
Forest Hill	41	Westover Hills	0
Pantego	40	Pelican Bay	0
Kennedale	30	Westworth Village	0



Tarrant County Emergency Rental Assistance Program

Payment Status		
Status	Households	Payments
Total Paid to Date	2,375	\$25,445,317
Total Pending Court Approval (12/13/2022)	48	\$351,049
Total Assistance Disbursed After Approval	2,404	\$25,796,366
Total Unpaid Obligation 12 months**	1,395	\$10,938,549
Total Paid + Unpaid Obligation***		\$36,734,915
Payments By Type		
Payment Type		Total Amount
Rent		\$24,801,256
Utilities		\$644,061
Total		\$25,445,317
Application Status		
Status		Total
Approved/Paid Households		2,375
Applications Under Review		9
Ineligible Applications		2,955
Ineligible Applicants		
Reason		Total
Denied Area		2,286
Denied Income		108
TRR Withdrawn		382
Self-Withdrawn		179
Total		2,955
Lease Incentive Program		
Status	Households	Payments
Total Paid to Date	71	\$244,583
Total Pending Court Approval (12/13/2022)	5	\$14,134

Data as of 12/12/2022

*Note: Of the 48 households with payments pending court approval, 19 have previously received assistance and 29 are receiving assistance for the first time. Each household is reflected only once in the total.

**Note: The unpaid obligation amount assumes 12 months of assistance for households that are currently being served by ERAP.

***Note: As of 4/30/22, the program is no longer accepting new applications to ensure funds remain to satisfy current obligations.

Countywide Emergency Rental Assistance

Service Area	Local Program		State TRR Program****		Total	
	Expended	Households	Expended	Households	Expended	Households
Arlington*	\$23,739,321	2,033	\$59,819,600	11,424	\$83,558,920	13,457
Fort Worth**	\$52,206,198	7,021	\$93,798,676	17,927	\$146,004,874	24,948
Tarrant County***	\$25,445,317	2,375	\$88,797,639	15,519	\$114,242,956	17,894
Total	\$101,390,836	11,429	\$242,415,914	44,870	\$343,806,750	56,299

*Data from the City of Arlington as of 11/21/2022. **Data from the City of Fort Worth as of 11/28/2022. ***Data from Tarrant County as of 12/12/2022. ****Data from TRR (state) as of 12/09/2022. TRR has stopped updating information on a weekly basis.

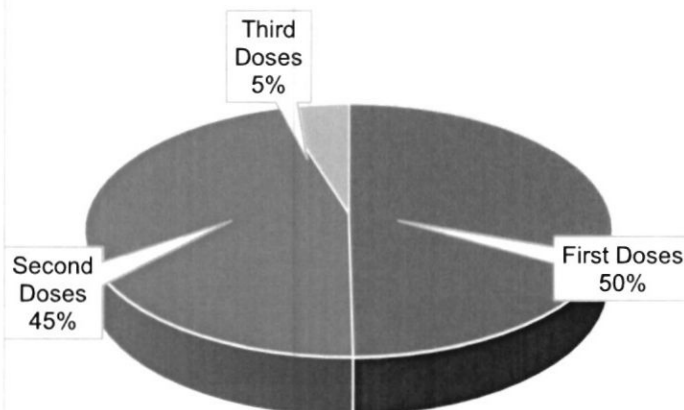


Tarrant County Public Health (TCPH) COVID-19 Vaccination Program

The tables and graphs below illustrate Tarrant County vaccination data beginning December 2020. Some of the data below displays doses directly administered by TCPH and does not reflect the total number of vaccinations administered by contractual and clinical partners. Information about COVID-19 vaccination sites and hours of operation can be found at <https://www.tarrantcounty.com/vaccinefinder>.

TCPH Vaccine Distribution

Total Doses: 458,810



■ First Doses ■ Second Doses ■ Third Doses

Dose Type	Doses Directly Administered by TCPH
First Dose	228,270
Second Dose	208,393
Third Dose	22,126
Total Doses	458,810

Total Vaccines Administered in Tarrant County

3,615,947

Fully Vaccinated Individuals in Tarrant County

1,397,311

TCPH Vaccine Doses by Week (November 14 to December 11)

Week	First Doses	Second Doses	Third Doses	Total Weekly Doses
11/14/22 - 11/20/22	43	24	206	740
11/21/22 - 11/27/22	17	10	105	433
11/28/22 - 12/04/22	52	21	296	352
12/05/22 - 12/11/22	40	24	213	277
Total Doses	152	79	820	1,051

COVID-19 Testing Program

Testing is available on Mondays and Thursdays at: Southwest Public Health Center, 6551 Granbury Road, Fort Worth, TX, 76133. For more detailed information, please visit www.tarrantcounty.com/covidtesting.



Tarrant County Grants

The County has applied for and received several federal and state grants to assist in the response to and recovery from the COVID-19 pandemic. See Appendix B for detailed accounts of grants already received. See Appendix C for lists of grants applied for but not yet awarded. The table below provides a broad overview of the financial data included in the appendices.

Category	Awarded	Encumbered and Spent
Coronavirus Relief Fund (CRF)	\$209,816,857	\$209,816,857
American Rescue Plan Act (ARPA)	\$408,388,891	\$206,998,257
Funding Awarded from Agencies (Accepted in Court)	\$126,552,224	\$73,775,887
Grants Awarded (Not Yet Accepted in Court)	\$2,439,461	\$9,844,379
Applications Submitted (Not Yet Awarded)	\$7,400,000	-
TOTAL	\$754,597,433	\$500,435,380

Other Recovery Updates

Small Business

- The Tarrant County Small Business Workforce Recovery Grant program opened to applications on Monday, July 11 at noon and closed on August 31 at 5 p.m. The initial review of applications is complete. Applications are being reviewed and awarded on a rolling basis. Staff will provide weekly updates to Commissioners Court.

Childcare

- A subrecipient agreement with Child Care Associates (CCA) for the first two strategies of the County's \$45 million child care program was approved by Commissioners Court on August 2. A Request for Applications for these strategies was issued by CCA on September 20 with an October 20 deadline. Responses were evaluated and 20 child care provider businesses were notified of selection on Monday, November 7.

Housing

- On August 16, Commissioners Court approved \$32.5 million in ARPA funds for permanent supportive, supportive and deeply affordable housing development. A Request for Proposals (RFP) was released on October 3 and 9 proposals were submitted by the November 11 first-round deadline. The proposals will be evaluated for ARPA eligibility and a committee will score each proposal. The first round of funding recommendations will be presented to Commissioners Court for consideration on December 13.

Innovative Emergency Management (IEM)

- IEM continues to work with staff on Phase 3 of Tarrant County's ARPA-FRF Program. Current activities include: Small Business Workforce Recovery Grant Program and public-facing reporting.



Appendix A: ARPA Call for Proposals

Funding Awarded- Grants Received from Agencies and Accepted by Commissioner's Court

Project Name	Organization	Requested	Recommended	Anticipated Match
Capital Funding for the Purchase and Construction	6 Stones Mission Network	\$6,967,102	\$2,000,000	\$4,220,898.00
Seasoned Survivors	AIDS Outreach Center	\$1,000,000	\$1,000,000	-
Alliance Afterschool	Alliance Child & Family Solutions	\$600,112	\$600,112	\$131,162.00
Help and Hope Mobile Farmer's Market	Arlington Charities, Inc.	\$242,000	\$242,000	-
Improving Access to Heart Health Services	Black Heart Association	\$210,000	\$210,000	-
Mobile Clubhouse Experience	Boys & Girls Clubs of Greater Tarrant County	\$298,058	\$298,058	\$150,000.00
Camp Fire's Early Education Apprenticeship Program (EEAP)	Camp Fire First Texas	\$1,368,008	\$1,368,008	\$959,341.00
COVID19 Emergency Funding and Transportation Assistance	Cancer Care Services	\$283,500	\$283,500	\$10,000.00
Arlington Public Library Homebound Service	City of Arlington - Arlington Public Library	\$298,404	\$298,404	\$23,546.00
Tyre Park Phase II Renovation	City of Grand Prairie	\$2,000,000	\$2,000,000	\$2,000,000.00
Support of Communities In Schools for expansion	Communities In Schools of Greater Tarrant County, Inc.	\$351,090	\$351,090	-
Food Pantry Expansion and Direct Service	Community Enrichment Center	\$814,980	\$814,980	\$162,996.00
Community Food Bank - Broaden Fresh Foods	Community Food Bank, Inc.	\$215,846	\$215,846	-
Empowered Girls - Healthy, Educated & Independent	Girls Inc. of Tarrant County	\$455,167	\$455,167	\$822,500.00
GRACE Food Pantry	Grapevine Relief And Community Exchange (GRACE)	\$267,536	\$267,536	-
Lifeline Friendly Visitors	Guardianship Services, Inc.	\$296,156	\$296,156	-
Health Care Now – Expanding Access to Health Insurance	HELP Center for LGBT Health & Wellness	\$798,259	\$798,259	\$1,055,874.00
Bilingual Dementia Educator	James L. West Center for Dementia Care	\$272,947	\$272,947	\$42,750.00
Lena Pope Cares- Substance Abuse	Lena Pope	\$141,700	\$141,700	\$32,277.00
Second Opportunity for Success	Lena Pope	\$383,174	\$383,174	-



Wraparound Services to Build Youth Resilience	Lena Pope	\$481,660	\$481,660	\$111,623.00
Pathways to Hope for Child Witnesses	One Safe Place	\$348,219	\$348,219	-
UpSpire Supportive Employment Enterprise	Presbyterian Night Shelter	\$1,381,198	\$1,381,198	\$1,750,000.00
Healthy Aging and Community Reengagement of the Elderly	Sixty & Better	\$570,700	\$570,700	\$110,000.00
Tarrant Area Food Bank Capacity Building	Tarrant Area Food Bank	\$4,800,000	\$4,800,000	\$3,000,000.00
Tarrant County Together	Tarrant County Together	\$1,000,000	\$1,000,000	\$300,000.00
Culinary Workforce Development Program Expansion	Taste Project	\$388,664	\$388,664	\$388,664.00
Good for You Pantry (GFYP) Program	Texas Health Research and Education Institute	\$646,481	\$646,481	\$275,000.00
76104 Community-Based Doula to Reduce Maternal Mortality	United Way of Tarrant County	\$2,397,391	\$1,960,007	-
BRAVER Businesses in 76104	United Way of Tarrant County	\$1,878,126	\$1,000,000	-
Collaborative Approach to Reduce Social Isolation	United Way of Tarrant County w/Area Agency on Aging	\$795,525	\$700,000	-
One Second Collaborative to Address... Gun Violence*	United Way of Tarrant County*	\$1,926,135	\$1,926,135	\$2,890,408.00
HSC Next SBIR Phase 0 Program	University of North Texas Health Science Center	\$2,464,650	\$2,000,000	-
Eastside YMCA - Investing in Community	YMCA of Metropolitan Fort Worth	\$7,600,000	\$3,500,000	\$2,430,055.00
Northwest YMCA	YMCA of Metropolitan Fort Worth	\$9,850,000	\$2,500,000	\$5,000,000.00
Total		\$53,792,787	\$35,500,000	\$25,867,094

*Note: Contingent upon approval of additional funding request by the City of Fort Worth.



Appendix B: Grants Received

Funding Awarded- Grants Received from Agencies and Accepted by Commissioner's Court

Grant Description	County Dept	Awarded	Encumbered or Spent	Funds Received
DHHS/HRSA-RW HIV/AIDS Part A COVID-19 Response**	Administrator-HIV	\$272,626	\$272,626	\$272,626
DHHS/HRSA-RW HIV/AIDS Part C COVID-19 Response**	Administrator-HIV	\$137,744	\$124,279	\$124,279
DHHS/HRSA-RW HIV/AIDS Part D COVID-19 Response**	Administrator-HIV	\$37,633	\$36,492	\$36,492
DSHS - HOWPA**	Administrator-HIV	\$25,000	\$25,000	\$25,000
DSHS WIC - COVID Funding Allocation**	Public Health	\$43,084	\$42,714	\$42,714
DSHS-CPS - COVID-19	Public Health	\$559,225	\$559,170	\$538,819
DSHS-CPS - COVID-19	Public Health	\$3,013,997	\$3,013,997	\$2,799,377
DSHS-IDCU/COVID-19	Public Health	\$6,254,460	\$3,648,361	\$2,813,988
DSHS COVID-19 Vaccination Projects Round 3	Public Health	\$12,349,513	\$4,244,752	\$3,377,637
UNTHSC-Knowledge-to-Action COVID-19***	Public Health	\$44,000	\$38,484	\$38,484
CDC National Initiative to Address COVID-19 Health Disparities	Public Health	\$27,241,785	\$15,463,344	\$10,913,987
DSHS CDC Co-Ag: Public Health Workforce Funding	Public Health	\$1,500,000	\$1,209,323	\$330,048
DSHS COVID-19 Vaccination Projects Round 4	Public Health	\$14,666,303	\$1,512,100	\$988,716
CJD-BJA Coronavirus Emergency Supp Funding Program**	Budget/Sheriff	\$4,166,506	\$4,166,506	\$4,166,506
HUD CDBG-CARES	Community Dev.	\$6,430,388	\$2,325,044	\$1,744,073
HUD Emergency Solutions Grant (ESG)-CARES	Community Dev.	\$4,059,159	\$3,810,669	\$2,424,638
HUD HOPWA-CARES	Community Dev.	\$106,043	\$99,954	\$4,195
TDHCA CDBG TERAP	Community Dev.	\$1,150,787	\$124,431	\$124,431
TDHCA Emergency Solution Grant (ESG)-CARES	Community Dev.	\$2,000,000	\$0	\$0
TREASURY -Emergency Rental Assistance 1*	Budget/Admin	\$9,281,300	\$9,281,300	\$9,281,300



TREASURY -Emergency Rental Assistance 2*	Budget/Admin	\$26,407,662	\$18,521,389	\$26,407,662
BJA Coronavirus Emergency App Funding Pgm **	Budget/Sheriff	\$58,008	\$57,983	\$57,983
HAVA 2020 CARES ACT - (20% Match Required)*	Elections	\$1,764,171	\$1,764,171	\$1,764,171
Center for Tech and Civil Life*	Elections	\$1,678,523	\$1,666,771	\$1,666,771
HUD-Section 8 - Emergency Housing Voucher Program (HAP)	Housing	\$747,276	\$444,827	\$547,330
HUD-CARES Act Funding for Section-8*	Housing	\$929,650	\$929,650	\$929,650
HUD-CARES Act Funding for Mainstream Voucher Program*	Housing	\$229,322	\$190,160	\$117,063
HUD-HCV CARES FUNDS ACT (HAP) Funding for Section-8	Housing	\$980,868	-	\$980,868
HUD-Section 8 - Emergency Housing Voucher Program (Preliminary Fees)	Housing	\$34,000	\$28,760	-
HUD-Section 8 - Emergency Housing Voucher Program (Service Fees)	Housing	\$297,500	\$117,461	-
HUD-Section 8 - Emergency Housing Voucher Program (Administrative Fees)	Housing	\$85,692	\$56,167	\$28,569
Total		\$126,552,224	\$73,775,887	\$72,547,378

*Note: Grant funds were received in advance.

**Note: Completed and all funds have been received.



Appendix C: Grants Not Yet Awarded

Grants Awarded by Agencies, Not Yet Accepted by Commissioners Court

Grant Description	County Dept	Awarded	Encumbered or Spent	Funds Received
FEMA – COVID 2020 (3/1/20 – 6/3/20)	Budget	\$2,439,461	\$2,439,461	\$2,439,461
FEMA – COVID 2020 (9/15/20 – 12/31/20)	Budget	-	\$130,034	-
FEMA – VACCINATION (2/9/21– 12/31/21)	Budget	-	\$7,274,883	-
Total Funds Expected to be Accepted		\$2,439,461	\$9,844,379	\$2,439,461

Applications Submitted- Not Yet Awarded by Agency

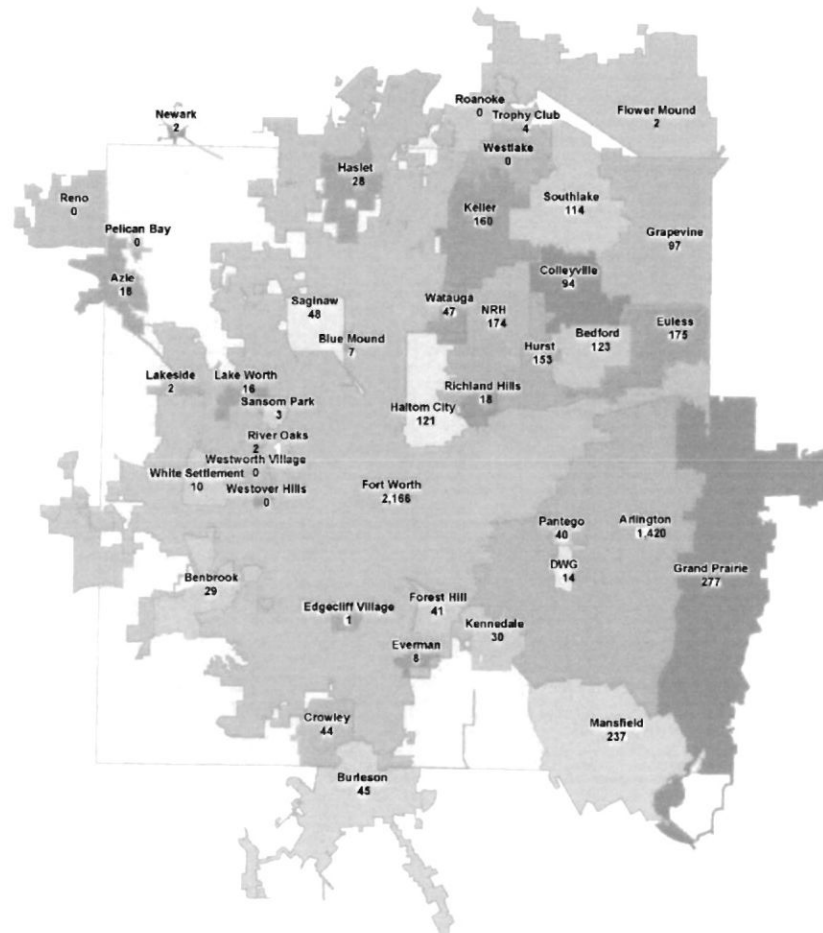
Grant Description	County Dept	Awarded	Encumbered or Spent	Funds Received
DSHS Advancing Health Literacy	Public Health	\$4,000,000	-	-
NACCHO COVID-19 Prevention & Mitigation Strategies	Public Health	\$175,000	-	-
NACCHO Building Local Operational Capacity for COVID-19	Public Health	\$100,000	-	-
CDC Closing the Gap with Social Determinants	Public Health	\$125,000	-	-
CDC Community Health Workers & Resilient Communities	Public Health	\$3,000,000	-	-
Total Funds Requested		\$7,400,000	-	-



Appendix D: Map of Applications by City



Small Business Workforce Recovery Grant | Applications by City



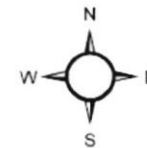


Appendix E: Countywide Map of Applications



Tarrant County ARPA

County View



Legend

ApprovedNotApproved

- Approved (2,843)
- Not Approved
- Waiting for Review

□ Tarrant County

0 2 4 8 Miles



13 December, 2022

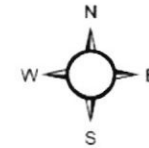


Appendix F: Countywide Map of Awarded Applications



Tarrant County ARPA

County View



Legend

- Approved Applicants (2,643)
- TarrantCounty

Total: \$17,131,000

0 2 4 8 Miles



13 December, 2022

