

TCPH Briefing on Current and Emerging Health Issues, March 8, 2022

Veerinder (Vinny) Taneja, MBBS; MPH
Public Health Director



Updated: March 7, 2022



COVID Trends in Tarrant County



Tarrant County COVID-19

Statistics

Date Updated:
Monday, March 07, 2022

Total Cases

559,334

Deaths

5,702

Recovered

543,856

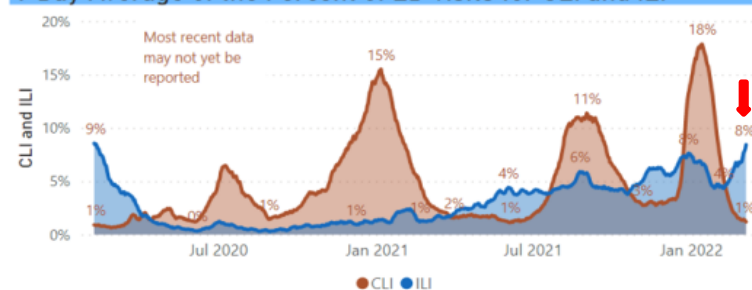
Community Spread Level

MODERATE

7 Day Average of the Percent of Positive COVID-19 Tests



7 Day Average of the Percent of ED visits for CLI and ILI



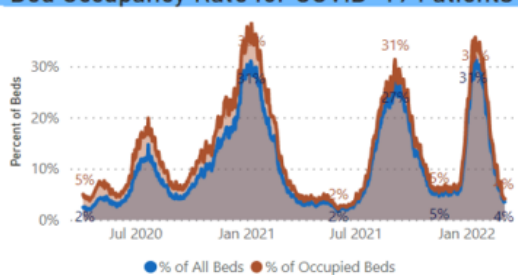
Situational Awareness Alert

- Seasonal Flu at it's peak in TC
- Positivity rate ~ 15%
- If symptomatic
 - More likely to have Flu than COVID
 - Get tested for Flu
 - Start Tamiflu early
- COVID Testing and Vaccination demand is super low
- Scaling down operations

Beds Occupied by COVID-19 Patients, TSA-E



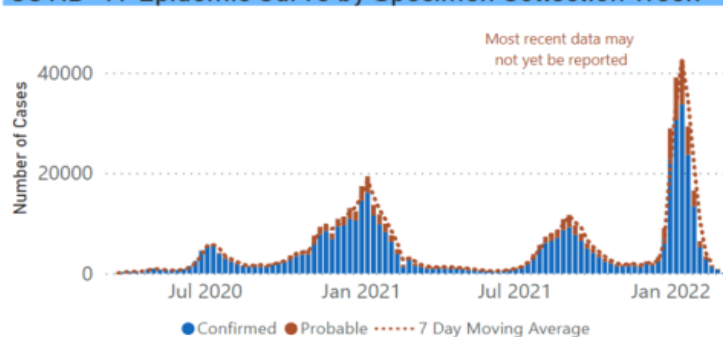
Bed Occupancy Rate for COVID-19 Patients



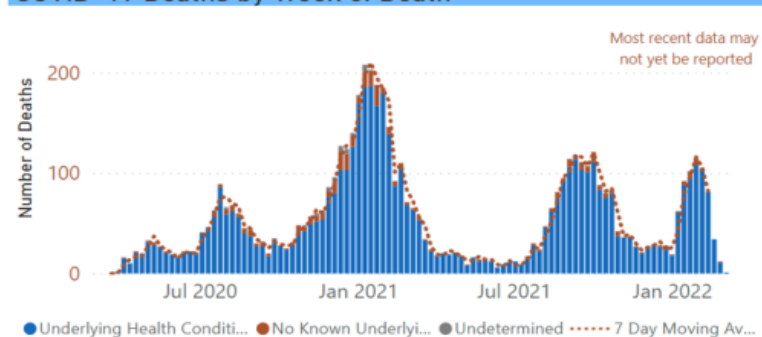
Cases per 100,000 Residents



COVID-19 Epidemic Curve by Specimen Collection Week



COVID-19 Deaths by Week of Death



Measuring the Spread of the Virus

Week Ending Saturday, March 5th, 2022

$R(t)$ is the number of people that one infected person will pass on the virus to, on average

- $R(t) < 1$: Virus spread is decreasing
- $R(t) = 1$: Virus spread is stable
- $R(t) > 1$: Virus spread is increasing

0.60
 $R(t)$

References/Sources

- [COVID-19 by County | CDC](#)
- [COVID Data Tracker Weekly Review | CDC](#)
- [COVIDtests.gov](#)
- [Tarrantcounty.com/coronavirus](#)
- [Tarrantcounty.com/vaccinefinder](#)
- [Tarrantcounty.com/covidtesting](#)
- [Coronavirus Disease 2019 \(COVID-19\) | CDC](#)
- [Flu | Activity Report 2021-2022 \(state.tx.us\)](#)

Main Address:

1101 S. Main Street
Fort Worth, TX 76104

Phone:

817-321-4700

Website:

health.tarrantcounty.com

Social Media:

