

---


# COUNTY AUDITOR

**TARRANT COUNTY FINANCIAL STATEMENTS**  
**FOR THE MONTH OF NOVEMBER 2019**



**TARRANT COUNTY, TEXAS**

---



**TARRANT COUNTY**  
TARRANT COUNTY ADMINISTRATION BUILDING - ROOM 506  
100 E. WEATHERFORD  
FORT WORTH, TEXAS 76196-0103  
817/884-1205  
Fax 817/884-1104

S. RENEE TIDWELL, CPA  
COUNTY AUDITOR  
rtidwell@tarrantcounty.com

VINCE CRUZ JR.  
FIRST ASSISTANT COUNTY AUDITOR  
vcruz@tarrantcounty.com

March 17, 2020

The Honorable District Judges  
The Honorable Commissioners Court  
Tarrant County, Texas

RE: County Auditor's November 2019 Financial Reports

I herewith submit the financial report of Tarrant County, Texas as of and for the two months ending November 30, 2019. The audit is not complete for the year ended September 30, 2019 therefore, there may be changes to the beginning balances in future reports.

If you have any questions concerning this report or the financial well-being of the County, please call.

Sincerely,

A large black rectangular box redacting the signature of S. Renee Tidwell.

S. Renee Tidwell, CPA  
County Auditor

**TARRANT COUNTY, TEXAS**  
**COMBINED BALANCE SHEET**  
**GOVERNMENTAL FUNDS**  
**AS OF 11/30/2019**

COMBINED TOTAL		GENERAL	ROAD & BRIDGE	DEBT SERVICE
<b>ASSETS</b>				
\$309,932,702.70	CASH AND INVESTMENTS	\$60,903,146.16	\$12,654,521.25	\$4,029,421.56
439,318,061.46	TAXES RECEIVABLE (NET)	407,742,064.54	6,977.06	31,569,019.86
13,532,625.13	OTHER RECEIVABLES (NET)	5,919,236.12	182,429.17	327,197.39
3,420,154.32	FEE OFFICE RECEIVABLE	3,420,154.32	0.00	0.00
10,260,500.36	DUE FROM OTHER FUNDS	10,260,500.36	0.00	0.00
606,576.89	ADVANCE TO ENTERPRISE FUND	0.00	0.00	0.00
1,906,615.41	PREPAID EXPENSES AND INVENTORY	785,149.29	901,740.17	0.00
<u>\$778,977,236.27</u>	<b>TOTAL ASSETS</b>	<u>\$489,030,250.79</u>	<u>\$13,745,667.65</u>	<u>\$35,925,638.81</u>
<b>LIABILITIES</b>				
\$7,322,305.50	ACCOUNTS PAYABLE	\$3,758,492.36	\$198,267.32	\$0.00
21,784,739.55	OTHER LIABILITIES	17,300,434.93	623,106.59	0.00
10,260,500.36	DUE TO OTHER FUNDS	0.00	0.00	0.00
4,491,445.32	UNEARNED REVENUE	0.00	0.00	0.00
43,858,990.73	<b>TOTAL LIABILITIES</b>	21,058,927.29	821,373.91	0.00
<b>DEFERRED INFLOWS OF RESOURCES</b>				
439,318,061.46	UNAVAILABLE REVENUE - PROPERTY TAXES	407,742,064.54	6,977.06	31,569,019.86
3,420,154.32	UNAVAILABLE REVENUE - FEE OFFICE	3,420,154.32	0.00	0.00
2,045,149.67	UNAVAILABLE REVENUE - OTHER	408,040.00	0.00	0.00
444,783,365.45	<b>TOTAL DEFERRED INFLOWS OF RESOURCES</b>	411,570,258.86	6,977.06	31,569,019.86
<b>FUND BALANCES</b>				
290,334,880.09	<b>FUND BALANCES</b>	56,401,064.64	12,917,316.68	4,356,618.95
290,334,880.09	<b>TOTAL FUND BALANCES</b>	56,401,064.64	12,917,316.68	4,356,618.95
<u>\$778,977,236.27</u>	<b>TOTAL LIABILITIES, DEFERRED INFLOWS OF RESOURCES, AND FUND BALANCES</b>	<u>\$489,030,250.79</u>	<u>\$13,745,667.65</u>	<u>\$35,925,638.81</u>

CAPITAL PROJECTS	GRANT FUNDS	OTHER GOVERNMENTAL FUNDS
\$149,143,914.86	\$11,294,337.33	\$71,907,361.54
0.00	0.00	0.00
17,337.39	5,307,064.67	1,779,360.39
0.00	0.00	0.00
0.00	0.00	0.00
606,576.89	0.00	0.00
0.00	101,808.77	117,917.18
<u>\$149,767,829.14</u>	<u>\$16,703,210.77</u>	<u>\$73,804,639.11</u>
\$2,046,363.80	\$254,658.39	\$1,064,523.63
12,531.57	1,788,534.96	2,060,131.50
0.00	10,168,572.10	91,928.26
0.00	4,491,445.32	0.00
<u>2,058,895.37</u>	<u>16,703,210.77</u>	<u>3,216,583.39</u>
0.00	0.00	0.00
0.00	0.00	0.00
0.00	0.00	1,637,109.67
0.00	0.00	1,637,109.67
<u>147,708,933.77</u>	<u>0.00</u>	<u>68,950,946.05</u>
<u>147,708,933.77</u>	<u>0.00</u>	<u>68,950,946.05</u>
<u>\$149,767,829.14</u>	<u>\$16,703,210.77</u>	<u>\$73,804,639.11</u>

**TARRANT COUNTY, TEXAS**  
**COMBINED STATEMENT OF REVENUES AND EXPENDITURES**  
**AND CHANGES IN FUND BALANCE**  
**GOVERNMENTAL FUNDS**  
**FOR THE TWO (2) MONTHS ENDED 11/30/2019**

<u>COMBINED TOTAL</u>		<u>GENERAL</u>	<u>ROAD &amp; BRIDGE</u>	<u>DEBT SERVICE</u>
<b>REVENUES:</b>				
\$43,312,011.93	TAXES, LICENSES AND PERMITS	\$40,220,288.78	\$43.89	\$3,091,179.26
11,216,565.83	FEES OF OFFICE	5,927,552.49	2,567,730.00	0.00
616,264.52	FINES	616,264.52	0.00	0.00
15,324,835.87	INTERGOVERNMENTAL	3,208,668.28	30,427.39	0.00
986,975.15	INVESTMENT INCOME	252,038.45	37,710.89	6,828.89
<u>2,082,372.61</u>	MISCELLANEOUS	<u>1,285,251.95</u>	<u>49,759.96</u>	<u>0.00</u>
73,539,025.91	TOTAL REVENUES	51,510,064.47	2,685,672.13	3,098,008.15
<b>EXPENDITURES:</b>				
<b>CURRENT:</b>				
24,851,146.90	GENERAL GOVERNMENT	22,896,217.10	632,029.67	0.00
24,662,786.94	PUBLIC SAFETY	23,270,501.15	0.00	0.00
30,873,952.74	JUDICIAL	28,960,498.04	0.00	0.00
15,760,571.23	COMMUNITY SERVICES	889,166.54	0.00	0.00
3,348,513.51	TRANSPORTATION	0.00	3,348,513.51	0.00
3,214,363.96	CAPITAL/CONSTRUCTION	0.00	0.00	0.00
<u>3,800.00</u>	DEBT SERVICE	<u>0.00</u>	<u>0.00</u>	<u>3,800.00</u>
<u>102,715,135.28</u>	TOTAL EXPENDITURES	<u>76,016,382.83</u>	<u>3,980,543.18</u>	<u>3,800.00</u>
(29,176,109.37)	EXCESS (DEFICIT) OF REVENUES OVER EXPENDITURES	(24,506,318.36)	(1,294,871.05)	3,094,208.15
<b>OTHER FINANCING SOURCES (USES):</b>				
9,243,553.72	OPERATING TRANSFERS IN	101,864.21	1,915,797.20	0.00
<u>(9,618,553.72)</u>	OPERATING TRANSFERS OUT	<u>(8,947,788.20)</u>	<u>0.00</u>	<u>0.00</u>
(29,551,109.37)	EXCESS (DEFICIT ) OF REVENUES AND OPERATING TRANSFERS OVER EXPENDITURES	(33,352,242.35)	620,926.15	3,094,208.15
<b>FUND BALANCES:</b>				
<u>319,885,989.46</u>	BEGINNING OF PERIOD	<u>89,753,306.99</u>	<u>12,296,390.53</u>	<u>1,262,410.80</u>
<u>\$290,334,880.09</u>	END OF PERIOD	<u>\$56,401,064.64</u>	<u>\$12,917,316.68</u>	<u>\$4,356,618.95</u>

CAPITAL PROJECTS	GRANT FUNDS	OTHER GOVERNMENTAL FUNDS
\$0.00	\$0.00	\$500.00
0.00	146,221.48	2,575,061.86
0.00	0.00	0.00
0.00	11,976,148.13	109,592.07
448,988.09	29,153.87	212,254.96
6,250.94	24,751.39	716,358.37
455,239.03	12,176,274.87	3,613,767.26
0.00	65,520.01	1,257,380.12
0.00	495,615.73	896,670.06
0.00	1,480,087.34	433,367.36
0.00	9,878,223.78	4,993,180.91
0.00	0.00	0.00
2,798,520.12	256,828.01	159,015.83
0.00	0.00	0.00
2,798,520.12	12,176,274.87	7,739,614.28
(2,343,281.09)	0.00	(4,125,847.02)
6,133,849.00	19,901.31	1,072,142.00
0.00	(19,901.31)	(650,864.21)
3,790,567.91	0.00	(3,704,569.23)
143,918,365.86	0.00	72,655,515.28
\$147,708,933.77	\$0.00	\$68,950,946.05

**TARRANT COUNTY, TEXAS**  
**STATEMENT OF NET POSITION**  
**PROPRIETARY FUNDS**  
**AS OF 11/30/2019**

<u>COMBINED TOTAL</u>		<u>ENTERPRISE</u>	<u>INTERNAL SERVICE</u>
<b>ASSETS</b>			
\$30,559,166.63	CASH AND INVESTMENTS	\$3,074,803.48	\$27,484,363.15
2,603,092.56	OTHER RECEIVABLES (NET)	47,610.13	2,555,482.43
245,682.79	PREPAID EXPENSES AND INVENTORY	4,682.79	241,000.00
<u>4,102,594.07</u>	FIXED ASSETS (NET)	<u>4,102,594.07</u>	<u>0.00</u>
<u>37,510,536.05</u>	TOTAL ASSETS	<u>7,229,690.47</u>	<u>30,280,845.58</u>
<b>DEFERRED OUTFLOWS OF RESOURCES</b>			
111,906.00	PENSION CONTRIBUTIONS AFTER MEASUREMENT DATE	111,906.00	0.00
239,259.00	DIFFERENCE IN PROJECTED & ACTUAL PENSION EARNINGS	239,259.00	0.00
21,226.00	CHANGES IN PENSION ASSUMPTIONS	21,226.00	0.00
<u>24,849.00</u>	OPEB CONTRIBUTIONS AFTER MEASUREMENT DATE	<u>24,849.00</u>	<u>0.00</u>
<u>397,240.00</u>	TOTAL DEFERRED OUTFLOWS OF RESOURCES	<u>397,240.00</u>	<u>0.00</u>
<b>LIABILITIES</b>			
1,603,275.39	ACCOUNTS PAYABLE	71,415.27	1,531,860.12
13,106,060.41	OTHER LIABILITIES	38,300.93	13,067,759.48
606,576.89	ADVANCE FROM CAPITAL PROJECTS FUND	606,576.89	0.00
111,388.69	UNEARNED REVENUE	20,937.73	90,450.96
969,303.00	NET PENSION LIABILITY	969,303.00	0.00
522,912.00	OTHER POST EMPLOYMENT BENEFIT LIABILITY	522,912.00	0.00
<u>125,658.95</u>	COMPENSATED ABSENCES	<u>125,658.95</u>	<u>0.00</u>
<u>17,045,175.33</u>	TOTAL LIABILITIES	<u>2,355,104.77</u>	<u>14,690,070.56</u>
<b>DEFERRED INFLOWS OF RESOURCES</b>			
55,897.00	DIFFERENCE IN EXPECTED & ACTUAL PENSION EXPERIENCE	55,897.00	0.00
19,734.00	CHANGES IN PENSION ASSUMPTIONS	19,734.00	0.00
139,995.00	DIFFERENCE IN EXPECTED & ACTUAL OPEB EXPERIENCE	139,995.00	0.00
<u>101,755.00</u>	CHANGES IN OPEB ASSUMPTIONS	<u>101,755.00</u>	<u>0.00</u>
<u>317,381.00</u>	TOTAL DEFERRED INFLOWS OF RESOURCES	<u>317,381.00</u>	<u>0.00</u>
<b>NET POSITION</b>			
<u>20,545,219.72</u>	NET POSITION	<u>4,954,444.70</u>	<u>15,590,775.02</u>
<u>\$20,545,219.72</u>	TOTAL NET POSITION	<u>\$4,954,444.70</u>	<u>\$15,590,775.02</u>

**TARRANT COUNTY, TEXAS**  
**COMBINED STATEMENT OF REVENUES, EXPENSES**  
**AND CHANGES IN FUND NET POSITION**  
**PROPRIETARY FUNDS**  
**FOR THE TWO (2) MONTHS ENDED 11/30/2019**

<u>COMBINED TOTAL</u>		<u>ENTERPRISE</u>	<u>INTERNAL SERVICE</u>
<b>OPERATING REVENUES:</b>			
\$522,227.58	BUILDING RENTALS	\$522,227.58	\$0.00
3,692,325.61	USER FEES	0.00	3,692,325.61
10,363,944.10	COUNTY CONTRIBUTIONS	0.00	10,363,944.10
<u>1,011,692.04</u>	OTHER REVENUES	<u>7,129.88</u>	<u>1,004,562.16</u>
15,590,189.33	TOTAL OPERATING REVENUES	529,357.46	15,060,831.87
<b>OPERATING EXPENSES:</b>			
232,005.56	PERSONNEL	205,949.85	26,055.71
282,414.97	BUILDING AND EQUIPMENT	263,249.34	19,165.63
51,976.86	DEPRECIATION AND AMORTIZATION	51,976.86	0.00
13,357,714.61	SELF INSURANCE CLAIMS	0.00	13,357,714.61
1,239,136.69	INSURANCE PREMIUMS	0.00	1,239,136.69
988,866.35	ADMINISTRATION	0.00	988,866.35
<u>129,369.99</u>	OTHER EXPENSES	<u>5,634.95</u>	<u>123,735.04</u>
<u>16,281,485.03</u>	TOTAL OPERATING EXPENSES	<u>526,811.00</u>	<u>15,754,674.03</u>
(691,295.70)	OPERATING INCOME (LOSS)	2,546.46	(693,842.16)
<b>NON-OPERATING REVENUE (EXPENSE):</b>			
<u>90,476.98</u>	INTEREST INCOME	<u>9,301.18</u>	<u>81,175.80</u>
(600,818.72)	NET INCOME (LOSS) BEFORE TRANSFERS	11,847.64	(612,666.36)
<b>OPERATING TRANSFERS:</b>			
375,000.00	OPERATING TRANSFERS IN	0.00	375,000.00
<u>0.00</u>	OPERATING TRANSFERS OUT	<u>0.00</u>	<u>0.00</u>
(225,818.72)	NET INCOME (LOSS)	11,847.64	(237,666.36)
<b>NET POSITION:</b>			
<u>20,771,038.44</u>	BEGINNING OF PERIOD	<u>4,942,597.06</u>	<u>15,828,441.38</u>
<u>\$20,545,219.72</u>	END OF PERIOD	<u>\$4,954,444.70</u>	<u>\$15,590,775.02</u>



**TARRANT COUNTY, TEXAS**  
**COMBINED BALANCE SHEET**  
**AGENCY FUNDS**  
**AS OF 11/30/2019**

<u>COMBINED TOTAL</u>		<u>PAYROLL CLEARING</u>	<u>FEE OFFICE</u>	<u>COMMUNITY SUPERVISION &amp; CORRECTIONS</u>
<b>ASSETS</b>				
\$63,755,965.97	CASH AND INVESTMENTS	\$5,935,439.66	\$51,576,397.14	\$6,244,129.17
54,601.95	OTHER RECEIVABLES	54,601.95	0.00	0.00
112,244.80	FEE OFFICE RECEIVABLE	0.00	1,795.51	110,449.29
396.20	PREPAID EXPENSES & INVENTORY	0.00	0.00	396.20
<u>48,223,784.84</u>	RESTRICTED ASSETS	<u>0.00</u>	<u>48,223,784.84</u>	<u>0.00</u>
<u>\$112,146,993.76</u>	TOTAL ASSETS	<u>\$5,990,041.61</u>	<u>\$99,801,977.49</u>	<u>\$6,354,974.66</u>
<b>LIABILITIES AND FUND BALANCE</b>				
\$30,175.53	ACCOUNTS PAYABLE	\$0.00	\$393.83	\$29,781.70
<u>112,116,818.23</u>	OTHER LIABILITIES	<u>5,990,041.61</u>	<u>99,801,583.66</u>	<u>6,325,192.96</u>
<u>\$112,146,993.76</u>	TOTAL LIABILITIES AND FUND BALANCE	<u>\$5,990,041.61</u>	<u>\$99,801,977.49</u>	<u>\$6,354,974.66</u>

**TARRANT COUNTY, TEXAS**  
**NOTES TO COMBINED FINANCIAL STATEMENTS**  
**FOR THE TWO (2) MONTHS ENDED 11/30/2019**

**I. SUMMARY OF SIGNIFICANT ACCOUNTING POLICIES:**

Reporting Entity

The accompanying financial statements reflect the funds and accounts of the financial reporting entity Tarrant County, Texas (the "County"), as of November 2019 and for the two months then ended. Other components of the County not included in the accompanying financial statements include, Tarrant County Hospital District, Tarrant County Mental Health and Mental Retardation Services, Tarrant County Industrial Development Corporation, Tarrant County Health Facilities Development Corporation, Tarrant County Cultural Education Facilities Finance Corporation, and Tarrant County Housing Financing Corporation. These components are technically a part of the "reporting entity" because of the budgetary oversight responsibility by the Commissioners' Court of Tarrant County. These components however are unrelated to the financial condition and results of operations of the County, and have been excluded from the accompanying financial statements. Separate financial statements of these entities are available upon request.

Revenue Recognition

Revenue is generally recognized on the modified accrual basis. Under this method of accounting, revenues are recognized when susceptible to accrual, i.e., both measurable and available. The primary revenue sources susceptible to accrual are property taxes, fines and fees due to fee offices which are recognized as unavailable revenue until cash is received. Other sources are generally not measurable until received in cash.

Expenditure Recognition

Expenditures are recorded when incurred. Expenditures for principal and interest on long-term debt are recorded when due. The accrual basis of accounting is utilized in the proprietary funds. Encumbrances are not included as expenditures.

Budget Basis Reporting

The budget is prepared utilizing a modified cash basis of accounting, with adjustments for encumbrances, as allowed by state statutes. Budget basis information is presented in the accompanying "Budgetary Information" section at a summary level. Budget information at the legal level of control is available upon request.

Investment Income Allocation

To maximize investment earnings on "idle" cash and cash equivalents, a "pooled cash" concept is utilized. Under this concept nearly all deposits are maintained in the same bank account and are invested on a daily basis. Generally, interest earnings are allocated to each fund based on the funds relative percentage of the total pool.

Pension Liability

The net pension liability was actuarially valued as of December 31, 2018. The net pension liability recorded in the Resource Connection is \$969,303. The amount for the governmental funds is \$342,755,010, which is reported in the comprehensive annual financial report.

OPEB Liability

The total OPEB liability was actuarially measured as of September 30, 2018. The total OPEB liability recorded in the Resource Connection is \$522,912. The amount for the governmental funds is \$163,192,088, which is reported in the comprehensive annual financial report.

**TARRANT COUNTY, TEXAS**  
**NOTES TO COMBINED FINANCIAL STATEMENTS**  
**FOR THE TWO (2) MONTHS ENDED 11/30/2019**

**I. SUMMARY OF SIGNIFICANT ACCOUNTING POLICIES (CONT'D):**

Compensated Absences

Accumulated unpaid vacation leave and vested sick pay have been recorded in the Enterprise Fund for the Resource Connection. An additional amount has been accrued for salary related payments associated with the payment of compensated absences. The amount of compensated absences for the remaining governmental funds is \$45,913,032 which is reported in the comprehensive annual financial report.

Deferred Outflows/Inflows of Resources

Deferred outflows of resources apply to future periods and so will not be recognized as an expense/ expenditure until then. Deferred inflows of resources apply to future periods and will be recognized as a revenue at that time.

Incurred but Not Reported

Included in the "Other Liabilities" of the Internal Service fund's Employee Benefits is \$4,000,000 of incurred but not reported medical and drug claims.

**II. BASIS OF PRESENTATION:**

The accounts of the County are organized and operated on the basis of funds, each of which is considered a separate accounting entity. Government resources are allocated to and accounted for in individual funds based on the purpose for which they are to be spent and the means by which spending activities are controlled.

Funds are classified into three categories: Governmental, Proprietary and Fiduciary. Each category is divided into separate fund types. The following fund types are used by the County.

Governmental Funds: Used to account for all or most of a government's general activity.

General Fund – used to account for the general operations of the County.

Road and Bridge Fund – used to account for the collection and expenditure of those monies designated to be spent for acquisition, construction and maintenance of county roads and bridges.

Debt Service Fund – used to account for accumulation of resources and for the payment of general long-term debt principal, interest, and related costs.

Capital Projects Funds – used to account for financial resources to be used for the acquisition and/or construction of facilities, equipment, software and infrastructure.

Grant Funds – used to account for the activities conducted under the many grant agreements between the County and various state and federal organizations.

Other Governmental Funds – used to account for specific revenue sources which are legally restricted to expenditures for specified purposes.

Proprietary Funds: Used to account for operations that are financed in a manner similar to those in the private sector, where the determination of net income is appropriate for sound financial administration.

**TARRANT COUNTY, TEXAS**  
**NOTES TO COMBINED FINANCIAL STATEMENTS**  
**FOR THE TWO (2) MONTHS ENDED 11/30/2019**

Enterprise Fund – used to account for operations that are financed and operated in a manner similar to private enterprise where the County's intent is to provide goods or services to the public on a continuing basis financed primarily through user charges. The County operates two enterprise funds, the Resource Connection and Oil and Gas Royalty.

Internal Service Funds – used to account for the various self-insurance activities for the County.

**II. BASIS OF PRESENTATION (CONT'D):**

Fiduciary Funds: Used to account for assets held by the County in a trustee or agency capacity for others and therefore cannot be used to support the government's own programs.

Payroll Clearing – used to account for deductions and matching contributions from employees paychecks to be remitted to third parties.

Fee Office funds – used to account for monies still in the custody of the fee officers. It includes tax collections on behalf of other taxing jurisdictions and restricted assets of court ordered trust funds administered by the County Clerk and District Clerk.

Community Supervision and Corrections – used to account for the State agency funds in the County depository.

**III. NEGATIVE CASH BALANCES:**

The following funds have negative cash balances at the balance sheet date. This occurs when expenditures exceed revenue collection. The General Fund has advanced money to these Funds thereby, allowing for continued operation of the related programs. These advances by the General Fund have been reflected in the accompanying combined balance sheet as Due from other funds. The advances also represent a loss of investment earnings to the General Fund and are not a reimbursable item by the grantor under reimbursing grant agreements.

Most negative cash balances arise in the County's reimbursing grant programs. These programs require the payment of expenditures prior to the reimbursement by the grantor. These cash deficits have existed for years and do not create any major concerns. However, this information is helpful to the reader of the financial statements to provide a fuller understanding of the details of County operations.

	<u>FUND</u>		<u>DEFICIT</u>
F0028	RYAN WHITE HIV/AIDS TREATMENT MODERNIZATION ACT PART A	\$	47,924.61
F0031	HIV/STAT SERVICES		44,726.87
F0032	RYAN WHITE PART B		247,085.83
F0033	SURVEILLANCE		19,409.68
F0034	INFECTIOUS DISEASE SURVEILLANCE AND EPIDEMIOLOGY		45,007.16
F0035	HIV PREVENTION		65,167.79
F0037	HIV/HOPWA		36,388.58
F0038	STD/HIV OPER		271,032.54
F0040	TDFPS-COMMUNITY YOUTH DEVELOPMENT		33,355.51
F0042	BIOTERRORISM PREPAREDNESS - LAB		32,381.65
F0043	BIOTERRORISM FORMULA		136,510.27
F0044	DSHS-C.R.I - CITIES READINESS INITIATIVE		32,485.52

**TARRANT COUNTY, TEXAS**  
**NOTES TO COMBINED FINANCIAL STATEMENTS**  
**FOR THE TWO (2) MONTHS ENDED 11/30/2019**

**III. NEGATIVE CASH BALANCES (CONT'D):**

<u>FUND</u>	<u>DEFICIT</u>
F0045 TB/PC-TB CONTROL & PREVENTION (CLINIC)	\$ 66,735.15
F0046 TUBERCULOSIS - PREVENTION AND CONTROL	139,189.27
F0051 IMMUNIZATIONS	115,752.85
F0054 INFECTIOUS DISEASE CONTROL UNIT/FLU-LAB	457.62
F0058 DFCHS - HEALTHY TEXAS BABIES	14,681.15
F0060 WIC CARD PARTICIPATION	2,276,201.70
F0062 ESSENTIAL HEALTH SERVICES OFFICE OF PUBLIC HEALTH PRACTICE	99,121.50
F0079 NACCHO-VECTOR CONTROL COLLABORATIVE	1,038.00
F0085 PRITZKER FAMILY FOUNDATION-PRITZKER COMMUNITY FELLOW	7,175.07
F0087 USCRI - REFUGEE MEDICAL SCREENING	145,305.97
F0093 NURSE FAMILY PARTNERSHIP GRANT	131,785.04
F0095 CDC-UNTHSC-TUBERCULOSIS EPIDEMIOLOGIC RESEARCH	446.05
G0008 CJD - FAMILY DRUG COURT	3,749.99
G0012 VETERANS COURT PROGRAM	28,171.54
G0018 CJD-REACHING INDEPENDENCE THROUGH SELF EMPOWERMENT (RISE)	18,156.17
G0065 VICTIMS ASSISTANCE GRANT-VOCA	15,563.08
G0081 VAWA - PROTECTIVE ORDER UNIT	25,046.66
G0082 CJD-BILINGUAL VICTIM ASSISTANCE COORDINATOR	11,815.45
G0084 D.I.R.E.C.T. PROGRAM	29,728.40
G0085 MENTAL HEALTH DIVERSION COURT PROGRAM	15,309.89
G0087 CJD-INTIMATE PARTNER-FAMILY VIOLENCE VICTIM ADVOCATES	16,121.23
G8100 VAWA - PROTECTIVE ORDER UNIT	7,092.80
H0001 COMMUNITY DEVELOPMENT SALARY ALLOCATION FUND	1,440.81
H0041 HOME ADMINISTRATIVE FUNDS	44,571.84
H0042 COMMUNITY DEVELOPMENT BLOCK GRANT ADMIN	2,721,186.96
H0061 HOUSING OPPORTUNITIES FOR PERSONS WITH AIDS (HOPWA)	12,747.80
H0071 EMERGENCY SHELTER PROGRAM	17,601.45
H0500 SUPPORTIVE HOUSING PROGRAM	307,746.14
L0013 OJP-DOJ-NIJ FORENSIC BACKLOG REDUCTION	16,033.63
L0017 OJP-DOJ-BJA TARRANT COUNTY STOP SCHOOL VIOLENCE PROJECT	7,315.08
M0008 CITY OF FORT WORTH-JAG (MENTAL HEALTH LIAISON)	28,452.85
M0014 ACCESS AND VISITATION GRANT	13,893.75
M0022 AUTO THEFT TASK FORCE	497,655.13
M0040 HOMELAND SECURITY GRANT PROGRAM	31,785.20
M0044 TXDOT COURTESY PATROL PROGRAM	687,869.44
M0048 BILINGUAL VICTIMS ASSISTANCE COORDINATOR	7,492.78
M0061 TVC-VETERAN'S TREATMENT COURT	82,043.80
M0066 TXDOT-TRAFFIC SAFETY FOR EXPANSION OF THE DWI NO REFUSAL	16,660.00
M0085 HHS-SUBSTANCE ABUSE AND MENTAL HEALTH SERVICES (SAMSHA)	28,442.54
M0086 TJCMH-MENTAL HEALTH DIVERSION PROGRAM	2,636.10
M0087 GENERATOR FOR SHERIFF SUB STATION PROJECT	89,251.48
M0089 TC HISTORICAL PRESERVATION PLAN	4,740.00
P0014 TJPC-STATE AID - JUVENILE SUPPLEMENTAL PAY	101,394.71
P0026 REGIONAL DIVERSION ALTERNATIVES PROGRAM (REIMBURSEMENT)	19,889.82
P0027 TJPC-JJAEP	39,899.25
R0013 HUD-SECTION 8 FUND BALANCE	275,842.56
R0017 HUD-VASH - VETERANS AFFAIRS SUPPORTIVE HOUSING VOUCHERS	733,419.75
R0025 FAMILY SELF SUFFICIENCY	145,431.12
R0032 SHELTER PLUS CARE	29,884.36
T0048 BIOSENSE REDESIGN PROJECT APC-INTERIM	23,123.16
SUB-TOTAL GRANTS	<u>10,168,572.10</u>

**TARRANT COUNTY, TEXAS**  
**NOTES TO COMBINED FINANCIAL STATEMENTS**  
**FOR THE TWO (2) MONTHS ENDED 11/30/2019**

**III. NEGATIVE CASH BALANCES (CONT'D):**

<u>FUND</u>	<u>DEFICIT</u>
G1100 8TH ADMINISTRATIVE JUDICIAL REGION	\$ 17,526.75
T3100 TC EMERGENCY SERVICE DISTRICT #1	11,605.01
T7300 ELECTIONS CHAPTER 19	62,796.50
TOTAL	<u>\$ 10,260,500.36</u>

**IV. INVESTMENTS:**

All investment securities are purchased on the basis of "Delivery vs. Payment" and are held at JPMorgan Chase Bank – New York by the Safekeeping Department in a segregated account in the name of Tarrant County. "Delivery vs. Payment" means that the County's money is not released until the securities are delivered to the Safekeeping Department.

All securities held and transactions executed during the period conform to the requirements of the Government Code Section 2256, The Public Funds Investment Act, and the Tarrant County Investment Policy, as adopted by the Commissioners Court on November 19, 2019.

<u>DESCRIPTION/ COUPON RATE</u>	<u>PAR</u>	<u>PURCHASE DATE</u>	<u>MATURITY DATE</u>	<u>YIELD TO MATURITY</u>	<u>CARRYING VALUE</u>
FHLMC 1.625% non callable	\$ 3,000,000	10/30/19	09/29/20	1.600%	\$ 3,007,546
FHLMC 1.875% non callable	3,000,000	10/30/19	11/17/20	1.615%	3,003,664
Total Securities					6,011,210
				Average Rate	
JPMorgan Chase Savings				1.70%	181,260,866
JPMorgan Chase Savings II				1.70%	32,041,835
JPMorgan Chase Checking				1.73%	88,598,939
Lone Star Investment Pool				1.71%	15,547,071
Texas CLASS Investment Pool				1.70%	5,453,158
TexStar Investment Pool				1.62%	8,338,076
TexPool Investment Pool				1.68%	9,452,043
TOTAL INVESTMENTS					<u>\$ 346,703,198</u>

The County's US Agency Obligations of \$6,011,210 are valued using quoted prices for similar assets in markets that are not active. The carrying value of the securities listed above has been decreased by \$7,394 to reflect the current market value at November 30, 2019. The recorded position of the pools for Lone Star, Texas CLASS and TexPool are measured at amortized cost as these pools meet the requirements of GASB Statement No. 79. The recorded position of the pool for TexStar is measured at net asset value and is designed to approximate the share value.

**TARRANT COUNTY, TEXAS**  
**NOTES TO COMBINED FINANCIAL STATEMENTS**  
**FOR THE TWO (2) MONTHS ENDED 11/30/2019**

**V. CAPITAL ASSETS:**

A summary of the Governmental Funds' capital assets follows:

	<u>Balance</u> <u>October 1, 2019</u>	<u>Additions</u>	<u>Disposals/ Adjustments</u>	<u>Balance</u> <u>November 30, 2019</u>
Land and land improvements	\$ 66,581,670.00	\$ -	\$ -	\$ 66,581,670.00
Construction in progress	2,925,675.05	4,560.18	-	2,930,235.23
Software in development	24,674,252.80	242,060.98	(64,056.64)	24,852,257.14
Buildings and improvements	507,577,944.99	97,669.70	-	507,675,614.69
Furnishings and equipment	94,214,117.56	1,151,142.09	(82,795.68)	95,282,463.97
Software	50,328,157.69	46,819.10	64,056.64	50,439,033.43
Infrastructure	130,557,532.46	-	-	130,557,532.46
	<u>\$ 876,859,350.55</u>	<u>\$ 1,542,252.05</u>	<u>\$ (82,795.68)</u>	<u>\$ 878,318,806.92</u>

**VI. SCHEDULE OF OUTSTANDING BONDED DEBT:**

	<u>AMOUNT</u>	<u>INTEREST RATES</u>
2010 - Limited Tax Refunding & Improvement Bonds	\$ 7,690,000	5.00%
2013 - Limited Tax Refunding & Improvement Bonds	47,120,000	5.00%
2015 - Limited Tax Refunding & Improvement Bonds	61,895,000	3.00% to 5.00%
2015A - Limited Tax Refunding & Improvement Bonds	55,095,000	1.97%
2016 - Limited Tax Refunding Bonds	58,855,000	1.48%
2017 - Limited Tax Refunding Bonds	35,720,000	2.13%
Total Outstanding Bonded Debt	<u>\$ 266,375,000</u>	

Arbitrage provisions of the Internal Revenue Tax Act of 1986 require the County to rebate excess arbitrage earnings from bond proceeds to the federal government. This amount was estimated to be \$0 as of September 30, 2019.

**VII. FEE OFFICE FINANCIAL STATUS:**

These financial statements reflect financial balances as of the date indicated below for the fee offices of the County:

<u>OFFICE</u>	<u>AS OF</u>	<u>OFFICE</u>	<u>AS OF</u>
Tax Assessor/Collector	October 31, 2019	Child Support	October 31, 2019
County Clerk	October 31, 2019	Child Support – Trust	October 31, 2019
Sheriff	October 31, 2019	Justice of Peace 1	October 31, 2019
Constable 1	October 31, 2019	Justice of Peace 2	October 31, 2019
Constable 2	October 31, 2019	Justice of Peace 3	October 31, 2019
Constable 3	October 31, 2019	Justice of Peace 4	October 31, 2019
Constable 4	October 31, 2019	Justice of Peace 5	October 31, 2019
Constable 5	October 31, 2019	Justice of Peace 6	October 31, 2019
Constable 6	October 31, 2019	Justice of Peace 7	October 31, 2019
Constable 7	October 31, 2019	Justice of Peace 8	October 31, 2019
Constable 8	October 31, 2019	Community Supervision	
District Attorney	October 31, 2019	& Corrections	October 31, 2019
District Clerk	October 31, 2019	Domestic Relations	October 31, 2019
Public Probate			
Administrator	November 30, 2019		

**TARRANT COUNTY, TEXAS**  
**NOTES TO COMBINED FINANCIAL STATEMENTS**  
**FOR THE TWO (2) MONTHS ENDED 11/30/2019**

**VIII. CONTINGENCIES:**

The County is self-insured for workers' compensation, automobile bodily injury and property damage, comprehensive general liability and all self-insured retentions for existing policies. At November 30, 2019, \$9,024,873 has been accrued, based on an actuarial assessment, to provide for potential losses resulting from pending or threatened litigation, asserted claims and claims incurred but not reported.





**TARRANT COUNTY, TEXAS  
CAPITAL PROJECT FUNDS  
FUND DESCRIPTIONS**

**FUND 45100 - NON-DEBT CAPITAL FUND**

This fund was established to account for capital acquisitions funded from County auction proceeds, operating transfers from general fund, gas signing bonuses and gas royalties.

**FUND 47500 – 1998 BOND ELECTION FUND**

This fund was established to account for the expenditure of the proceeds of General Obligation Bonds issued to fund capital acquisitions originally approved by the voters, primarily for the construction of the law center.

**FUND 47600 – 2006 BOND ELECTION FUND**

This fund was established to account for the expenditure of the proceeds of General Obligation Bonds issued to fund capital acquisitions originally approved by the voters.

**FUND 47700 – 2006 BOND ELECTION-TRANSPORTATION FUND**

This fund was established to account for the expenditure of the proceeds of General Obligation Bonds issued to fund transportation projects originally approved by the voters.

**TARRANT COUNTY, TEXAS**  
**COMBINING BALANCE SHEET**  
**CAPITAL PROJECTS FUNDS**  
**AS OF 11/30/2019**

<u>COMBINED TOTAL</u>		<u>NON-DEBT CAPITAL</u>	<u>2006 BOND ELECTION</u>	<u>2006 BOND ELECTION TRANSPORTATION</u>
<b>ASSETS</b>				
\$149,143,914.86	CASH AND INVESTMENTS	\$63,962,346.06	\$39,325,853.38	\$45,855,715.42
17,337.39	OTHER RECEIVABLES	17,337.39	0.00	0.00
<u>606,576.89</u>	ADVANCE TO ENTERPRISE FUND	<u>606,576.89</u>	<u>0.00</u>	<u>0.00</u>
<u>\$149,767,829.14</u>	TOTAL ASSETS	<u>\$64,586,260.34</u>	<u>\$39,325,853.38</u>	<u>\$45,855,715.42</u>
<b>LIABILITIES AND FUND BALANCES</b>				
<b>LIABILITIES:</b>				
\$2,046,363.80	ACCOUNTS PAYABLE	\$1,665,676.66	\$1,446.85	\$379,240.29
<u>12,531.57</u>	OTHER LIABILITIES	<u>12,531.57</u>	<u>0.00</u>	<u>0.00</u>
2,058,895.37	TOTAL LIABILITIES	1,678,208.23	1,446.85	379,240.29
<b>FUND BALANCES:</b>				
<u>147,708,933.77</u>	FUND BALANCES	<u>62,908,052.11</u>	<u>39,324,406.53</u>	<u>45,476,475.13</u>
<u>\$149,767,829.14</u>	TOTAL LIABILITIES AND FUND BALANCES	<u>\$64,586,260.34</u>	<u>\$39,325,853.38</u>	<u>\$45,855,715.42</u>

**TARRANT COUNTY, TEXAS**  
**COMBINING STATEMENT OF REVENUES AND EXPENDITURES**  
**AND CHANGES IN FUND BALANCE**  
**CAPITAL PROJECTS FUNDS**  
**FOR THE TWO (2) MONTHS ENDED 11/30/2019**

<u>COMBINED TOTAL</u>		<u>NON-DEBT CAPITAL</u>	<u>2006 BOND ELECTION</u>	<u>2006 BOND ELECTION TRANSPORTATION</u>
<b>REVENUES:</b>				
\$448,988.09	INVESTMENT INCOME	\$192,684.46	\$118,489.69	\$137,813.94
<u>6,250.94</u>	MISCELLANEOUS	<u>6,250.94</u>	<u>0.00</u>	<u>0.00</u>
455,239.03	TOTAL REVENUES	198,935.40	118,489.69	137,813.94
<b>EXPENDITURES:</b>				
<u>2,798,520.12</u>	CAPITAL/CONSTRUCTION	<u>2,657,097.32</u>	<u>2,534.80</u>	<u>138,888.00</u>
<u>2,798,520.12</u>	TOTAL EXPENDITURES	<u>2,657,097.32</u>	<u>2,534.80</u>	<u>138,888.00</u>
(2,343,281.09)	EXCESS (DEFICIT) OF REVENUES OVER EXPENDITURES	(2,458,161.92)	115,954.89	(1,074.06)
<b>OTHER FINANCING SOURCES (USES):</b>				
<u>6,133,849.00</u>	OPERATING TRANSFERS IN	<u>6,133,849.00</u>	<u>0.00</u>	<u>0.00</u>
3,790,567.91	EXCESS (DEFICIT ) OF REVENUES AND OPERATING TRANSFERS OVER EXPENDITURES	3,675,687.08	115,954.89	(1,074.06)
<b>FUND BALANCE (DEFICIT):</b>				
<u>143,918,365.86</u>	BEGINNING OF PERIOD	<u>59,232,365.03</u>	<u>39,208,451.64</u>	<u>45,477,549.19</u>
<u><u>\$147,708,933.77</u></u>	END OF PERIOD	<u><u>\$62,908,052.11</u></u>	<u><u>\$39,324,406.53</u></u>	<u><u>\$45,476,475.13</u></u>



**TARRANT COUNTY, TEXAS  
OTHER GOVERNMENTAL FUNDS  
FUND DESCRIPTION**

**FUND 24100 - LAW LIBRARY FUND**

This fund was established, pursuant to State statutes, to account for the collection and expenditure of monies collected in civil cases supporting the Tarrant County Law Library.

**FUND 25100 - VEHICLE INVENTORY TAX FUND**

This fund was established, pursuant to State statutes, to account for any interest earnings generated from the vehicle inventory tax, which the collector shall retain to defray the cost of collecting this tax. The Tax Assessor has discretion over the use of this fund.

**RECORDS PRESERVATION FUNDS**

These funds were established, pursuant to State statutes, to account for the collection and expenditure of monies collected for the preservation and automation of County records. These funds are further described on page 29.

**FUND 24200 - EDUCATION FUND**

This fund was established, pursuant to State statutes, to account for the collection and expenditure of monies collected to provide for the continuing education of those officials and employees associated with the probate courts and certain law enforcement offices.

**FUND T0400 - PUBLIC HEALTH FUND**

The Tarrant County Hospital District provides funding for the operation of the Tarrant County Health Department in an effort to aggregate the cost of health service to Tarrant County residents. This funding arrangement began in 1999. These costs were previously paid from the County's General fund. This fund also includes the Medicaid 1115 Waiver, this waiver is to enhance access to health care, increase the quality of care, improve the cost-effectiveness of care provided and better serve the health of the patients and their families.

**FUND 22300 - CONSUMER HEALTH FUND**

This fund was established, pursuant to State statutes, to account for the collection of food permit fees and expenditures incurred in connection with issuing permits and conducting inspections.

**COURT DESIGNATED FUNDS**

These funds were established to account for the collection and expenditures of court ordered fees, pursuant to State statutes. These funds are further described on page 35.

**FUNDS (D6200-D8700) - DISTRICT ATTORNEY CONTRACTS**

These funds are used to account for monies collected by the District Attorney which are used in the investigation of criminal activities. These monies consist primarily of fees for bad checks and forfeited monies resulting from narcotics related convictions.

**FUNDS (S4300-S9700) – SHERIFF CONTRACTS**

These funds are used to account for monies collected by activities in the Sheriff Department. These activities include fees from operation of the jail commissary which are used for the benefit of the jail inmates. Some of these funds are the custody of the Sheriff. Monies are also collected from forfeitures resulting from narcotics related activities.

**FUNDS (G1100,T0500-T9900) – MISCELLANEOUS CONTRACTS**

These funds are used to account for monies received by Tarrant County as contributions for specified purposes.

**TARRANT COUNTY, TEXAS**  
**COMBINING BALANCE SHEET**  
**OTHER GOVERNMENTAL FUNDS**  
**AS OF 11/30/2019**

<u>COMBINED TOTAL</u>		<u>LAW LIBRARY</u>	<u>VEHICLE INVENTORY TAX</u>	<u>RECORDS PRESERVATION FUNDS</u>	<u>EDUCATION</u>
<b>ASSETS</b>					
\$71,907,361.54	CASH AND INVESTMENTS	\$1,320,130.69	\$1,386,894.94	\$20,141,222.99	\$198,220.97
1,779,360.39	OTHER RECEIVABLES	7,337.69	0.00	68,958.11	134.38
117,917.18	PREPAID EXPENSES AND INVENTORY	167.12	0.00	5,848.19	0.00
<u>\$73,804,639.11</u>	<b>TOTAL ASSETS</b>	<u>\$1,327,635.50</u>	<u>\$1,386,894.94</u>	<u>\$20,216,029.29</u>	<u>\$198,355.35</u>
<b>LIABILITIES AND FUND BALANCES</b>					
<b>LIABILITIES:</b>					
\$1,064,523.63	ACCOUNTS PAYABLE	\$70,039.32	\$0.00	\$7,868.82	\$960.00
2,060,131.50	OTHER LIABILITIES	14,615.42	2,612.40	95,895.85	0.00
91,928.26	DUE TO OTHER FUNDS	0.00	0.00	0.00	0.00
0.00	UNEARNED REVENUE	0.00	0.00	0.00	0.00
<u>3,216,583.39</u>	<b>TOTAL LIABILITIES</b>	<u>84,654.74</u>	<u>2,612.40</u>	<u>103,764.67</u>	<u>960.00</u>
<b>DEFERRED INFLOWS OF RESOURCES</b>					
<u>1,637,109.67</u>	UNAVAILABLE REVENUE - OTHER	<u>0.00</u>	<u>0.00</u>	<u>0.00</u>	<u>0.00</u>
1,637,109.67	<b>TOTAL DEFERRED INFLOWS OF RESOURCES</b>	0.00	0.00	0.00	0.00
<b>FUND BALANCES:</b>					
<u>68,950,946.05</u>	<b>FUND BALANCES</b>	<u>1,242,980.76</u>	<u>1,384,282.54</u>	<u>20,112,264.62</u>	<u>197,395.35</u>
<u>\$73,804,639.11</u>	<b>TOTAL LIABILITIES AND FUND BALANCES</b>	<u>\$1,327,635.50</u>	<u>\$1,386,894.94</u>	<u>\$20,216,029.29</u>	<u>\$198,355.35</u>

PUBLIC HEALTH	CONSUMER HEALTH	COURT DESIGNATED FUNDS	DISTRICT ATTORNEY CONTRACTS	SHERIFF CONTRACTS	MISCELLANEOUS CONTRACTS
\$26,363,479.58	\$474,115.08	\$2,665,742.75	\$3,139,832.21	\$5,132,831.05	\$11,084,891.28
1,095,156.63	0.00	4,678.66	0.00	0.00	603,094.92
15,400.62	0.00	0.00	0.00	96,501.25	0.00
<u>\$27,474,036.83</u>	<u>\$474,115.08</u>	<u>\$2,670,421.41</u>	<u>\$3,139,832.21</u>	<u>\$5,229,332.30</u>	<u>\$11,687,986.20</u>

\$135,371.11	\$116.18	\$16,424.10	\$121,404.31	\$156,074.86	\$556,264.93
436,647.05	34,455.51	8,576.37	1,299,623.41	48,805.47	118,900.02
0.00	0.00	0.00	0.00	0.00	91,928.26
0.00	0.00	0.00	0.00	0.00	0.00
<u>572,018.16</u>	<u>34,571.69</u>	<u>25,000.47</u>	<u>1,421,027.72</u>	<u>204,880.33</u>	<u>767,093.21</u>

<u>1,095,156.63</u>	<u>0.00</u>	<u>0.00</u>	<u>0.00</u>	<u>0.00</u>	<u>541,953.04</u>
---------------------	-------------	-------------	-------------	-------------	-------------------

1,095,156.63	0.00	0.00	0.00	0.00	541,953.04
--------------	------	------	------	------	------------

<u>25,806,862.04</u>	<u>439,543.39</u>	<u>2,645,420.94</u>	<u>1,718,804.49</u>	<u>5,024,451.97</u>	<u>10,378,939.95</u>
----------------------	-------------------	---------------------	---------------------	---------------------	----------------------


<u>\$27,474,036.83</u>	<u>\$474,115.08</u>	<u>\$2,670,421.41</u>	<u>\$3,139,832.21</u>	<u>\$5,229,332.30</u>	<u>\$11,687,986.20</u>
------------------------	---------------------	-----------------------	-----------------------	-----------------------	------------------------



**TARRANT COUNTY, TEXAS**  
**COMBINING STATEMENT OF REVENUES AND EXPENDITURES**  
**AND CHANGES IN FUND BALANCE**  
**OTHER GOVERNMENTAL FUNDS**  
**FOR THE TWO (2) MONTHS ENDED 11/30/2019**

<u>COMBINED TOTAL</u>		<u>LAW LIBRARY</u>	<u>VEHICLE INVENTORY TAX</u>	<u>RECORDS PRESERVATION FUNDS</u>	<u>EDUCATION</u>
<b>REVENUES:</b>					
\$500.00	TAXES & LICENSES	\$0.00	\$0.00	\$0.00	\$0.00
2,575,061.86	FEES OF OFFICE	227,541.60	0.00	956,031.09	4,330.00
109,592.07	INTERGOVERNMENTAL	0.00	0.00	0.00	0.00
212,254.96	INVESTMENT INCOME	3,867.91	4,179.26	59,835.78	0.00
716,358.37	MISCELLANEOUS	6,254.33	0.00	0.00	0.00
3,613,767.26	TOTAL REVENUES	237,663.84	4,179.26	1,015,866.87	4,330.00
<b>EXPENDITURES:</b>					
<b>CURRENT:</b>					
1,257,380.12	GENERAL GOVERNMENT	0.00	14,309.02	402,377.59	0.00
896,670.06	PUBLIC SAFETY	0.00	0.00	0.00	5,455.00
433,367.36	JUDICIAL	8,626.88	0.00	193,899.17	3,202.33
4,993,180.91	COMMUNITY SERVICES	138,293.75	0.00	0.00	0.00
159,015.83	CAPITAL/CONSTRUCTION	0.00	0.00	7,594.14	0.00
7,739,614.28	TOTAL EXPENDITURES	146,920.63	14,309.02	603,870.90	8,657.33
(4,125,847.02)	EXCESS (DEFICIT) OF REVENUES OVER EXPENDITURES	90,743.21	(10,129.76)	411,995.97	(4,327.33)
<b>OTHER FINANCING SOURCES (USES):</b>					
1,072,142.00	OPERATING TRANSFERS IN	0.00	0.00	0.00	0.00
(650,864.21)	OPERATING TRANSFERS OUT	0.00	0.00	0.00	0.00
(3,704,569.23)	EXCESS (DEFICIT ) OF REVENUES AND OPERATING TRANSFERS OVER EXPENDITURES	90,743.21	(10,129.76)	411,995.97	(4,327.33)
<b>FUND BALANCES:</b>					
72,655,515.28	BEGINNING OF PERIOD	1,152,237.55	1,394,412.30	19,700,268.65	201,722.68
\$68,950,946.05	END OF PERIOD	\$1,242,980.76	\$1,384,282.54	\$20,112,264.62	\$197,395.35

<u>PUBLIC HEALTH</u>	<u>CONSUMER HEALTH</u>	<u>COURT DESIGNATED FUNDS</u>	<u>DISTRICT ATTORNEY CONTRACTS</u>	<u>SHERIFF CONTRACTS</u>	<u>MISCELLANEOUS CONTRACTS</u>
\$0.00	\$0.00	\$0.00	\$0.00	\$0.00	\$500.00
211,811.30	178,958.00	277,306.63	1,120.00	0.00	717,963.24
0.00	0.00	0.00	0.00	0.00	109,592.07
82,601.54	1,415.32	7,841.65	5,148.96	14,690.84	32,673.70
8,931.60	0.00	0.00	128,840.14	368,904.18	203,428.12
303,344.44	180,373.32	285,148.28	135,109.10	383,595.02	1,064,157.13
13,446.28	0.00	0.00	0.00	0.00	827,247.23
0.00	0.00	0.00	0.00	448,790.46	442,424.60
0.00	0.00	54,587.87	38,394.93	0.00	134,656.18
2,582,709.31	178,921.77	0.00	0.00	0.00	2,093,256.08
16,557.28	0.00	17,862.68	0.00	92,042.95	24,958.78
2,612,712.87	178,921.77	72,450.55	38,394.93	540,833.41	3,522,542.87
(2,309,368.43)	1,451.55	212,697.73	96,714.17	(157,238.39)	(2,458,385.74)
549,000.00	0.00	0.00	0.00	0.00	523,142.00
(549,000.00)	0.00	(101,864.21)	0.00	0.00	0.00
(2,309,368.43)	1,451.55	110,833.52	96,714.17	(157,238.39)	(1,935,243.74)
28,116,230.47	438,091.84	2,534,587.42	1,622,090.32	5,181,690.36	12,314,183.69
<u>\$25,806,862.04</u>	<u>\$439,543.39</u>	<u>\$2,645,420.94</u>	<u>\$1,718,804.49</u>	<u>\$5,024,451.97</u>	<u>\$10,378,939.95</u>



**TARRANT COUNTY, TEXAS  
RECORDS PRESERVATION FUNDS  
FUND DESCRIPTION**

**FUND 21100 - RECORDS PRESERVATION & AUTOMATION FUND - FILINGS**

This fund was established, pursuant to State statutes, to account for the collection and expenditure of monies collected from filing fees to allow for the preservation and automation of County records. The County Clerk has discretion over the use of this fund.

**FUND 21200 - RECORDS PRESERVATION & AUTOMATION FUND - CONVICTIONS**

This fund was established, pursuant to State statutes, to account for the collection and expenditure of monies collected in court for the preservation and automation of County records.

**FUND 21300 - RECORDS PRESERVATION & RESTORATION FUND**

This fund was established, pursuant to State statutes, to account for the collection and expenditure of monies collected from filing fees for the preservation and restoration of County records.

**FUND 21400 - COURT RECORD PRESERVATION FUND**

This fund was established, pursuant to State statutes, to account for the collection and expenditure of monies collected from filing fees for the preservation and restoration of County records.

**FUND 21500 – DISTRICT COURT RECORDS TECHNOLOGY (ARCHIVE) FUND**

This fund was established, pursuant to State statutes, to account for the collection and expenditure of monies collected from filing fees for the preservation and restoration of district court records archives.

**TARRANT COUNTY, TEXAS**  
**COMBINING BALANCE SHEET**  
**RECORD PRESERVATION FUNDS**  
**AS OF 11/30/2019**

<u>COMBINED TOTAL</u>		<u>RECORDS PRESERVATION &amp; AUTOMATION -FILINGS</u>	<u>RECORDS PRESERVATION &amp; AUTOMATION -CONVICTIONS</u>	<u>RECORDS PRESERVATION &amp; RESTORATION</u>
<b>ASSETS</b>				
\$20,141,222.99	CASH AND INVESTMENTS	\$8,141,664.09	\$942,852.16	\$9,400,559.90
68,958.11	OTHER RECEIVABLES	35,003.00	1,839.34	28,830.00
<u>5,848.19</u>	PREPAID EXPENSES AND INVENTORY	<u>0.00</u>	<u>0.00</u>	<u>5,848.19</u>
<u>\$20,216,029.29</u>	TOTAL ASSETS	<u>\$8,176,667.09</u>	<u>\$944,691.50</u>	<u>\$9,435,238.09</u>
<b>LIABILITIES AND FUND BALANCES</b>				
<b>LIABILITIES:</b>				
\$7,868.82	ACCOUNTS PAYABLE	\$7,865.75	\$0.01	\$3.06
<u>95,895.85</u>	OTHER LIABILITIES	<u>36,783.87</u>	<u>15,667.43</u>	<u>17,558.95</u>
103,764.67	TOTAL LIABILITIES	44,649.62	15,667.44	17,562.01
<b>FUND BALANCES:</b>				
<u>20,112,264.62</u>	FUND BALANCES	<u>8,132,017.47</u>	<u>929,024.06</u>	<u>9,417,676.08</u>
<u>\$20,216,029.29</u>	TOTAL LIABILITIES AND FUND BALANCES	<u>\$8,176,667.09</u>	<u>\$944,691.50</u>	<u>\$9,435,238.09</u>

<u>COURT RECORD PRESERVATION</u>	<u>DISTRICT COURT RECORDS TECHNOLOGY (ARCHIVE)</u>
\$1,209,705.77	\$446,441.07
2,148.77	1,137.00
<u>0.00</u>	<u>0.00</u>
<u>\$1,211,854.54</u>	<u>\$447,578.07</u>

\$0.00	\$0.00
<u>10,607.92</u>	<u>15,277.68</u>
10,607.92	15,277.68


<u>1,201,246.62</u>	<u>432,300.39</u>
<u>\$1,211,854.54</u>	<u>\$447,578.07</u>

**TARRANT COUNTY, TEXAS**  
**COMBINING STATEMENT OF REVENUES AND EXPENDITURES**  
**AND CHANGES IN FUND BALANCE**  
**RECORDS PRESERVATION FUNDS**  
**FOR THE TWO (2) MONTHS ENDED 11/30/2019**

<u>COMBINED TOTAL</u>		<u>RECORDS PRESERVATION &amp; AUTOMATION -FILINGS</u>	<u>RECORDS PRESERVATION &amp; AUTOMATION -CONVICTIONS</u>	<u>RECORDS PRESERVATION RESTORATION</u>
	<b>REVENUES:</b>			
\$956,031.09	FEES OF OFFICE	\$404,929.85	\$100,941.12	\$329,316.00
<u>59,835.78</u>	INVESTMENT INCOME	<u>24,121.24</u>	<u>2,800.92</u>	<u>27,908.87</u>
1,015,866.87	TOTAL REVENUES	429,051.09	103,742.04	357,224.87
	<b>EXPENDITURES:</b>			
	CURRENT:			
402,377.59	GENERAL GOVERNMENT	198,734.57	83,898.69	119,744.33
193,899.17	JUDICIAL	36,462.79	0.00	13,897.09
<u>7,594.14</u>	CAPITAL/CONSTRUCTION	<u>2,936.39</u>	<u>2,766.12</u>	<u>0.00</u>
<u>603,870.90</u>	TOTAL EXPENDITURES	<u>238,133.75</u>	<u>86,664.81</u>	<u>133,641.42</u>
411,995.97	EXCESS (DEFICIT) OF REVENUES OVER EXPENDITURES	190,917.34	17,077.23	223,583.45
	<b>OTHER FINANCING SOURCES (USES):</b>			
<u>0.00</u>	OPERATING TRANSFERS OUT	<u>0.00</u>	<u>0.00</u>	<u>0.00</u>
411,995.97	EXCESS (DEFICIT ) OF REVENUES AND OPERATING TRANSFERS OVER EXPENDITURES	190,917.34	17,077.23	223,583.45
	<b>FUND BALANCES:</b>			
<u>19,700,268.65</u>	BEGINNING OF PERIOD	<u>7,941,100.13</u>	<u>911,946.83</u>	<u>9,194,092.63</u>
<u>\$20,112,264.62</u>	END OF PERIOD	<u>\$8,132,017.47</u>	<u>\$929,024.06</u>	<u>\$9,417,676.08</u>

<u>COURT RECORD PRESERVATION</u>	<u>DISTRICT COURT RECORDS TECHNOLOGY (ARCHIVE)</u>
\$70,329.45	\$50,514.67
<u>3,617.42</u>	<u>1,387.33</u>
73,946.87	51,902.00
0.00	0.00
58,817.54	84,721.75
<u>1,891.63</u>	<u>0.00</u>
<u>60,709.17</u>	<u>84,721.75</u>
13,237.70	(32,819.75)
<u>0.00</u>	<u>0.00</u>
13,237.70	(32,819.75)
<u>1,188,008.92</u>	<u>465,120.14</u>
<u>\$1,201,246.62</u>	<u>\$432,300.39</u>





**TARRANT COUNTY, TEXAS  
COURT DESIGNATED FUNDS  
FUND DESCRIPTION**

**FUND 22100 - COURTHOUSE SECURITY FUND**

This fund was established, pursuant to State statutes, to account for the collection of Courthouse security fees assessed in court cases. Revenue is subsequently transferred to the general fund where expenditures for Courthouse security are recorded.

**FUND 22400 – JUVENILE DELINQUENCY PREVENTION FUND**

This fund was established, pursuant to State statutes, to account for the collection of a fee related to graffiti court cases. The revenues in this fund are to be used to repair damages, provide educational and intervention programs, and provide rewards to the public for aiding in the apprehension and prosecution of offenders who commit graffiti offenses.

**FUND 22500 - ALTERNATIVE DISPUTE RESOLUTION SYSTEM (ADRS)**

This fund was established, pursuant to State statutes, to account for an alternative dispute resolution system for the peaceable and expeditious resolution of citizen disputes.

**FUND 22600 – PROBATE CONTRIBUTIONS FUND**

This fund was established, pursuant to State statutes, to account for the collection of a fee under Section 51.704. The revenues in this fund are to be used for court-related purposes for the support of the statutory probate courts.

**FUND 24300 - APPELLATE JUDICIAL SYSTEM FUND**

This fund was established, pursuant to State statutes, to account for the collection and expenditure of monies collected in civil cases to provide for a portion of the operational costs of the Court of Appeals.

**FUND 22700 – JUSTICE COURT TECHNOLOGY FUND**

This fund was established, pursuant to State statutes, to account for the collection and expenditure of monies to provide for technology in the justice of the peace courts.

**FUND 22800 – JUSTICE COURT BUILDING SECURITY FUND**

This fund was established, pursuant to State statutes, to account for the collection and expenditure of monies to provide for security in the justice court buildings.

**FUND 22900 – CHILD ABUSE PREVENTION FUND**

This fund was established, pursuant to State statutes, to account for the collection and expenditure of monies to provide for child abuse prevention programs.

**FUND 23000 – FAMILY PROTECTION FUND**

This fund was established, pursuant to State statutes, to account for the collection and expenditure of monies to provide for family protection services.

**FUND 23100 – GUARDIANSHIP FUND**

This fund was established, pursuant to State statutes, to account for the collection and expenditure of monies to provide compensation of a guardian ad litem, an attorney ad litem, and/or fund local guardianship programs for indigent incapacitated persons.

**FUND 23200 – DRUG AND ALCOHOL COURT FUND**

This fund was established, pursuant to State statutes, to account for the collection and expenditure of monies to provide for drug and alcohol court program.

**FUND 23300 – COUNTY AND DISTRICT COURT TECHNOLOGY FUND**

This fund was established, pursuant to State statutes, to account for the collection and expenditure of monies to provide for county and district court technology.

**TARRANT COUNTY, TEXAS**  
**COMBINING BALANCE SHEET**  
**COURT DESIGNATED FUNDS**  
**AS OF 11/30/2019**

<u>COMBINED TOTAL</u>		<u>COURTHOUSE SECURITY</u>	<u>JUVENILE DELINQUENCY PREVENTION</u>	<u>ADRS</u>	<u>PROBATE CONTRIBUTION FUND</u>	<u>APPELLATE JUDICIAL SYSTEM</u>
<b>ASSETS</b>						
\$2,665,742.75	CASH AND INVESTMENTS	\$0.00	\$2,839.04	\$937,376.34	\$563,387.74	\$31,603.43
<u>4,678.66</u>	OTHER RECEIVABLES	<u>0.00</u>	<u>0.00</u>	<u>2,446.52</u>	<u>0.00</u>	<u>1,030.00</u>
<u>\$2,670,421.41</u>	TOTAL ASSETS	<u>\$0.00</u>	<u>\$2,839.04</u>	<u>\$939,822.86</u>	<u>\$563,387.74</u>	<u>\$32,633.43</u>
<b>LIABILITIES AND FUND BALANCES</b>						
<b>LIABILITIES:</b>						
\$16,424.10	ACCOUNTS PAYABLE	\$0.00	\$0.00	\$0.00	\$0.00	\$0.00
<u>8,576.37</u>	OTHER LIABILITIES	<u>0.00</u>	<u>0.00</u>	<u>0.00</u>	<u>3,091.10</u>	<u>3,079.01</u>
25,000.47	TOTAL LIABILITIES	0.00	0.00	0.00	3,091.10	3,079.01
<b>FUND BALANCES:</b>						
<u>2,645,420.94</u>	FUND BALANCES	<u>0.00</u>	<u>2,839.04</u>	<u>939,822.86</u>	<u>560,296.64</u>	<u>29,554.42</u>
<u>\$2,670,421.41</u>	TOTAL LIABILITIES AND FUND BALANCES	<u>\$0.00</u>	<u>\$2,839.04</u>	<u>\$939,822.86</u>	<u>\$563,387.74</u>	<u>\$32,633.43</u>

JUSTICE COURT TECHNOLOGY FUND	JUSTICE COURT BLDG SECURITY FUND	CHILD ABUSE PREVENTION FUND	FAMILY PROTECTION FUND	GUARDIANSHIP FUND	DRUG & ALCOHOL COURT	COUNTY AND DISTRICT COURT TECHNOLOGY FUND
\$214,919.04	\$0.00	\$81,240.51	\$143,703.12	\$113,487.49	\$396,162.34	\$181,023.70
0.00	0.00	1.41	495.00	617.54	70.21	17.98
<u>\$214,919.04</u>	<u>\$0.00</u>	<u>\$81,241.92</u>	<u>\$144,198.12</u>	<u>\$114,105.03</u>	<u>\$396,232.55</u>	<u>\$181,041.68</u>
\$0.00	\$0.00	\$0.00	\$0.00	\$0.00	\$0.00	\$16,424.10
0.00	0.00	0.00	0.00	0.00	2,406.26	0.00
0.00	0.00	0.00	0.00	0.00	2,406.26	16,424.10
<u>214,919.04</u>	<u>0.00</u>	<u>81,241.92</u>	<u>144,198.12</u>	<u>114,105.03</u>	<u>393,826.29</u>	<u>164,617.58</u>
<u>\$214,919.04</u>	<u>\$0.00</u>	<u>\$81,241.92</u>	<u>\$144,198.12</u>	<u>\$114,105.03</u>	<u>\$396,232.55</u>	<u>\$181,041.68</u>

**TARRANT COUNTY, TEXAS**  
**COMBINING STATEMENT OF REVENUES AND EXPENDITURES**  
**AND CHANGES IN FUND BALANCE**  
**COURT DESIGNATED FUNDS**  
**FOR THE TWO (2) MONTHS ENDED 11/30/2019**

<u>COMBINED TOTAL</u>		<u>COURTHOUSE SECURITY</u>	<u>JUVENILE DELINQUENCY PREVENTION</u>	<u>ADRS</u>	<u>PROBATE CONTRIBUTION FUND</u>	<u>APPELLATE JUDICIAL SYSTEM</u>
	<b>REVENUES:</b>					
\$277,306.63	FEES OF OFFICE	\$100,445.86	\$0.00	\$75,185.03	\$0.00	\$29,115.00
<u>7,841.65</u>	INVESTMENT INCOME	<u>0.00</u>	<u>8.52</u>	<u>2,755.46</u>	<u>1,616.64</u>	<u>100.80</u>
285,148.28	TOTAL REVENUES	100,445.86	8.52	77,940.49	1,616.64	29,215.80
	<b>EXPENDITURES:</b>					
	CURRENT:					
54,587.87	JUDICIAL	0.00	0.00	0.00	15,728.76	24,657.27
<u>17,862.68</u>	CAPITAL/CONSTRUCTION	<u>0.00</u>	<u>0.00</u>	<u>0.00</u>	<u>0.00</u>	<u>0.00</u>
<u>72,450.55</u>	TOTAL EXPENDITURES	<u>0.00</u>	<u>0.00</u>	<u>0.00</u>	<u>15,728.76</u>	<u>24,657.27</u>
212,697.73	EXCESS (DEFICIT) OF REVENUES OVER EXPENDITURES	100,445.86	8.52	77,940.49	(14,112.12)	4,558.53
	<b>OTHER FINANCING SOURCES (USES):</b>					
<u>(101,864.21)</u>	OPERATING TRANSFERS OUT	<u>(100,445.86)</u>	<u>0.00</u>	<u>0.00</u>	<u>0.00</u>	<u>0.00</u>
110,833.52	EXCESS (DEFICIT ) OF REVENUES AND OPERATING TRANSFERS OVER EXPENDITURES	0.00	8.52	77,940.49	(14,112.12)	4,558.53
	<b>FUND BALANCES:</b>					
<u>2,534,587.42</u>	BEGINNING OF PERIOD	<u>0.00</u>	<u>2,830.52</u>	<u>861,882.37</u>	<u>574,408.76</u>	<u>24,995.89</u>
<u>\$2,645,420.94</u>	END OF PERIOD	<u>\$0.00</u>	<u>\$2,839.04</u>	<u>\$939,822.86</u>	<u>\$560,296.64</u>	<u>\$29,554.42</u>

JUSTICE COURT TECHNOLOGY FUND	JUSTICE COURT BUILDING SECURITY	CHILD ABUSE PREVENTION FUND	FAMILY PROTECTION FUND	GUARDIANSHIP FUND	DRUG & ALCOHOL COURT	COUNTY AND DISTRICT COURT TECHNOLOGY FUND
\$5,675.05 636.16	\$1,418.35 0.00	\$1,030.87 242.04	\$17,865.00 404.82	\$17,640.00 311.98	\$22,795.59 1,228.49	\$6,135.88 536.74
6,311.21	1,418.35	1,272.91	18,269.82	17,951.98	24,024.08	6,672.62
0.00	0.00	0.00	0.00	0.00	14,201.84	0.00
0.00	0.00	0.00	0.00	0.00	0.00	17,862.68
0.00	0.00	0.00	0.00	0.00	14,201.84	17,862.68
6,311.21	1,418.35	1,272.91	18,269.82	17,951.98	9,822.24	(11,190.06)
0.00	(1,418.35)	0.00	0.00	0.00	0.00	0.00
6,311.21	0.00	1,272.91	18,269.82	17,951.98	9,822.24	(11,190.06)
208,607.83	0.00	79,969.01	125,928.30	96,153.05	384,004.05	175,807.64
\$214,919.04	\$0.00	\$81,241.92	\$144,198.12	\$114,105.03	\$393,826.29	\$164,617.58



**TARRANT COUNTY, TEXAS  
ENTERPRISE FUNDS  
FUND DESCRIPTIONS**

**FUND 51100 – RESOURCE CONNECTION**

This fund was established to account for activities of the Resource Connection.

**FUND 51200 – OIL & GAS ROYALTY FUND**

This fund was established to account for proceeds from the lease of County mineral rights on the Resource Connection campus.




**TARRANT COUNTY, TEXAS**  
**STATEMENT OF NET POSITION**  
**ENTERPRISE FUNDS**  
**AS OF 11/30/2019**

<u>COMBINED TOTAL</u>		<u>RESOURCE CONNECTION</u>	<u>OIL &amp; GAS ROYALTY</u>
<b>ASSETS</b>			
\$3,074,803.48	CASH AND INVESTMENTS	\$1,690,682.16	\$1,384,121.32
47,610.13	OTHER RECEIVABLES (NET)	47,610.13	0.00
4,682.79	PREPAID EXPENSES & INVENTORY	4,682.79	0.00
<u>4,102,594.07</u>	FIXED ASSETS (NET)	<u>3,404,165.91</u>	<u>698,428.16</u>
<u>7,229,690.47</u>	TOTAL ASSETS	<u>5,147,140.99</u>	<u>2,082,549.48</u>
<b>DEFERRED OUTFLOWS OF RESOURCES</b>			
111,906.00	PENSION CONTRIBUTIONS AFTER MEASUREMENT DATE	111,906.00	0.00
239,259.00	DIFFERENCE IN PROJECTED & ACTUAL PENSION EARNINGS	239,259.00	0.00
21,226.00	CHANGES IN PENSION ASSUMPTIONS	21,226.00	0.00
<u>24,849.00</u>	OPEB CONTRIBUTIONS AFTER MEASUREMENT DATE	<u>24,849.00</u>	<u>0.00</u>
<u>397,240.00</u>	TOTAL DEFERRED OUTFLOWS OF RESOURCES	<u>397,240.00</u>	<u>0.00</u>
<b>LIABILITIES</b>			
71,415.27	ACCOUNTS PAYABLE	70,833.14	582.13
38,300.93	OTHER LIABILITIES	38,300.93	0.00
606,576.89	ADVANCE FROM CAPITAL PROJECTS FUND	606,576.89	0.00
20,937.73	UNEARNED REVENUE	20,937.73	0.00
969,303.00	NET PENSION LIABILITY	969,303.00	0.00
522,912.00	OTHER POST EMPLOYMENT BENEFIT LIABILITY	522,912.00	0.00
<u>125,658.95</u>	COMPENSATED ABSENCES	<u>125,658.95</u>	<u>0.00</u>
<u>2,355,104.77</u>	TOTAL LIABILITIES	<u>2,354,522.64</u>	<u>582.13</u>
<b>DEFERRED INFLOWS OF RESOURCES</b>			
55,897.00	DIFFERENCE IN EXPECTED & ACTUAL PENSION EXPERIENCE	55,897.00	0.00
19,734.00	CHANGES IN PENSION ASSUMPTIONS	19,734.00	0.00
139,995.00	DIFFERENCE IN EXPECTED & ACTUAL OPEB EXPERIENCE	139,995.00	0.00
<u>101,755.00</u>	CHANGES IN OPEB ASSUMPTIONS	<u>101,755.00</u>	<u>0.00</u>
<u>317,381.00</u>	TOTAL DEFERRED INFLOWS OF RESOURCES	<u>317,381.00</u>	<u>0.00</u>
<b>NET POSITION</b>			
<u>4,954,444.70</u>	NET POSITION	<u>2,872,477.35</u>	<u>2,081,967.35</u>
<u><u>\$4,954,444.70</u></u>	TOTAL NET POSITION	<u><u>\$2,872,477.35</u></u>	<u><u>\$2,081,967.35</u></u>

**TARRANT COUNTY, TEXAS**  
**COMBINING STATEMENT OF REVENUES, EXPENSES**  
**AND CHANGES IN FUND NET POSITION**  
**ENTERPRISE FUNDS**  
**FOR THE TWO (2) MONTHS ENDED 11/30/2019**

<u>COMBINED TOTAL</u>		<u>RESOURCE CONNECTION</u>	<u>OIL &amp; GAS ROYALTY</u>
	<b>OPERATING REVENUES:</b>		
\$522,227.58	BUILDING RENTALS	\$522,227.58	\$0.00
<u>7,129.88</u>	OTHER REVENUES	<u>449.35</u>	<u>6,680.53</u>
529,357.46	TOTAL OPERATING REVENUES	522,676.93	6,680.53
	<b>OPERATING EXPENSES:</b>		
205,949.85	PERSONNEL	205,949.85	0.00
263,249.34	BUILDING AND EQUIPMENT	208,706.34	54,543.00
51,976.86	DEPRECIATION AND AMORTIZATION	38,860.61	13,116.25
<u>5,634.95</u>	OTHER EXPENSES	<u>5,634.95</u>	<u>0.00</u>
<u>526,811.00</u>	TOTAL OPERATING EXPENSES	<u>459,151.75</u>	<u>67,659.25</u>
2,546.46	OPERATING INCOME (LOSS)	63,525.18	(60,978.72)
	<b>NON-OPERATING REVENUE (EXPENSE):</b>		
<u>9,301.18</u>	INTEREST INCOME	<u>5,046.13</u>	<u>4,255.05</u>
11,847.64	NET INCOME (LOSS) BEFORE TRANSFERS	68,571.31	(56,723.67)
	<b>OPERATING TRANSFERS:</b>		
0.00	OPERATING TRANSFERS IN	0.00	0.00
<u>0.00</u>	OPERATING TRANSFERS OUT	<u>0.00</u>	<u>0.00</u>
11,847.64	NET INCOME (LOSS)	68,571.31	(56,723.67)
	<b>NET POSITION:</b>		
<u>4,942,597.06</u>	BEGINNING OF PERIOD	<u>2,803,906.04</u>	<u>2,138,691.02</u>
<u><u>\$4,954,444.70</u></u>	END OF PERIOD	<u><u>\$2,872,477.35</u></u>	<u><u>\$2,081,967.35</u></u>



**TARRANT COUNTY, TEXAS  
INTERNAL SERVICE FUNDS  
FUND DESCRIPTIONS**

**FUND 61500 - SELF INSURANCE FUND**

This fund was established to account for expenditures of bond proceeds received in fiscal year 1998 for the county self insured general liability claims.

**FUND 61900 - WORKERS COMPENSATION**

This fund was established to account for workers compensation claims. Prior to the establishment of fund 615, this fund was used for general liability and automobile/property damage claims.

**FUND 62100 - COUNTY CLERK PROFESSIONAL LIABILITY FUND**

This fund was established to account for the County Clerk's errors and omissions self insurance.

**FUND 62200 - DISTRICT CLERK PROFESSIONAL LIABILITY FUND**

This fund was established to account for the District Clerk's errors and omissions self insurance.

**FUND 65100 - EMPLOYEE BENEFITS FUND**

This fund was established to account for Tarrant County employee benefits.

**TARRANT COUNTY, TEXAS**  
**STATEMENT OF NET POSITION**  
**INTERNAL SERVICE FUNDS**  
**AS OF 11/30/2019**

<u>COMBINED TOTAL</u>		<u>SELF INSURANCE</u>	<u>WORKERS COMPENSATION</u>	<u>COUNTY CLERK PROFESSIONAL LIABILITY</u>
<b>ASSETS</b>				
\$27,484,363.15	CASH AND INVESTMENTS	\$1,897,021.70	\$2,455,046.13	\$711,395.99
2,555,482.43	OTHER RECEIVABLES	974.78	1,221.75	0.00
<u>241,000.00</u>	PREPAID EXPENSES AND INVENTORY	<u>0.00</u>	<u>0.00</u>	<u>0.00</u>
<u>30,280,845.58</u>	TOTAL ASSETS	<u>1,897,996.48</u>	<u>2,456,267.88</u>	<u>711,395.99</u>
<b>LIABILITIES</b>				
1,531,860.12	ACCOUNTS PAYABLE	13,913.78	2,930.08	0.00
13,067,759.48	OTHER LIABILITIES	1,453,783.00	7,571,749.00	0.00
<u>90,450.96</u>	UNEARNED REVENUE	<u>0.00</u>	<u>0.00</u>	<u>0.00</u>
<u>14,690,070.56</u>	TOTAL LIABILITIES	<u>1,467,696.78</u>	<u>7,574,679.08</u>	<u>0.00</u>
<b>NET POSITION</b>				
<u>15,590,775.02</u>	NET POSITION	<u>430,299.70</u>	<u>(5,118,411.20)</u>	<u>711,395.99</u>
<u>\$15,590,775.02</u>	TOTAL NET POSITION	<u>\$430,299.70</u>	<u>(\$5,118,411.20)</u>	<u>\$711,395.99</u>

<u>DISTRICT CLERK PROFESSIONAL LIABILITY</u>	<u>EMPLOYEE BENEFITS</u>
\$596,110.54	\$21,824,788.79
0.00	2,553,285.90
0.00	241,000.00
<u>596,110.54</u>	<u>24,619,074.69</u>
0.00	1,515,016.26
0.00	4,042,227.48
0.00	90,450.96
<u>0.00</u>	<u>5,647,694.70</u>
<u>596,110.54</u>	<u>18,971,379.99</u>
<u>\$596,110.54</u>	<u>\$18,971,379.99</u>

**TARRANT COUNTY, TEXAS**  
**COMBINING STATEMENT OF REVENUES, EXPENSES**  
**AND CHANGES IN FUND NET POSITION**  
**INTERNAL SERVICE FUNDS**  
**FOR THE TWO (2) MONTHS ENDED 11/30/2019**

<u>COMBINED TOTAL</u>		<u>SELF INSURANCE</u>	<u>WORKERS COMPENSATION</u>	<u>COUNTY CLERK PROFESSIONAL LIABILITY</u>
	<b>OPERATING REVENUES:</b>			
\$3,692,325.61	USER FEES	\$0.00	\$0.00	\$0.00
10,363,944.10	COUNTY CONTRIBUTIONS	0.00	391,434.54	0.00
<u>1,004,562.16</u>	OTHER REVENUES	<u>0.00</u>	<u>2,069.99</u>	<u>0.00</u>
15,060,831.87	TOTAL OPERATING REVENUES	0.00	393,504.53	0.00
	<b>OPERATING EXPENSES:</b>			
26,055.71	PERSONNEL	0.00	0.00	0.00
19,165.63	BUILDING AND EQUIPMENT	18,560.00	0.00	0.00
13,357,714.61	SELF INSURANCE CLAIMS	12,354.18	425,797.83	0.00
1,239,136.69	INSURANCE PREMIUMS	0.00	0.00	0.00
988,866.35	ADMINISTRATION	0.00	0.00	0.00
<u>123,735.04</u>	OTHER EXPENSES	<u>11,252.46</u>	<u>11,828.58</u>	<u>0.00</u>
<u>15,754,674.03</u>	TOTAL OPERATING EXPENSES	<u>42,166.64</u>	<u>437,626.41</u>	<u>0.00</u>
(693,842.16)	OPERATING INCOME (LOSS)	(42,166.64)	(44,121.88)	0.00
	<b>NON-OPERATING REVENUE (EXPENSE):</b>			
<u>81,175.80</u>	INTEREST INCOME	<u>5,432.63</u>	<u>7,036.76</u>	<u>2,133.02</u>
(612,666.36)	NET INCOME (LOSS) BEFORE TRANSFERS	(36,734.01)	(37,085.12)	2,133.02
	<b>OPERATING TRANSFERS:</b>			
375,000.00	OPERATING TRANSFERS IN	375,000.00	0.00	0.00
<u>0.00</u>	OPERATING TRANSFERS OUT	<u>0.00</u>	<u>0.00</u>	<u>0.00</u>
(237,666.36)	NET INCOME (LOSS)	338,265.99	(37,085.12)	2,133.02
	<b>NET POSITION:</b>			
<u>15,828,441.38</u>	BEGINNING OF PERIOD	<u>92,033.71</u>	<u>(5,081,326.08)</u>	<u>709,262.97</u>
<u>\$15,590,775.02</u>	END OF PERIOD	<u>\$430,299.70</u>	<u>(\$5,118,411.20)</u>	<u>\$711,395.99</u>

<u>DISTRICT CLERK PROFESSIONAL LIABILITY</u>	<u>EMPLOYEE BENEFITS</u>
\$5.00	\$3,692,320.61
0.00	9,972,509.56
<u>0.00</u>	<u>1,002,492.17</u>
5.00	14,667,322.34
0.00	26,055.71
0.00	605.63
0.00	12,919,562.60
0.00	1,239,136.69
0.00	988,866.35
<u>0.00</u>	<u>100,654.00</u>
<u>0.00</u>	<u>15,274,880.98</u>
5.00	(607,558.64)
<u>1,787.35</u>	<u>64,786.04</u>
1,792.35	(542,772.60)
0.00	0.00
<u>0.00</u>	<u>0.00</u>
1,792.35	(542,772.60)
<u>594,318.19</u>	<u>19,514,152.59</u>
<u>\$596,110.54</u>	<u>\$18,971,379.99</u>





**TARRANT COUNTY**  
**BUDGETARY INFORMATION**



**TARRANT COUNTY, TEXAS**  
**SUMMARY BUDGET VERSUS ACTUAL (BUDGET BASIS) REVENUE AND EXPENDITURES**  
**TAX SUPPORTED FUNDS**  
**FOR THE TWO (2) MONTHS ENDED 11/30/2019**

	CURRENT MONTH ACTUAL	YTD ACTUAL	BUDGET	PERCENT	LAST YEAR PERCENT
<b><u>GENERAL FUND</u></b>					
REVENUES:					
Taxes	\$27,156,954	\$40,536,226	\$426,997,116	9.49%	9.56%
Licenses	117,475	162,420	1,154,400	14.07%	11.22%
Fees of Office	2,968,799	5,927,552	61,826,000	9.59%	9.42%
Intergovernmental	310,564	3,208,668	23,382,171	13.72%	13.97%
Investment Income	108,588	259,432	3,005,000	8.63%	8.90%
Other Revenues	648,470	1,901,517	9,725,900	19.55%	15.00%
Transfers	47,003	101,864	650,000	15.67%	15.51%
Contingent			5,000,000		
Cash Carryforward		83,076,178	74,627,006		
	<u>\$31,357,853</u>	<u>\$135,173,857</u>	<u>\$606,367,593</u>	<u>22.29%</u>	<u>22.07%</u>
EXPENDITURES:					
Personnel	\$28,488,710	\$58,051,737	\$367,433,160	15.80%	16.21%
Other	8,413,847	40,818,389	108,166,856	37.74%	37.97%
Transfers	4,162,213	8,947,788	52,807,095	16.94%	17.15%
Grant Match and Subsidy	306,050	326,706	4,480,517	7.29%	1.02%
Undesignated			5,850,417		
Contingent			5,000,000		
Reserves			62,629,548		
	<u>\$41,370,820</u>	<u>\$108,144,619</u>	<u>\$606,367,593</u>	<u>17.83%</u>	<u>18.65%</u>
<b><u>ROAD &amp; BRIDGE FUND</u></b>					
REVENUES:					
Taxes	\$20	\$44	\$0	OVER 100%	OVER 100%
Fees of Office	1,597,960	2,567,730	18,823,600	13.64%	13.50%
Intergovernmental	0	30,427	55,400	54.92%	55.35%
Investment Income	17,009	37,711	177,000	21.31%	13.78%
Other Revenues	1,498	49,760	277,000	17.96%	18.16%
Transfers	957,899	1,915,797	11,494,783	16.67%	16.67%
Cash Carryforward		9,354,648	7,652,750		
	<u>\$2,574,386</u>	<u>\$13,956,117</u>	<u>\$38,480,533</u>	<u>36.27%</u>	<u>36.28%</u>
EXPENDITURES:					
Personnel	\$1,639,518	\$3,374,753	\$22,177,265	15.22%	15.47%
Other	219,526	2,650,767	16,003,268	16.56%	28.02%
Undesignated			300,000		
	<u>\$1,859,044</u>	<u>\$6,025,520</u>	<u>\$38,480,533</u>	<u>15.66%</u>	<u>19.29%</u>
<b><u>DEBT SERVICE FUND</u></b>					
REVENUES:					
Taxes	\$2,099,745	\$3,137,736	\$33,899,412	9.26%	9.34%
Investment Income	4,166	6,829	289,525	2.36%	3.62%
Cash Carryforward		1,215,854	1,016,725		
	<u>\$2,103,911</u>	<u>\$4,360,419</u>	<u>\$35,205,662</u>	<u>12.39%</u>	<u>13.49%</u>
EXPENDITURES:					
Principal	\$0	\$0	\$25,930,000	0.00%	0.00%
Interest	0	0	8,269,662	0.00%	0.00%
Other Expenditures	0	3,800	6,000	63.33%	63.33%
Reserves			1,000,000		
	<u>\$0</u>	<u>\$3,800</u>	<u>\$35,205,662</u>	<u>0.01%</u>	<u>0.01%</u>

**TARRANT COUNTY, TEXAS  
GENERAL FUND FEES OF OFFICE ANALYSIS  
FOR THE TWO (2) MONTHS ENDED 11/30/2019  
(BUDGET BASIS)**

<u>FEE OFFICE</u>	<u>ACTUAL REVENUE</u>	<u>ANNUAL BUDGET</u>	<u>PERCENT COLLECTED</u>	<u>LAST YEAR PERCENT</u>
Tax Assessor/Collector	\$1,107,214	\$34,849,800	3.18%	3.13%
County Clerk	2,106,899	11,232,700	18.76%	16.72%
Sheriff	101,802	611,100	16.66%	15.98%
Constable 1	159,550	900,000	17.73%	20.19%
Constable 2	179,549	800,000	22.44%	22.43%
Constable 3	123,638	700,000	17.66%	14.14%
Constable 4	97,325	580,000	16.78%	19.79%
Constable 5	56,107	325,000	17.26%	19.69%
Constable 6	100,454	525,000	19.13%	21.16%
Constable 7	122,767	700,000	17.54%	20.35%
Constable 8	135,859	750,000	18.11%	21.08%
District Clerk	753,866	4,503,000	16.74%	17.20%
Domestic Relations	163,142	1,350,500	12.08%	11.94%
District Attorney	20,510	115,000	17.83%	17.61%
Justice of Peace 1	40,391	210,000	19.23%	18.62%
Justice of Peace 2	50,678	225,000	22.52%	21.55%
Justice of Peace 3	32,586	160,000	20.37%	16.40%
Justice of Peace 4	33,335	190,000	17.54%	17.19%
Justice of Peace 5	30,029	100,000	30.03%	14.61%
Justice of Peace 6	46,386	225,000	20.62%	20.01%
Justice of Peace 7	47,499	225,000	21.11%	18.91%
Justice of Peace 8	27,226	150,000	18.15%	21.47%
County Courts	3,145	20,000	15.73%	17.58%
Elections	198	1,900	10.41%	19.66%
Medical Examiner	348,979	2,150,000	16.23%	17.00%
Other	38,420	227,000	16.93%	12.56%
<b>TOTAL</b>	<b>\$5,927,552</b>	<b>\$61,826,000</b>	<b>9.59%</b>	<b>9.42%</b>
RATABLE COLLECTION PERCENTAGE			<u>16.67%</u>	

**TARRANT COUNTY, TEXAS**  
**BUDGET REPORT**  
**FOR THE TWO (2) MONTHS ENDED 11/30/2019**

	<b>CURRENT MONTH EXPENDITURES</b>	<b>ENCUMBRANCES AND COMMITMENTS</b>	<b>TOTAL EXPENDITURES ENCUMBRANCES &amp; COMMITMENTS</b>	<b>TOTAL BUDGET</b>	<b>UNEXPENDED BUDGET</b>	<b>% BUDGET USED</b>
<b>GENERAL FUND</b>						
County Judge	84,291.98	69.15	184,036.07	1,120,003.00	935,966.93	16.43%
County Administrator	186,126.35	6,601.00	396,148.83	2,810,928.00	2,414,779.17	14.09%
Non-Departmental	4,979,213.07	1,190,139.59	11,815,285.97	65,526,079.00	53,710,793.03	18.03%
Auditor	597,518.92	3,760.27	1,234,906.46	7,890,095.00	6,655,188.54	15.65%
Budget/Risk Management	45,718.27	371.44	89,448.31	919,496.00	830,047.69	9.73%
Tax Assessor / Collector	1,209,495.63	816,734.89	3,341,290.92	16,741,080.00	13,399,789.08	19.96%
Elections Administration	735,928.22	59,602.25	1,400,950.66	7,628,166.00	6,227,215.34	18.37%
Information Technology	5,453,653.73	2,090,205.45	10,562,846.34	44,896,368.00	34,333,521.66	23.53%
Human Resources	248,975.14	25,685.50	543,989.37	3,658,188.00	3,114,198.63	14.87%
Purchasing	191,060.20	5,017.64	404,610.77	2,463,764.00	2,059,153.23	16.42%
Facilities	377,274.47	485,198.92	1,228,754.74	5,388,133.00	4,159,378.26	22.80%
Sheriff	3,973,782.64	927,277.62	9,137,486.59	51,970,178.00	42,832,691.41	17.58%
Sheriff - Confinement	6,779,907.12	9,132,154.73	22,723,465.40	92,537,516.00	69,814,050.60	24.56%
Constable Precinct 1	115,620.45	852.79	239,391.60	1,456,259.00	1,216,867.40	16.44%
Constable Precinct 2	105,577.04	9,224.35	230,363.83	1,391,637.00	1,161,273.17	16.55%
Constable Precinct 3	125,711.20	20,009.34	276,059.60	1,576,193.00	1,300,133.40	17.51%
Constable Precinct 4	96,788.82	4,389.49	197,912.27	1,159,310.00	961,397.73	17.07%
Constable Precinct 5	77,099.85	9,168.59	166,953.90	977,626.00	810,672.10	17.08%
Constable Precinct 6	80,041.93	16,217.56	181,169.98	1,011,451.00	830,281.02	17.91%
Constable Precinct 7	115,921.47	10,284.96	243,697.92	1,507,219.00	1,263,521.08	16.17%
Constable Precinct 8	100,478.43	18,920.52	228,667.39	1,348,988.00	1,120,320.61	16.95%
Medical Examiner	792,702.67	1,614,425.66	3,507,047.12	10,625,381.00	7,118,333.88	33.01%
Fire Marshal	36,706.63	-	74,839.95	473,003.00	398,163.05	15.82%
Community Supervision	137,483.92	-	523,235.94	3,887,218.00	3,363,982.06	13.46%
Juvenile Services	1,530,651.50	1,364,719.52	4,421,818.43	20,287,530.00	15,865,711.57	21.80%
Buildings	1,684,800.62	4,612,402.88	7,274,687.41	25,296,093.00	18,021,405.59	28.76%
17TH District Court	25,496.79	311.80	54,234.81	325,629.00	271,394.19	16.66%
48TH District Court	23,974.05	-	50,751.54	305,821.00	255,069.46	16.60%
67TH District Court	24,726.62	-	50,703.94	306,352.00	255,648.06	16.55%
96TH District Court	24,323.40	-	50,748.55	304,547.00	253,798.45	16.66%
141ST District Court	24,095.82	146.65	50,086.14	301,755.00	251,668.86	16.60%
153RD District Court	24,563.11	-	51,154.27	314,461.00	263,306.73	16.27%
236TH District Court	24,024.20	-	50,778.79	310,909.00	260,130.21	16.33%
342ND District Court	24,746.62	-	51,034.01	307,440.00	256,405.99	16.60%
348TH District Court	23,718.90	-	50,588.55	304,500.00	253,911.45	16.61%
352ND District Court	23,779.80	-	49,834.60	301,119.00	251,284.40	16.55%
Criminal District Court 1	157,474.63	-	361,193.67	2,208,085.00	1,846,891.33	16.36%
Criminal District Court 2	114,738.73	155.07	271,787.40	1,723,174.00	1,451,386.60	15.77%
Criminal District Court 3	154,690.95	-	270,538.90	1,810,787.00	1,540,248.10	14.94%
Criminal District Court 4	172,494.52	-	300,478.23	1,740,344.00	1,439,865.77	17.27%
213TH District Court	343,513.19	-	573,480.11	2,191,764.00	1,618,283.89	26.17%
297TH District Court	150,900.16	-	270,647.17	1,780,045.00	1,509,397.83	15.20%
371ST District Court	161,984.96	-	315,218.59	2,085,726.00	1,770,507.41	15.11%
372ND District Court	159,173.16	-	492,765.60	1,896,296.00	1,403,530.40	25.99%
396TH District Court	221,053.77	124.33	526,196.06	2,227,007.00	1,700,810.94	23.63%
432ND District Court	127,300.93	387.48	281,612.07	2,197,584.00	1,915,971.93	12.81%
Magistrate Court	185,709.96	59,804.36	384,573.76	1,983,368.00	1,598,794.24	19.39%
231ST District Court	66,064.94	-	113,980.02	694,616.00	580,635.98	16.41%
233RD District Court	58,277.15	-	122,014.56	820,551.00	698,536.44	14.87%
322ND District Court	53,342.94	49.94	107,470.65	659,435.00	551,964.35	16.30%
323RD District Court	237,964.35	17.50	468,321.02	3,360,868.00	2,892,546.98	13.93%
324TH District Court	55,500.27	-	114,779.59	732,999.00	618,219.41	15.66%
325TH District Court	55,143.90	-	112,148.22	662,037.00	549,888.78	16.94%
360TH District Court	47,455.81	928.95	102,558.30	641,642.00	539,083.70	15.98%
Special Judges	57,879.84	-	81,565.86	392,565.00	310,999.14	20.78%
Criminal Court Administration	324,823.17	18,158.04	659,998.32	4,299,755.00	3,639,756.68	15.35%
Grand Jury	17,226.98	83.12	36,014.17	215,836.00	179,821.83	16.69%
Criminal Attorney Appointment	31,769.60	223.84	65,439.02	372,994.00	307,554.98	17.54%
Criminal Mental Health Court	64,291.40	-	117,086.05	810,761.00	693,674.95	14.44%
County Court at Law #1	49,822.57	90.00	104,196.16	647,029.00	542,832.84	16.10%
County Court at Law #2	49,653.46	247.64	104,604.31	650,676.00	546,071.69	16.08%
County Court at Law #3	40,727.21	-	85,131.04	717,471.00	632,339.96	11.87%
County Criminal Court 1	83,608.33	-	167,402.00	1,114,643.00	947,241.00	15.02%
County Criminal Court 2	85,836.08	92.69	186,622.10	1,103,849.00	917,226.90	16.91%

**TARRANT COUNTY, TEXAS**  
**BUDGET REPORT**  
**FOR THE TWO (2) MONTHS ENDED 11/30/2019**

	CURRENT MONTH EXPENDITURES	ENCUMBRANCES AND COMMITMENTS	TOTAL EXPENDITURES ENCUMBRANCES & COMMITMENTS	TOTAL BUDGET	UNEXPENDED BUDGET	% BUDGET USED
<b>GENERAL FUND (cont'd)</b>						
County Criminal Court 3	72,093.97	-	152,913.58	955,365.00	802,451.42	16.01%
County Criminal Court 4	78,918.37	10.50	173,108.40	1,039,875.00	866,766.60	16.65%
County Criminal Court 5	89,229.10	123.00	203,500.75	1,309,181.00	1,105,680.25	15.54%
County Criminal Court 6	76,435.35	-	145,148.13	871,016.00	725,867.87	16.66%
County Criminal Court 7	63,157.23	-	147,248.19	909,570.00	762,321.81	16.19%
County Criminal Court 8	98,109.98	-	150,945.05	909,050.00	758,104.95	16.60%
County Criminal Court 9	72,614.12	-	150,706.54	896,267.00	745,560.46	16.81%
County Criminal Court 10	69,254.63	-	135,817.13	825,590.00	689,772.87	16.45%
Probate Court 1	170,008.05	9.90	331,320.07	2,420,670.00	2,089,349.93	13.69%
Probate Court 2	142,323.91	1,748.50	281,490.99	2,365,140.00	2,083,649.01	11.90%
Justice of the Peace Pct 1	60,075.24	617.10	129,630.64	826,330.00	696,699.36	15.69%
Justice of the Peace Pct 2	66,190.98	120.00	134,335.63	847,998.00	713,662.37	15.84%
Justice of the Peace Pct 3	61,871.26	50.00	132,041.17	815,060.00	683,018.83	16.20%
Justice of the Peace Pct 4	60,920.05	6.48	127,332.68	804,221.00	676,888.32	15.83%
Justice of the Peace Pct 5	54,752.14	-	114,493.21	681,481.00	566,987.79	16.80%
Justice of the Peace Pct 6	62,419.19	134.55	133,987.80	818,151.00	684,163.20	16.38%
Justice of the Peace Pct 7	72,893.08	60.00	142,413.13	879,236.00	736,822.87	16.20%
Justice of the Peace Pct 8	62,247.89	550.00	131,967.07	800,808.00	668,840.93	16.48%
District Attorney	3,380,980.48	281,693.16	7,279,832.57	44,205,957.00	36,926,124.43	16.47%
District Clerk	899,023.38	11,333.58	1,872,157.61	11,849,977.00	9,977,819.39	15.80%
County Clerk	922,886.61	160,459.12	2,055,640.93	12,743,721.00	10,688,080.07	16.13%
Domestic Relations	650,463.80	879.71	1,328,586.53	8,320,587.00	6,992,000.47	15.97%
Jury Services	(100,521.95)	314,469.00	788,769.90	2,219,653.00	1,430,883.10	35.54%
Courts / Judiciary	24,287.43	-	208,834.85	2,808,137.00	2,599,302.15	7.44%
Human Services	289,964.67	348.21	600,814.39	4,598,576.00	3,997,761.61	13.07%
Child Protective Services	14,010.23	2,406,318.00	2,445,305.25	2,926,855.00	481,549.75	83.55%
Public Assistance	8,330.77	92,919.23	159,827.25	822,854.00	663,026.75	19.42%
Texas AgriLife Extension	53,749.56	676.99	112,782.26	796,166.00	683,383.74	14.17%
Veterans Services	35,077.87	743.42	72,803.59	523,827.00	451,023.41	13.90%
Historical Commission	18,599.52	-	37,354.40	243,450.00	206,095.60	15.34%
<b>10010-2020 General Fund - Cash Match</b>						
Sheriff	-	-	-	101,537.00	101,537.00	0.00%
District Attorney	3,885.14	-	8,372.31	216,819.00	208,446.69	3.86%
Historical Commission	-	-	-	39,500.00	39,500.00	0.00%
<b>10020-2020 General Fund - Oper Sub</b>						
Sheriff	25,495.04	-	25,495.04	154,281.00	128,785.96	16.53%
Juvenile Services	276,669.98	5,949.99	292,838.26	3,916,777.00	3,623,938.74	7.48%
District Attorney	-	-	-	51,603.00	51,603.00	0.00%
<b>SUBTOTAL</b>	<b>41,370,819.61</b>	<b>25,783,475.96</b>	<b>108,144,619.22</b>	<b>532,887,628.00</b>	<b>424,743,008.78</b>	<b>20.29%</b>
<b>UNDESIGNATED</b>				<b>5,850,417.00</b>	<b>5,850,417.00</b>	
<b>CONTINGENT</b>				<b>5,000,000.00</b>	<b>5,000,000.00</b>	
<b>RESERVES</b>				<b>62,629,548.00</b>	<b>62,629,548.00</b>	
<b>FUND TOTAL</b>	<b>\$ 41,370,819.61</b>	<b>\$ 25,783,475.96</b>	<b>\$ 108,144,619.22</b>	<b>\$ 606,367,593.00</b>	<b>\$ 498,222,973.78</b>	<b>17.83%</b>

**TARRANT COUNTY, TEXAS  
BUDGET REPORT  
FOR THE TWO (2) MONTHS ENDED 11/30/2019**

	<u>CURRENT MONTH EXPENDITURES</u>	<u>ENCUMBRANCES AND COMMITMENTS</u>	<u>TOTAL EXPENDITURES ENCUMBRANCES &amp; COMMITMENTS</u>	<u>TOTAL BUDGET</u>	<u>UNEXPENDED BUDGET</u>	<u>% BUDGET USED</u>
<b>ROAD AND BRIDGE (26100)</b>						
Buildings	1,743.43	3,706.70	5,873.46	45,536.00	39,662.54	12.90%
Commissioner Precinct 1	467,145.56	1,228,046.22	2,177,767.57	9,219,768.00	7,042,000.43	23.62%
Commissioner Precinct 2	279,967.52	476,726.92	1,066,717.73	5,107,667.00	4,040,949.27	20.88%
Commissioner Precinct 3	297,606.09	60,218.84	697,494.86	4,955,171.00	4,257,676.14	14.08%
Commissioner Precinct 4	498,909.13	355,293.93	1,345,537.49	7,779,022.00	6,433,484.51	17.30%
Right of Way	18,049.43	-	37,849.20	6,892,861.00	6,855,011.80	0.55%
Transportation	205,307.14	50,415.51	485,533.87	3,721,948.00	3,236,414.13	13.05%
Road & Bridge Non-Department	90,315.72	9,680.00	208,745.72	458,560.00	249,814.28	45.52%
SUBTOTAL	<u>1,859,044.02</u>	<u>2,184,088.12</u>	<u>6,025,519.90</u>	<u>38,180,533.00</u>	<u>32,155,013.10</u>	<u>15.78%</u>
UNDESIGNATED				300,000.00	300,000.00	
FUND TOTAL	<u>\$ 1,859,044.02</u>	<u>\$ 2,184,088.12</u>	<u>\$ 6,025,519.90</u>	<u>\$ 38,480,533.00</u>	<u>\$ 32,455,013.10</u>	<u>15.66%</u>
<b>DEBT SERVICE (32100)</b>						
Interest and Sinking	-	-	3,800.00	34,205,662.00	34,201,862.00	0.01%
RESERVES				1,000,000.00	1,000,000.00	
FUND TOTAL	<u>\$ -</u>	<u>\$ -</u>	<u>\$ 3,800.00</u>	<u>\$ 35,205,662.00</u>	<u>\$ 35,201,862.00</u>	<u>0.01%</u>



**TARRANT COUNTY, TEXAS**  
**SPECIAL BUDGETS**  
**BUDGET VERSUS ACTUAL (BUDGET BASIS) REVENUE**  
**FOR THE TWO (2) MONTHS ENDED 11/30/2019**

FUND #	FUND NAME	ACTUAL REVENUE	BUDGETED REVENUE	PERCENT COLLECTED
21100	Records Preservation/Automation-Filing	\$ 429,051	\$ 2,324,040	18.46%
21200	Records Preservation/Automation-Conviction	103,742	639,153	16.23%
21300	Records Preservation/Restoration	357,225	1,963,762	18.19%
21400	Court Record Preservation Fund	73,947	442,016	16.73%
21500	District Court Records Technology Fund	51,902	304,009	17.07%
22100	Courthouse Security Fund	100,446	580,000	17.32%
22300	Consumer Health Fund	180,373	1,084,871	16.63%
22400	Juvenile Delinquency Prevention	9	-	OVER 100%
22500	Alternative Dispute Resolution	77,940	463,377	16.82%
22600	Probate Contributions Fund	1,617	147,292	1.10%
22700	Justice Court Technology Fund	6,311	32,931	19.16%
22800	Justice Court Building Security	1,418	6,850	20.71%
22900	Child Abuse Prevention Fund	1,273	8,161	15.60%
23000	Family Protection	18,270	121,298	15.06%
23100	Guardianship	17,952	103,144	17.40%
23200	Drug & Alcohol Court	24,024	165,606	14.51%
23300	County and District Court Technology Fund	6,673	42,341	15.76%
24100	Law Library	237,664	1,349,094	17.62%
24200	Education Fund	4,330	25,000	17.32%
24300	Appellate Judicial System	29,216	168,502	17.34%
25100	Vehicle Inventory Tax	4,179	285,847	1.46%
45100	Non-Debt Capital	6,332,784	37,653,094	16.82%
47600	2006 Bond Election - Buildings	118,490	550,000	21.54%
47700	2006 Bond Election - Transportation	137,814	450,000	30.63%
51100	Resource Connection	527,723	3,317,953	15.91%
51200	Oil & Gas Royalty Resource Connection	10,936	110,929	9.86%
61500	Self Insurance	380,433	402,147	94.60%
61900	Workers Compensation	400,541	2,381,874	16.82%
62100	County Clerk Professional Liability	2,133	10,849	19.66%
62200	District Clerk Professional Liability	1,792	9,058	19.79%
65100	Employee Group Insurance - Medical	14,732,108	86,154,497	17.10%
D6200	DA Restitution Collection Fee	1,259	613	OVER 100%
D8300	DA Non-Drug Forfeitures	133,469	21,572	OVER 100%
D8700	CDA State Forfeiture	354	1,615	21.92%
D8800	CDA Federal Forfeiture Justice Funds	27	169	15.93%
G1100	8th Admin Judicial Region	20,439	123,000	16.62%
S8700	Sheriff's Inmate Commissary Fund	374,489	1,685,701	22.22%
S9300	Combined Narcotics Enforcement Team	4,775	250,000	1.91%
S9500	Sheriff Federal Forfeiture-Treasury Funds	603	3,737	16.13%
S9600	Sheriff Federal Forfeiture-Non DEA	3,412	1,788	OVER 100%
S9700	Sheriff Federal Forfeiture-Justice Funds	315	2,833	11.13%
T0400	Public Health	852,344	13,954,594	6.11%
T0450	Public Health 1115 Waiver	-	22,917,918	0.00%
T0500	Section 125 Forfeitures	7,286	24,177	30.14%
T0600	Children's Home Fund	315	3,057	10.31%
T0700	Bail Bond Board	500	7,500	6.67%
T0800	TDPRS - Title IVE	324	2,160	15.01%
T0900	Constable Forfeiture	54	-	OVER 100%
T0970	Constable Forfeiture - Federal	2	-	OVER 100%
T1000	Juvenile Probation District	4,158	23,246	17.89%
T1100	Unclaimed Juvenile Restitution	34	170	19.91%
T1300	Deferred Prosecution Program	12,955	113,000	11.46%
T2000	Historical Commission	13	75	17.00%
T2100	Historical Comm Archives	44	1,200	3.67%
T2300	Cemetery Fund	122	622	19.65%
T2900	Fire Marshal Code	48,773	76,000	64.18%
T3000	DA - JPS Contract	78,813	472,879	16.67%
T3100	Emergency Services District #1	14,389	91,000	15.81%

**TARRANT COUNTY, TEXAS**  
**SPECIAL BUDGETS**  
**BUDGET VERSUS ACTUAL (BUDGET BASIS) REVENUE**  
**FOR THE TWO (2) MONTHS ENDED 11/30/2019**

<u>FUND #</u>	<u>FUND NAME</u>	<u>ACTUAL REVENUE</u>	<u>BUDGETED REVENUE</u>	<u>PERCENT COLLECTED</u>
T3300	CSCD Bond Supervision Unit	669,454	4,682,218	14.30%
T3400	Courts Drug Program	29,477	169,323	17.41%
T3700	Medical Examiner Conference Fund	141	785	17.93%
T4100	PMC Insured - 340B	648,804	5,471,873	11.86%
T5200	Miscellaneous Donations-Juvenile Probation	1,277	6,107	20.91%
T5350	Donations Emergency Management	22	61	35.49%
T5600	Miscellaneous Donations - Human Services	152	586	25.94%
T5640	Human Services - Reliant Energy	18	100	17.77%
T5642	Human Services - Cirro	3	19	16.11%
T5700	Miscellaneous Donations-CPS	9,678	46,200	20.95%
T5800	Miscellaneous Donations-Health Dept	88	606	14.55%
T5960	Miscellaneous Donations-Veteran Court Program	5,387	22,539	23.90%
T6000	Miscellaneous Donations-Family Court	1,195	5,700	20.97%
T6100	Miscellaneous Donations-CRCG	20,122	450	OVER 100%
T6500	ATTF Rental Assoc Donation	1	-	OVER 100%
T7000	Sheriff's Employee Recognition and Award	4	-	OVER 100%
T7100	Contract Elections	13,155	1,196,165	1.10%

**TARRANT COUNTY, TEXAS  
BUDGET REPORT  
FOR THE TWO (2) MONTHS ENDED 11/30/2019**

	<u>CURRENT MONTH EXPENDITURES</u>	<u>ENCUMBRANCES AND COMMITMENTS</u>	<u>TOTAL EXPENDITURES ENCUMBRANCES &amp; COMMITMENTS</u>	<u>TOTAL BUDGET</u>	<u>UNEXPENDED BUDGET</u>	<u>% BUDGET USED</u>
<b>RECORDS PRESERVATION &amp; AUTOMATION - FILINGS (21100)</b>						
County Clerk	96,139.54	787,647.80	1,023,188.77	10,142,064.00	9,118,875.23	10.09%
FUND TOTAL	<u>\$ 96,139.54</u>	<u>\$ 787,647.80</u>	<u>\$ 1,023,188.77</u>	<u>\$ 10,142,064.00</u>	<u>\$ 9,118,875.23</u>	<u>10.09%</u>
<b>RECORDS PRESERVATION &amp; AUTOMATION - CONVICTIONS (21200)</b>						
Information Technology	40,381.08	12,356.47	99,021.28	1,521,631.00	1,422,609.72	6.51%
FUND TOTAL	<u>\$ 40,381.08</u>	<u>\$ 12,356.47</u>	<u>\$ 99,021.28</u>	<u>\$ 1,521,631.00</u>	<u>\$ 1,422,609.72</u>	<u>6.51%</u>
<b>RECORDS PRESERVATION &amp; RESTORATION (21300)</b>						
County Clerk	69,657.49	344,183.50	477,824.92	10,965,046.00	10,487,221.08	4.36%
FUND TOTAL	<u>\$ 69,657.49</u>	<u>\$ 344,183.50</u>	<u>\$ 477,824.92</u>	<u>\$ 10,965,046.00</u>	<u>\$ 10,487,221.08</u>	<u>4.36%</u>
<b>COURT RECORD PRESERVATION FUND (21400)</b>						
Information Technology	-	-	1,891.63	1,220,049.00	1,218,157.37	0.16%
District Clerk	29,726.95	-	58,817.54	397,370.00	338,552.46	14.80%
FUND TOTAL	<u>\$ 29,726.95</u>	<u>\$ -</u>	<u>\$ 60,709.17</u>	<u>\$ 1,617,419.00</u>	<u>\$ 1,556,709.83</u>	<u>3.75%</u>
<b>DISTRICT COURT RECORD TECHNOLOGY FUND (21500)</b>						
District Clerk	42,485.66	-	84,721.75	713,610.00	628,888.25	11.87%
FUND TOTAL	<u>\$ 42,485.66</u>	<u>\$ -</u>	<u>\$ 84,721.75</u>	<u>\$ 713,610.00</u>	<u>\$ 628,888.25</u>	<u>11.87%</u>
<b>COURTHOUSE SECURITY FUND (22100)</b>						
Non-Departmental	46,404.78	-	100,445.86	580,000.00	479,554.14	17.32%
FUND TOTAL	<u>\$ 46,404.78</u>	<u>\$ -</u>	<u>\$ 100,445.86</u>	<u>\$ 580,000.00</u>	<u>\$ 479,554.14</u>	<u>17.32%</u>
<b>CONSUMER HEALTH (22300)</b>						
Public Health	86,136.93	229.69	179,151.46	1,443,397.00	1,264,245.54	12.41%
FUND TOTAL	<u>\$ 86,136.93</u>	<u>\$ 229.69</u>	<u>\$ 179,151.46</u>	<u>\$ 1,443,397.00</u>	<u>\$ 1,264,245.54</u>	<u>12.41%</u>
<b>JUVENILE DELINQUENCY PREVENTION (22400)</b>						
Juvenile Services	-	-	-	2,828.00	2,828.00	0.00%
FUND TOTAL	<u>\$ -</u>	<u>\$ -</u>	<u>\$ -</u>	<u>\$ 2,828.00</u>	<u>\$ 2,828.00</u>	<u>0.00%</u>
<b>ADRS (22500)</b>						
Non-Departmental	-	-	-	1,303,725.00	1,303,725.00	0.00%
FUND TOTAL	<u>\$ -</u>	<u>\$ -</u>	<u>\$ -</u>	<u>\$ 1,303,725.00</u>	<u>\$ 1,303,725.00</u>	<u>0.00%</u>
<b>PROBATE CONTRIBUTIONS FUND (22600)</b>						
Probate Court 1	3,499.01	-	7,280.55	377,060.00	369,779.45	1.93%
Probate Court 2	4,056.31	-	8,448.21	274,707.00	266,258.79	3.08%
FUND TOTAL	<u>\$ 7,555.32</u>	<u>\$ -</u>	<u>\$ 15,728.76</u>	<u>\$ 651,767.00</u>	<u>\$ 636,038.24</u>	<u>2.41%</u>

**TARRANT COUNTY, TEXAS  
BUDGET REPORT  
FOR THE TWO (2) MONTHS ENDED 11/30/2019**

	<b>CURRENT MONTH EXPENDITURES</b>	<b>ENCUMBRANCES AND COMMITMENTS</b>	<b>TOTAL EXPENDITURES ENCUMBRANCES &amp; COMMITMENTS</b>	<b>TOTAL BUDGET</b>	<b>UNEXPENDED BUDGET</b>	<b>% BUDGET USED</b>
<b>JUSTICE COURT TECHNOLOGY (22700)</b>						
Information Technology	-	-	-	239,624.00	239,624.00	0.00%
<b>FUND TOTAL</b>	<b>\$ -</b>	<b>\$ -</b>	<b>\$ -</b>	<b>\$ 239,624.00</b>	<b>\$ 239,624.00</b>	<b>0.00%</b>
<b>JUSTICE COURT BLDG SECURITY (22800)</b>						
Non-Departmental	598.41	-	1,418.35	6,850.00	5,431.65	20.71%
<b>FUND TOTAL</b>	<b>\$ 598.41</b>	<b>\$ -</b>	<b>\$ 1,418.35</b>	<b>\$ 6,850.00</b>	<b>\$ 5,431.65</b>	<b>20.71%</b>
<b>CHILD ABUSE PREVENTION (22900)</b>						
Non-Departmental	-	-	-	87,200.00	87,200.00	0.00%
<b>FUND TOTAL</b>	<b>\$ -</b>	<b>\$ -</b>	<b>\$ -</b>	<b>\$ 87,200.00</b>	<b>\$ 87,200.00</b>	<b>0.00%</b>
<b>FAMILY PROTECTION (23000)</b>						
Non-Departmental	-	-	-	70,366.00	70,366.00	0.00%
323RD District Court	-	154,449.00	154,449.00	159,449.00	5,000.00	96.86%
<b>FUND TOTAL</b>	<b>\$ -</b>	<b>\$ 154,449.00</b>	<b>\$ 154,449.00</b>	<b>\$ 229,815.00</b>	<b>\$ 75,366.00</b>	<b>67.21%</b>
<b>GUARDIANSHIP (23100)</b>						
Non-Departmental	-	-	-	197,756.00	197,756.00	0.00%
<b>FUND TOTAL</b>	<b>\$ -</b>	<b>\$ -</b>	<b>\$ -</b>	<b>\$ 197,756.00</b>	<b>\$ 197,756.00</b>	<b>0.00%</b>
<b>DRUG &amp; ALCOHOL COURT (23200)</b>						
323RD District Court	-	51,483.00	51,483.00	200,000.00	148,517.00	25.74%
Criminal Court Administration	7,593.48	-	14,201.84	270,720.00	256,518.16	5.25%
<b>FUND TOTAL</b>	<b>\$ 7,593.48</b>	<b>\$ 51,483.00</b>	<b>\$ 65,684.84</b>	<b>\$ 470,720.00</b>	<b>\$ 405,035.16</b>	<b>13.95%</b>
<b>COUNTY &amp; DISTRICT COURT TECHNOLOGY FUND (23300)</b>						
Information Technology	17,642.68	11,053.90	28,916.58	207,791.00	178,874.42	13.92%
<b>FUND TOTAL</b>	<b>\$ 17,642.68</b>	<b>\$ 11,053.90</b>	<b>\$ 28,916.58</b>	<b>\$ 207,791.00</b>	<b>\$ 178,874.42</b>	<b>13.92%</b>
<b>LAW LIBRARY (24100)</b>						
Law Library	99,096.39	643,933.58	782,227.33	2,038,883.00	1,256,655.67	38.37%
Judicial Law Library	7,924.44	136,112.36	144,739.24	175,000.00	30,260.76	82.71%
<b>FUND TOTAL</b>	<b>\$ 107,020.83</b>	<b>\$ 780,045.94</b>	<b>\$ 926,966.57</b>	<b>\$ 2,213,883.00</b>	<b>\$ 1,286,916.43</b>	<b>41.87%</b>
<b>EDUCATION FUND (24200)</b>						
Sheriff	2,957.00	-	5,455.00	65,000.00	59,545.00	8.39%
Sheriff - Confinement	-	-	-	29,057.00	29,057.00	0.00%
Constable Precinct 1	-	-	-	673.00	673.00	0.00%
Constable Precinct 2	-	-	-	5,700.00	5,700.00	0.00%
Constable Precinct 3	-	-	-	34.00	34.00	0.00%
Constable Precinct 4	-	-	-	8,300.00	8,300.00	0.00%
Constable Precinct 5	-	-	-	5,600.00	5,600.00	0.00%
Constable Precinct 6	-	-	-	7,500.00	7,500.00	0.00%
Constable Precinct 7	-	-	-	6,800.00	6,800.00	0.00%
Constable Precinct 8	-	-	-	697.00	697.00	0.00%
Fire Marshal	-	-	-	184.00	184.00	0.00%
Probate Court 1	-	-	450.00	47,100.00	46,650.00	0.96%

**TARRANT COUNTY, TEXAS  
BUDGET REPORT  
FOR THE TWO (2) MONTHS ENDED 11/30/2019**

	<u>CURRENT MONTH EXPENDITURES</u>	<u>ENCUMBRANCES AND COMMITMENTS</u>	<u>TOTAL EXPENDITURES &amp; COMMITMENTS</u>	<u>TOTAL BUDGET</u>	<u>UNEXPENDED BUDGET</u>	<u>% BUDGET USED</u>
<b>EDUCATION FUND (24200) (cont'd)</b>						
Probate Court 2	985.48	-	2,752.33	42,000.00	39,247.67	6.55%
District Attorney	-	-	-	24.00	24.00	0.00%
<b>FUND TOTAL</b>	<b>\$ 3,942.48</b>	<b>\$ -</b>	<b>\$ 8,657.33</b>	<b>\$ 218,669.00</b>	<b>\$ 210,011.67</b>	<b>3.96%</b>
<b>APPELLATE JUDICIAL SYSTEM (24300)</b>						
Appeals Court	15,672.64	-	24,657.27	193,502.00	168,844.73	12.74%
<b>FUND TOTAL</b>	<b>\$ 15,672.64</b>	<b>\$ -</b>	<b>\$ 24,657.27</b>	<b>\$ 193,502.00</b>	<b>\$ 168,844.73</b>	<b>12.74%</b>
<b>VEHICLE INVENTORY TAX (25100)</b>						
Tax Assessor / Collector	7,449.41	-	14,309.02	1,678,563.00	1,664,253.98	0.85%
<b>FUND TOTAL</b>	<b>\$ 7,449.41</b>	<b>\$ -</b>	<b>\$ 14,309.02</b>	<b>\$ 1,678,563.00</b>	<b>\$ 1,664,253.98</b>	<b>0.85%</b>
<b>NON-DEBT CAPITAL (45100)</b>						
County Judge	-	-	-	2,700.00	2,700.00	0.00%
County Administrator	-	-	-	8,781.00	8,781.00	0.00%
Non-Departmental	-	-	-	7,088,980.00	7,088,980.00	0.00%
Auditor	-	-	-	15,499.00	15,499.00	0.00%
Budget/Risk Management	-	-	-	1,300.00	1,300.00	0.00%
Tax Assessor / Collector	-	-	-	75,094.00	75,094.00	0.00%
Elections Administration	-	-	-	25,211.00	25,211.00	0.00%
Information Technology	897,554.88	2,494,206.88	3,482,121.98	18,755,086.00	15,272,964.02	18.57%
Human Resources	-	-	-	3,780.00	3,780.00	0.00%
Purchasing	-	847.25	847.25	1,000.00	152.75	84.73%
Facilities	-	291,502.37	292,513.39	1,276,904.00	984,390.61	22.91%
Sheriff	-	15,096.48	19,596.48	172,225.00	152,628.52	11.38%
Sheriff - Confinement	2,231.70	27,871.71	30,103.41	34,368.00	4,264.59	87.59%
Constable Precinct 8	-	3,438.76	3,438.76	7,000.00	3,561.24	49.13%
Medical Examiner	-	51,637.24	51,637.24	616,250.00	564,612.76	8.38%
Community Supervision	-	-	-	24,350.00	24,350.00	0.00%
Juvenile Services	6,256.31	336.87	7,203.70	19,263.00	12,059.30	37.40%
Buildings	15,979.29	1,154,903.07	1,170,886.78	49,153,362.00	47,982,475.22	2.38%
297TH District Court	-	-	-	1,300.00	1,300.00	0.00%
Magistrate Court	-	-	-	2,550.00	2,550.00	0.00%
322ND District Court	-	-	-	1,264.00	1,264.00	0.00%
Criminal Court Administration	355.50	9,628.13	9,983.63	150,160.00	140,176.37	6.65%
Criminal Attorney Appointment	711.00	-	711.00	1,350.00	639.00	52.67%
Criminal Mental Health Court	-	1,117.34	1,117.34	3,850.00	2,732.66	29.02%
Probate Court 1	-	1,868.76	1,868.76	5,575.00	3,706.24	33.52%
Probate Court 2	-	-	-	1,300.00	1,300.00	0.00%
Justice of the Peace Pct 3	-	2,090.00	2,090.00	2,200.00	110.00	95.00%
Justice of the Peace Pct 4	3,026.40	-	3,026.40	3,600.00	573.60	84.07%
District Attorney	2,775.88	2,555.70	5,331.58	19,306.00	13,974.42	27.62%
District Clerk	355.50	3,776.40	4,131.90	5,400.00	1,268.10	76.52%
County Clerk	1,812.78	7,006.69	12,723.30	129,137.00	116,413.70	9.85%
Domestic Relations	-	-	-	10,233.00	10,233.00	0.00%
Courts / Judiciary	-	-	-	26,007.00	26,007.00	0.00%
Commissioner Precinct 1	-	33,816.84	33,816.84	2,622,471.00	2,588,654.16	1.29%
Commissioner Precinct 2	11,729.70	729,069.11	740,798.81	1,120,693.00	379,894.19	66.10%
Commissioner Precinct 3	5,093.00	1,588.61	6,681.61	824,616.00	817,934.39	0.81%
Commissioner Precinct 4	13,087.98	720,337.33	733,425.31	1,459,304.00	725,878.69	50.26%
Transportation	1,345.43	1,354,435.00	1,355,780.43	1,726,421.00	370,640.57	78.53%
<b>FUND TOTAL</b>	<b>\$ 962,315.35</b>	<b>\$ 6,907,130.54</b>	<b>\$ 7,969,835.90</b>	<b>\$ 85,397,890.00</b>	<b>\$ 77,428,054.10</b>	<b>9.33%</b>
<b>2006 BOND ELECTION-BUILDINGS (47600)</b>						
Non-Departmental	-	-	-	1,698,560.00	1,698,560.00	0.00%
Buildings	2,534.80	5,000.00	7,534.80	34,856,281.00	34,848,746.20	0.02%
<b>FUND TOTAL</b>	<b>\$ 2,534.80</b>	<b>\$ 5,000.00</b>	<b>\$ 7,534.80</b>	<b>\$ 36,554,841.00</b>	<b>\$ 36,547,306.20</b>	<b>0.02%</b>

**TARRANT COUNTY, TEXAS  
BUDGET REPORT  
FOR THE TWO (2) MONTHS ENDED 11/30/2019**

	<u>CURRENT MONTH EXPENDITURES</u>	<u>ENCUMBRANCES AND COMMITMENTS</u>	<u>TOTAL EXPENDITURES ENCUMBRANCES &amp; COMMITMENTS</u>	<u>TOTAL BUDGET</u>	<u>UNEXPENDED BUDGET</u>	<u>% BUDGET USED</u>
<b>2006 BOND ELECTION-TRANSPORTATION (47700)</b>						
Non-Departmental	-	-	-	3,926,809.00	3,926,809.00	0.00%
Transportation	-	-	-	25,098,264.00	25,098,264.00	0.00%
FUND TOTAL	<u>\$ -</u>	<u>\$ -</u>	<u>\$ -</u>	<u>\$ 29,025,073.00</u>	<u>\$ 29,025,073.00</u>	<u>0.00%</u>
<b>RESOURCE CONNECTION (51100)</b>						
Non-Departmental	-	-	-	846,329.00	846,329.00	0.00%
Resource Connection	243,102.83	607,015.26	1,013,446.71	3,561,833.00	2,548,386.29	28.45%
FUND TOTAL	<u>\$ 243,102.83</u>	<u>\$ 607,015.26</u>	<u>\$ 1,013,446.71</u>	<u>\$ 4,408,162.00</u>	<u>\$ 3,394,715.29</u>	<u>22.99%</u>
<b>OIL &amp; GAS ROYALTY (51200)</b>						
Resource Connection	-	38,500.00	38,500.00	1,451,183.00	1,412,683.00	2.65%
FUND TOTAL	<u>\$ -</u>	<u>\$ 38,500.00</u>	<u>\$ 38,500.00</u>	<u>\$ 1,451,183.00</u>	<u>\$ 1,412,683.00</u>	<u>2.65%</u>
<b>SELF INSURANCE (61500)</b>						
Self Insurance	16,803.24	4,734.68	25,606.10	1,807,725.00	1,782,118.90	1.42%
FUND TOTAL	<u>\$ 16,803.24</u>	<u>\$ 4,734.68</u>	<u>\$ 25,606.10</u>	<u>\$ 1,807,725.00</u>	<u>\$ 1,782,118.90</u>	<u>1.42%</u>
<b>WORKERS COMPENSATION (61900)</b>						
Self Insurance	259,273.48	-	437,626.41	4,687,621.00	4,249,994.59	9.34%
FUND TOTAL	<u>\$ 259,273.48</u>	<u>\$ -</u>	<u>\$ 437,626.41</u>	<u>\$ 4,687,621.00</u>	<u>\$ 4,249,994.59</u>	<u>9.34%</u>
<b>COUNTY CLERK PROFESSIONAL LIABILITY (62100)</b>						
County Clerk	-	-	-	719,876.00	719,876.00	0.00%
FUND TOTAL	<u>\$ -</u>	<u>\$ -</u>	<u>\$ -</u>	<u>\$ 719,876.00</u>	<u>\$ 719,876.00</u>	<u>0.00%</u>
<b>DISTRICT CLERK PROFESSIONAL LIABILITY (62200)</b>						
District Clerk	-	-	-	564,471.00	564,471.00	0.00%
FUND TOTAL	<u>\$ -</u>	<u>\$ -</u>	<u>\$ -</u>	<u>\$ 564,471.00</u>	<u>\$ 564,471.00</u>	<u>0.00%</u>
<b>EMPLOYEE INSURANCE (65100)</b>						
Non-Departmental	50,327.00	50,327.00	151,586.63	21,755,000.00	21,603,413.37	0.70%
Self Insurance	7,134,269.61	-	15,184,223.90	82,385,991.00	67,201,767.10	18.43%
FUND TOTAL	<u>\$ 7,184,596.61</u>	<u>\$ 50,327.00</u>	<u>\$ 15,335,810.53</u>	<u>\$ 104,140,991.00</u>	<u>\$ 88,805,180.47</u>	<u>14.73%</u>
<b>DISTRICT ATTORNEY RESTITUTION COLLECTION FEE (D6200)</b>						
District Attorney	-	-	-	39,593.00	39,593.00	0.00%
FUND TOTAL	<u>\$ -</u>	<u>\$ -</u>	<u>\$ -</u>	<u>\$ 39,593.00</u>	<u>\$ 39,593.00</u>	<u>0.00%</u>

**TARRANT COUNTY, TEXAS  
BUDGET REPORT  
FOR THE TWO (2) MONTHS ENDED 11/30/2019**

	<u>CURRENT MONTH EXPENDITURES</u>	<u>ENCUMBRANCES AND COMMITMENTS</u>	<u>TOTAL EXPENDITURES ENCUMBRANCES &amp; COMMITMENTS</u>	<u>TOTAL BUDGET</u>	<u>UNEXPENDED BUDGET</u>	<u>% BUDGET USED</u>
<b>CRIMINAL DISTRICT ATTORNEY STATE FORFEITURE (D8700)</b>						
District Attorney	12,597.65	18,565.42	56,960.35	1,470,280.00	1,413,319.65	3.87%
FUND TOTAL	<u>\$ 12,597.65</u>	<u>\$ 18,565.42</u>	<u>\$ 56,960.35</u>	<u>\$ 1,470,280.00</u>	<u>\$ 1,413,319.65</u>	<u>3.87%</u>
<b>CRIMINAL DISTRICT ATTORNEY FEDERAL FORFEITURE JUSTICE (D8800)</b>						
District Attorney	-	-	-	98,663.00	98,663.00	0.00%
FUND TOTAL	<u>\$ -</u>	<u>\$ -</u>	<u>\$ -</u>	<u>\$ 98,663.00</u>	<u>\$ 98,663.00</u>	<u>0.00%</u>
<b>CRIMINAL DISTRICT ATTORNEY FEDERAL FORFEITURE TREASURY (D8900)</b>						
District Attorney	-	-	-	7,112.00	7,112.00	0.00%
FUND TOTAL	<u>\$ -</u>	<u>\$ -</u>	<u>\$ -</u>	<u>\$ 7,112.00</u>	<u>\$ 7,112.00</u>	<u>0.00%</u>
<b>8TH ADMIN JUDICIAL REGION (G1100)</b>						
8th Admin Judicial Region	10,430.18	-	21,474.54	123,000.00	101,525.46	17.46%
FUND TOTAL	<u>\$ 10,430.18</u>	<u>\$ -</u>	<u>\$ 21,474.54</u>	<u>\$ 123,000.00</u>	<u>\$ 101,525.46</u>	<u>17.46%</u>
<b>SHERIFFS INMATE COMMISSARY (S8700)</b>						
Sheriff - Confinement	209,128.54	56,300.85	463,532.27	5,830,857.00	5,367,324.73	7.95%
FUND TOTAL	<u>\$ 209,128.54</u>	<u>\$ 56,300.85</u>	<u>\$ 463,532.27</u>	<u>\$ 5,830,857.00</u>	<u>\$ 5,367,324.73</u>	<u>7.95%</u>
<b>COMBINED NARCOTICS ENFORCEMENT TEAM (S9300)</b>						
Sheriff	4,843.89	61,660.47	97,717.66	330,000.00	232,282.34	29.61%
FUND TOTAL	<u>\$ 4,843.89</u>	<u>\$ 61,660.47</u>	<u>\$ 97,717.66</u>	<u>\$ 330,000.00</u>	<u>\$ 232,282.34</u>	<u>29.61%</u>
<b>SHERIFF FEDERAL FORFEITURE-TREASURY (S9500)</b>						
Sheriff	-	24,338.00	24,338.00	188,029.00	163,691.00	12.94%
FUND TOTAL	<u>\$ -</u>	<u>\$ 24,338.00</u>	<u>\$ 24,338.00</u>	<u>\$ 188,029.00</u>	<u>\$ 163,691.00</u>	<u>12.94%</u>
<b>SHERIFF DRUG FORFEITURE-NON DEA (S9600)</b>						
Sheriff	-	-	-	108,297.00	108,297.00	0.00%
FUND TOTAL	<u>\$ -</u>	<u>\$ -</u>	<u>\$ -</u>	<u>\$ 108,297.00</u>	<u>\$ 108,297.00</u>	<u>0.00%</u>
<b>SHERIFF FEDERAL FORFEITURE-JUSTICE (S9700)</b>						
Sheriff	110.97	-	528.93	102,304.00	101,775.07	0.52%
FUND TOTAL	<u>\$ 110.97</u>	<u>\$ -</u>	<u>\$ 528.93</u>	<u>\$ 102,304.00</u>	<u>\$ 101,775.07</u>	<u>0.52%</u>

**TARRANT COUNTY, TEXAS  
BUDGET REPORT  
FOR THE TWO (2) MONTHS ENDED 11/30/2019**

	<u>CURRENT MONTH EXPENDITURES</u>	<u>ENCUMBRANCES AND COMMITMENTS</u>	<u>TOTAL EXPENDITURES ENCUMBRANCES &amp; COMMITMENTS</u>	<u>TOTAL BUDGET</u>	<u>UNEXPENDED BUDGET</u>	<u>% BUDGET USED</u>
<b>PUBLIC HEALTH (T0400)</b>						
<b>T0400-2020 Public Health</b>						
Buildings	10,816.05	1,548.00	14,994.28	158,586.00	143,591.72	9.45%
Public Health	1,044,071.67	392,532.14	2,462,567.44	14,047,608.00	11,585,040.56	17.53%
<b>T0410-2020 Public Health - Cash Match</b>						
Public Health	43,180.96	893.32	88,408.61	469,964.00	381,555.39	18.81%
<b>T0420-2020 Public Health-Op Sub</b>						
Public Health	25,278.81	-	29,937.05	1,347,000.00	1,317,062.95	2.22%
<b>T0450-2020 Public Health 1115 Wavier</b>						
Non-Departmental	-	-	549,000.00	33,239,513.00	32,690,513.00	1.65%
Public Health	196,381.38	17,387.92	418,926.60	12,919,593.00	12,500,666.40	3.24%
<b>FUND TOTAL</b>	<u>\$ 1,319,728.87</u>	<u>\$ 412,361.38</u>	<u>\$ 3,563,833.98</u>	<u>\$ 62,182,264.00</u>	<u>\$ 58,618,430.02</u>	<u>5.73%</u>
<b>SECTION 125 FORFEITURES (T0500)</b>						
Self Insurance	2,697.49	42,772.50	45,476.99	1,959,656.00	1,914,179.01	2.32%
<b>FUND TOTAL</b>	<u>\$ 2,697.49</u>	<u>\$ 42,772.50</u>	<u>\$ 45,476.99</u>	<u>\$ 1,959,656.00</u>	<u>\$ 1,914,179.01</u>	<u>2.32%</u>
<b>CHILDREN'S HOME FUND (T0600)</b>						
Juvenile Services	-	-	-	73,333.00	73,333.00	0.00%
<b>FUND TOTAL</b>	<u>\$ -</u>	<u>\$ -</u>	<u>\$ -</u>	<u>\$ 73,333.00</u>	<u>\$ 73,333.00</u>	<u>0.00%</u>
<b>BAIL BOND BOARD (T0700)</b>						
Non-Departmental	1,335.00	-	1,335.00	8,500.00	7,165.00	15.71%
<b>FUND TOTAL</b>	<u>\$ 1,335.00</u>	<u>\$ -</u>	<u>\$ 1,335.00</u>	<u>\$ 8,500.00</u>	<u>\$ 7,165.00</u>	<u>15.71%</u>
<b>TDRPS - TITLE IVE (T0800)</b>						
Child Protective Services	2,816.54	1,197.75	7,217.86	99,783.00	92,565.14	7.23%
<b>FUND TOTAL</b>	<u>\$ 2,816.54</u>	<u>\$ 1,197.75</u>	<u>\$ 7,217.86</u>	<u>\$ 99,783.00</u>	<u>\$ 92,565.14</u>	<u>7.23%</u>
<b>CONSTABLE FORFEITURE (T0900)</b>						
Constable Precinct 7	-	-	-	10,124.00	10,124.00	0.00%
<b>FUND TOTAL</b>	<u>\$ -</u>	<u>\$ -</u>	<u>\$ -</u>	<u>\$ 10,124.00</u>	<u>\$ 10,124.00</u>	<u>0.00%</u>
<b>CONSTABLE FORFEITURE - FEDERAL (T0970)</b>						
Constable Precinct 7	-	-	-	571.00	571.00	0.00%
<b>FUND TOTAL</b>	<u>\$ -</u>	<u>\$ -</u>	<u>\$ -</u>	<u>\$ 571.00</u>	<u>\$ 571.00</u>	<u>0.00%</u>
<b>JUVENILE PROBATION DISTRICT (T1000)</b>						
Juvenile Services	1,302.07	1,577.52	2,879.59	236,194.00	233,314.41	1.22%
<b>FUND TOTAL</b>	<u>\$ 1,302.07</u>	<u>\$ 1,577.52</u>	<u>\$ 2,879.59</u>	<u>\$ 236,194.00</u>	<u>\$ 233,314.41</u>	<u>1.22%</u>



**TARRANT COUNTY, TEXAS  
BUDGET REPORT  
FOR THE TWO (2) MONTHS ENDED 11/30/2019**

	<u>CURRENT MONTH EXPENDITURES</u>	<u>ENCUMBRANCES AND COMMITMENTS</u>	<u>TOTAL EXPENDITURES ENCUMBRANCES &amp; COMMITMENTS</u>	<u>TOTAL BUDGET</u>	<u>UNEXPENDED BUDGET</u>	<u>% BUDGET USED</u>
<b>UNCLAIMED JUVENILE RESTITUTION (T1100)</b>						
Juvenile Services	8.45	-	8.45	11,215.00	11,206.55	0.08%
FUND TOTAL	<u>\$ 8.45</u>	<u>\$ -</u>	<u>\$ 8.45</u>	<u>\$ 11,215.00</u>	<u>\$ 11,206.55</u>	<u>0.08%</u>
<b>DEFERRED PROSECUTION (T1300)</b>						
District Attorney	4,042.88	-	7,492.88	113,000.00	105,507.12	6.63%
FUND TOTAL	<u>\$ 4,042.88</u>	<u>\$ -</u>	<u>\$ 7,492.88</u>	<u>\$ 113,000.00</u>	<u>\$ 105,507.12</u>	<u>6.63%</u>
<b>HISTORICAL COMMISSION (T2000)</b>						
Historical Commission	-	-	-	4,311.00	4,311.00	0.00%
FUND TOTAL	<u>\$ -</u>	<u>\$ -</u>	<u>\$ -</u>	<u>\$ 4,311.00</u>	<u>\$ 4,311.00</u>	<u>0.00%</u>
<b>HISTORICAL COMMISSION ARCHIVES (T2100)</b>						
Historical Commission	-	-	-	15,830.00	15,830.00	0.00%
FUND TOTAL	<u>\$ -</u>	<u>\$ -</u>	<u>\$ -</u>	<u>\$ 15,830.00</u>	<u>\$ 15,830.00</u>	<u>0.00%</u>
<b>CEMETERY FUND (T2300)</b>						
Historical Commission	-	-	-	27,417.00	27,417.00	0.00%
FUND TOTAL	<u>\$ -</u>	<u>\$ -</u>	<u>\$ -</u>	<u>\$ 27,417.00</u>	<u>\$ 27,417.00</u>	<u>0.00%</u>
<b>FIRE MARSHAL CODE (T2900)</b>						
Fire Marshal	-	-	2,009.10	183,726.00	181,716.90	1.09%
FUND TOTAL	<u>\$ -</u>	<u>\$ -</u>	<u>\$ 2,009.10</u>	<u>\$ 183,726.00</u>	<u>\$ 181,716.90</u>	<u>1.09%</u>
<b>DISTRICT ATTORNEY JPS CONTRACT (T3000)</b>						
District Attorney	37,786.39	-	78,550.09	472,879.00	394,328.91	16.61%
FUND TOTAL	<u>\$ 37,786.39</u>	<u>\$ -</u>	<u>\$ 78,550.09</u>	<u>\$ 472,879.00</u>	<u>\$ 394,328.91</u>	<u>16.61%</u>
<b>EMERGENCY SERVICES DISTRICT (T3100)</b>						
Fire Marshal	6,915.83	-	14,388.97	91,000.00	76,611.03	15.81%
FUND TOTAL	<u>\$ 6,915.83</u>	<u>\$ -</u>	<u>\$ 14,388.97</u>	<u>\$ 91,000.00</u>	<u>\$ 76,611.03</u>	<u>15.81%</u>
<b>CSCD BOND SUPERVISION UNIT (T3300)</b>						
Community Supervision	208,384.31	251,201.10	676,812.95	4,682,218.00	4,005,405.05	14.45%
FUND TOTAL	<u>\$ 208,384.31</u>	<u>\$ 251,201.10</u>	<u>\$ 676,812.95</u>	<u>\$ 4,682,218.00</u>	<u>\$ 4,005,405.05</u>	<u>14.45%</u>
<b>CRIMINAL COURTS DRUG PROGRAM (T3400)</b>						
Criminal Court Administration	5,127.92	28,275.00	45,997.30	442,290.00	396,292.70	10.40%
FUND TOTAL	<u>\$ 5,127.92</u>	<u>\$ 28,275.00</u>	<u>\$ 45,997.30</u>	<u>\$ 442,290.00</u>	<u>\$ 396,292.70</u>	<u>10.40%</u>
<b>MEDICAL EXAMINER CONFERENCE (T3700)</b>						
Medical Examiner	3.18	-	3.18	22,224.00	22,220.82	0.01%
FUND TOTAL	<u>\$ 3.18</u>	<u>\$ -</u>	<u>\$ 3.18</u>	<u>\$ 22,224.00</u>	<u>\$ 22,220.82</u>	<u>0.01%</u>

**TARRANT COUNTY, TEXAS  
BUDGET REPORT  
FOR THE TWO (2) MONTHS ENDED 11/30/2019**

	<u>CURRENT MONTH EXPENDITURES</u>	<u>ENCUMBRANCES AND COMMITMENTS</u>	<u>TOTAL EXPENDITURES ENCUMBRANCES &amp; COMMITMENTS</u>	<u>TOTAL BUDGET</u>	<u>UNEXPENDED BUDGET</u>	<u>% BUDGET USED</u>
<b>PMC INSURED - 340B (T4100)</b>						
Public Health	1,302,984.17	517,782.56	1,870,506.18	8,115,855.00	6,245,348.82	23.05%
FUND TOTAL	<u>\$ 1,302,984.17</u>	<u>\$ 517,782.56</u>	<u>\$ 1,870,506.18</u>	<u>\$ 8,115,855.00</u>	<u>\$ 6,245,348.82</u>	<u>23.05%</u>
<b>MISCELLANEOUS DONATIONS - JUVENILE PROBATION (T5200)</b>						
Juvenile Services	346.11	-	380.03	31,371.00	30,990.97	1.21%
FUND TOTAL	<u>\$ 346.11</u>	<u>\$ -</u>	<u>\$ 380.03</u>	<u>\$ 31,371.00</u>	<u>\$ 30,990.97</u>	<u>1.21%</u>
<b>DONATIONS EMERGENCY MANAGEMENT (T5350)</b>						
County Administrator	\$ -	-	-	7,049.00	7,049.00	0.00%
FUND TOTAL	<u>\$ -</u>	<u>\$ -</u>	<u>\$ -</u>	<u>\$ 7,049.00</u>	<u>\$ 7,049.00</u>	<u>0.00%</u>
<b>MISCELLANEOUS DONATIONS - HUMAN SERVICES (T5600)</b>						
Human Services	5,048.74	-	12,052.76	55,151.00	43,098.24	21.85%
FUND TOTAL	<u>\$ 5,048.74</u>	<u>\$ -</u>	<u>\$ 12,052.76</u>	<u>\$ 55,151.00</u>	<u>\$ 43,098.24</u>	<u>21.85%</u>
<b>MISCELLANEOUS DONATIONS - HUMAN SERVICES-RELIANT (T5640)</b>						
Human Services	1,253.11	-	3,114.10	8,500.00	5,385.90	36.64%
FUND TOTAL	<u>\$ 1,253.11</u>	<u>\$ -</u>	<u>\$ 3,114.10</u>	<u>\$ 8,500.00</u>	<u>\$ 5,385.90</u>	<u>36.64%</u>
<b>MISCELLANEOUS DONATIONS - HUMAN SERVICES-CIRRO (T5642)</b>						
Human Services	-	-	-	1,036.00	1,036.00	0.00%
FUND TOTAL	<u>\$ -</u>	<u>\$ -</u>	<u>\$ -</u>	<u>\$ 1,036.00</u>	<u>\$ 1,036.00</u>	<u>0.00%</u>
<b>HUMAN SERVICES-STREAM (T5644)</b>						
Human Services	34.00	-	34.00	34.00	-	100.00%
FUND TOTAL	<u>\$ 34.00</u>	<u>\$ -</u>	<u>\$ 34.00</u>	<u>\$ 34.00</u>	<u>\$ -</u>	<u>100.00%</u>
<b>HUMAN SERVICES-DIRECT ENERGY (T5646)</b>						
Human Services	-	-	1,875.71	3,700.00	1,824.29	50.69%
FUND TOTAL	<u>\$ -</u>	<u>\$ -</u>	<u>\$ 1,875.71</u>	<u>\$ 3,700.00</u>	<u>\$ 1,824.29</u>	<u>50.69%</u>
<b>MISCELLANEOUS DONATIONS - CPS (T5700)</b>						
Child Protective Services	-	-	-	52,885.00	52,885.00	0.00%
FUND TOTAL	<u>\$ -</u>	<u>\$ -</u>	<u>\$ -</u>	<u>\$ 52,885.00</u>	<u>\$ 52,885.00</u>	<u>0.00%</u>
<b>MISCELLANEOUS DONATIONS - HEALTH DEPT (T5800)</b>						
Public Health	-	-	-	26,195.00	26,195.00	0.00%
FUND TOTAL	<u>\$ -</u>	<u>\$ -</u>	<u>\$ -</u>	<u>\$ 26,195.00</u>	<u>\$ 26,195.00</u>	<u>0.00%</u>

**TARRANT COUNTY, TEXAS  
BUDGET REPORT  
FOR THE TWO (2) MONTHS ENDED 11/30/2019**

	<u>CURRENT MONTH EXPENDITURES</u>	<u>ENCUMBRANCES AND COMMITMENTS</u>	<u>TOTAL EXPENDITURES ENCUMBRANCES &amp; COMMITMENTS</u>	<u>TOTAL BUDGET</u>	<u>UNEXPENDED BUDGET</u>	<u>% BUDGET USED</u>
<b>MISCELLANEOUS DONATIONS - VETERAN COURT PROGRAM (T5960)</b>						
Veterans Diversion Court	-	10,000.00	10,000.00	62,910.00	52,910.00	15.90%
FUND TOTAL	<u>\$ -</u>	<u>\$ 10,000.00</u>	<u>\$ 10,000.00</u>	<u>\$ 62,910.00</u>	<u>\$ 52,910.00</u>	<u>15.90%</u>
<b>MISCELLANEOUS DONATIONS - FAMILY COURT SERVICES (T6000)</b>						
Domestic Relations	-	-	-	6,339.00	6,339.00	0.00%
FUND TOTAL	<u>\$ -</u>	<u>\$ -</u>	<u>\$ -</u>	<u>\$ 6,339.00</u>	<u>\$ 6,339.00</u>	<u>0.00%</u>
<b>MISCELLANEOUS DONATIONS - CRCG (T6100)</b>						
Public Assistance	4,520.82	-	10,894.16	29,493.00	18,598.84	36.94%
FUND TOTAL	<u>\$ 4,520.82</u>	<u>\$ -</u>	<u>\$ 10,894.16</u>	<u>\$ 29,493.00</u>	<u>\$ 18,598.84</u>	<u>36.94%</u>
<b>MISCELLANEOUS DONATIONS - LAW ENFORCEMENT (T6300)</b>						
Sheriff	285.49	0.71	286.20	290.00	3.80	98.69%
FUND TOTAL	<u>\$ 285.49</u>	<u>\$ 0.71</u>	<u>\$ 286.20</u>	<u>\$ 290.00</u>	<u>\$ 3.80</u>	<u>98.69%</u>
<b>ATTF RENTAL ASSOC DONATION (T6500)</b>						
Sheriff	-	-	-	239.00	239.00	0.00%
FUND TOTAL	<u>\$ -</u>	<u>\$ -</u>	<u>\$ -</u>	<u>\$ 239.00</u>	<u>\$ 239.00</u>	<u>0.00%</u>
<b>SHERIFF'S EMPLOYEE RECOGNITION AND AWARD (T7000)</b>						
Sheriff	-	-	-	1,432.00	1,432.00	0.00%
FUND TOTAL	<u>\$ -</u>	<u>\$ -</u>	<u>\$ -</u>	<u>\$ 1,432.00</u>	<u>\$ 1,432.00</u>	<u>0.00%</u>
<b>CONTRACT ELECTIONS (T7100)</b>						
Elections Administration	727,200.00	3,252.49	767,973.61	1,496,165.00	728,191.39	51.33%
FUND TOTAL	<u>\$ 727,200.00</u>	<u>\$ 3,252.49</u>	<u>\$ 767,973.61</u>	<u>\$ 1,496,165.00</u>	<u>\$ 728,191.39</u>	<u>51.33%</u>
<b>ELECTIONS CHAPTER 19 (T7300)</b>						
Elections Administration	-	-	-	15,000.00	15,000.00	0.00%
FUND TOTAL	<u>\$ -</u>	<u>\$ -</u>	<u>\$ -</u>	<u>\$ 15,000.00</u>	<u>\$ 15,000.00</u>	<u>0.00%</u>

