



Tarrant County Commissioners Court Annual Budget Presentation

JPS Health Network Fiscal Year 2025
September 4, 2024



FY2024 and FY2025 Strategic Priorities



Access

Financial
Sustainability

Workforce – Best Place to Work,
Learn, and Practice Medicine




Governor Abbott Announces Over \$6.3 Million In Workforce Grants

June 24, 2024 | Austin, Texas | [Press Release](#)

Governor Greg Abbott today announced over \$6.3 million in [Texas Talent Connection](#) grants were awarded to 20 innovative workforce skills training and job placement programs in communities across the state. Since 2015, Governor Abbott has awarded over \$50 million in Texas Talent Connection grants.

"Texas dominates the nation in job creation thanks to the strength of our young, skilled, diverse, and growing workforce," said Governor Abbott. "Continuing to meet growing workforce demands across existing and emerging industries is critical to expand opportunities for prosperity for more Texas families. Through the Texas Talent Connection Grant



- 2024 Gallup Exceptional Workplace Award Winner
- JPS Receives Office of the Governor Workforce Grant
- Market Adjustment for employees
- Workplace safety and cybersecurity



Workforce



Access

- Recognized as Best Regional Hospital for Equitable Access (U.S. News & World Report)
- New facility construction:
 - Psychiatric Emergency Center
 - Medical Home Southwest
 - Temporary Parking
 - Cook's Children/LVT
- Technology upgrades
- Partnerships
 - Tarrant Area Food Bank
 - Hear Fort Worth | Sound Care
 - Maternal Health Initiatives



BECKER'S
Hospital CFO Report




Financial Sustainability

- Named 1 of 67 Health Systems with Strong Financials (*source: Becker's Hospital CFO Report*)
- Operational efficiencies
- JPS Foundation

FY2025 Budget Considerations



JPS STRATEGIC PLAN



ORGANIZATIONAL
PRIORITIES



CAPITAL AND
OPERATIONAL NEEDS



MASTER FACILITY
PLAN NEEDS



REVENUE SOURCES
AND OPPORTUNITIES



FY 2025 Budget

- FY2025 Budget Approved by JPS Board of Managers on August 22, 2024

Strategic Investments

FY 2025 Budget

Workforce \$29 million*

- Visitor management system
- Nurse staffing pool
- Market assessment
- Health plan expense



Access \$17 million*

- Medical Home Southwest
- Las Vegas Trail Clinic
- Psychiatric Emergency Center
- Tarrant County Jail Care



Financial Sustainability \$10 million*

- Workforce management technology
- Technology optimization
- Specialty pharmacy
- Denial management
- Claims appeal software



**denotes increase dollar amount from prior fiscal year*

Volumes

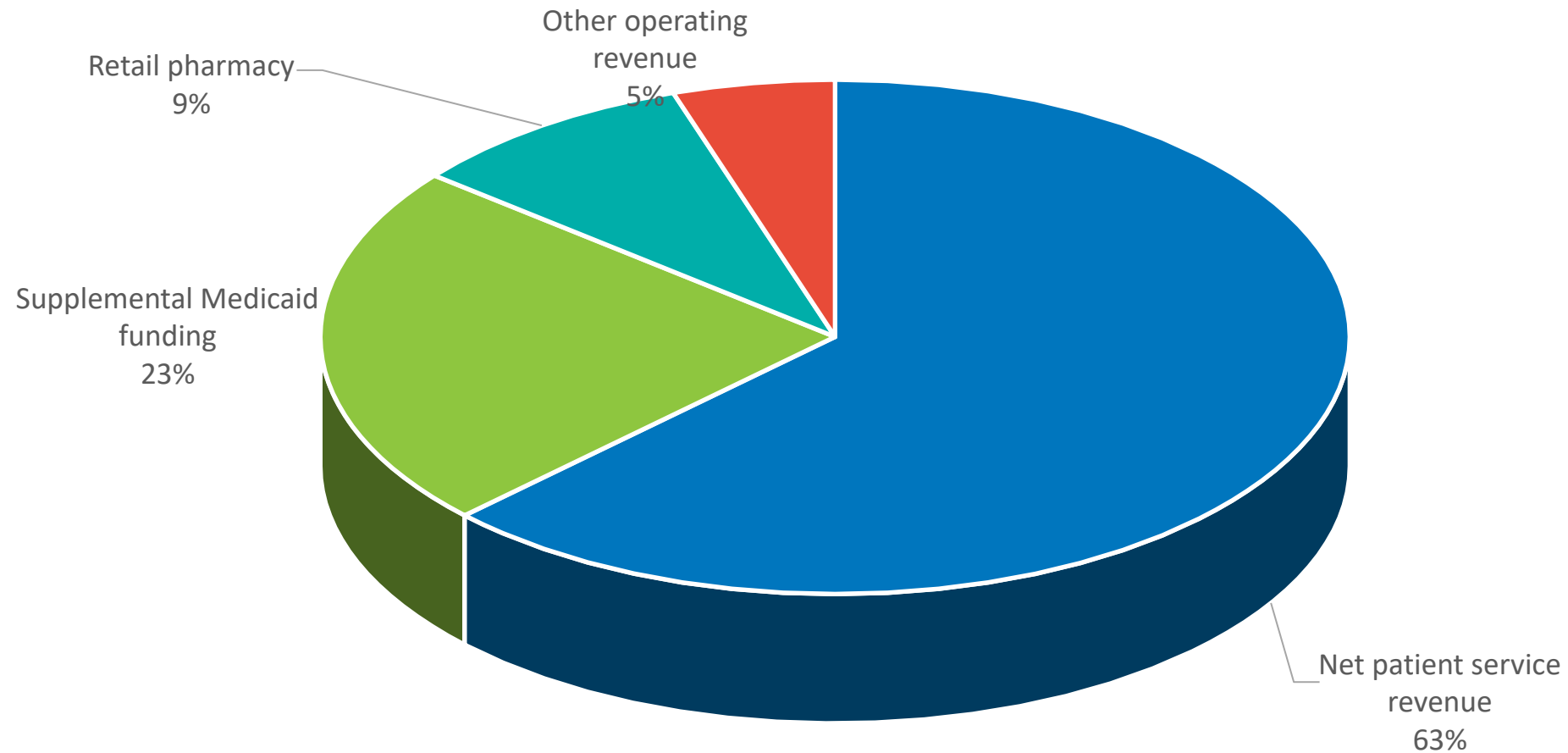
FY 2025 Budget

- Increase in outpatient primary health care clinic volumes
- Increase in behavioral health outpatient care volumes
- Increase in outpatient surgery volumes
- Increase in jail care volumes

Operating Revenues

FY 2025 Budget

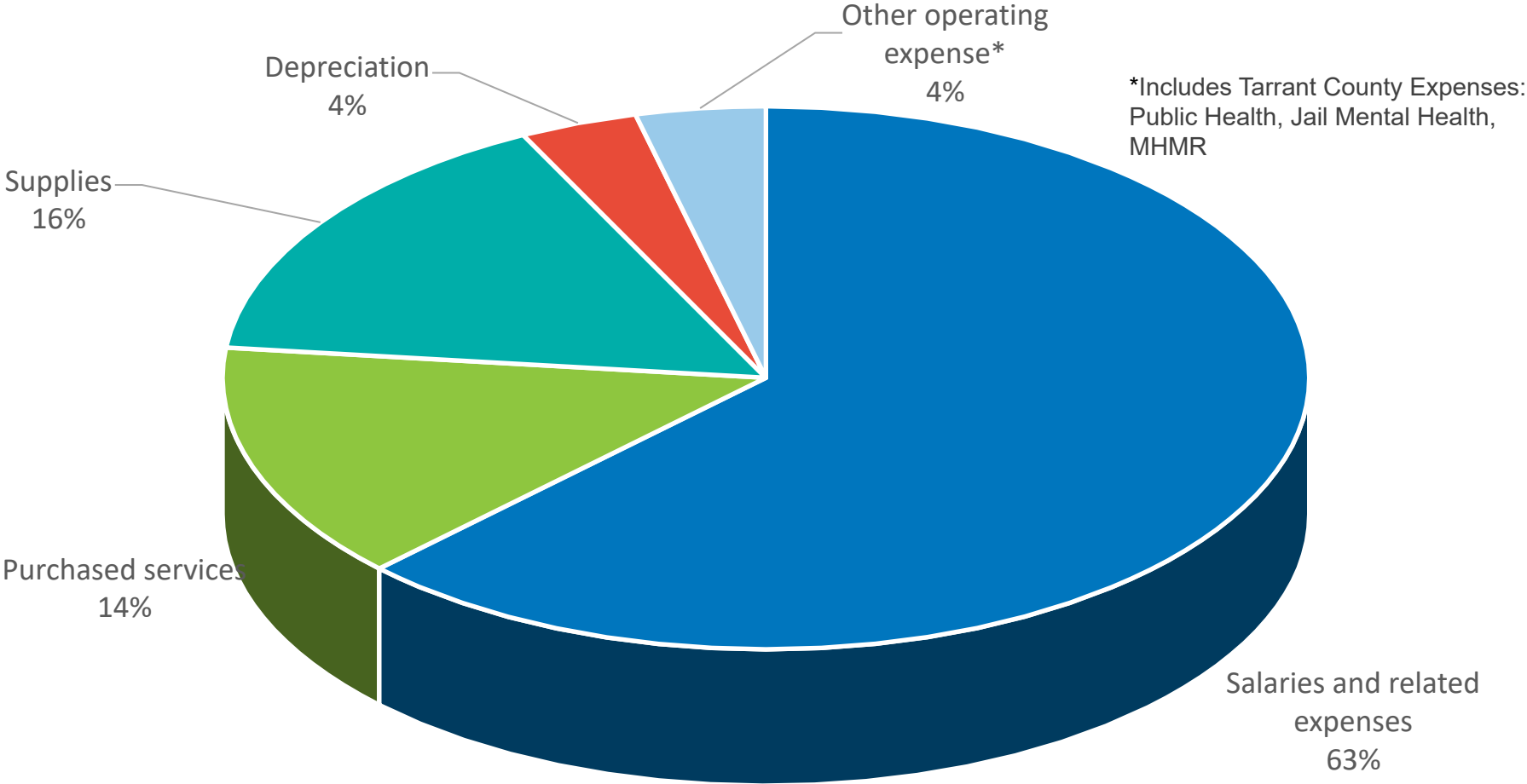
Operating revenues = \$1.2 billion



Operating Expenses

FY 2025 Budget

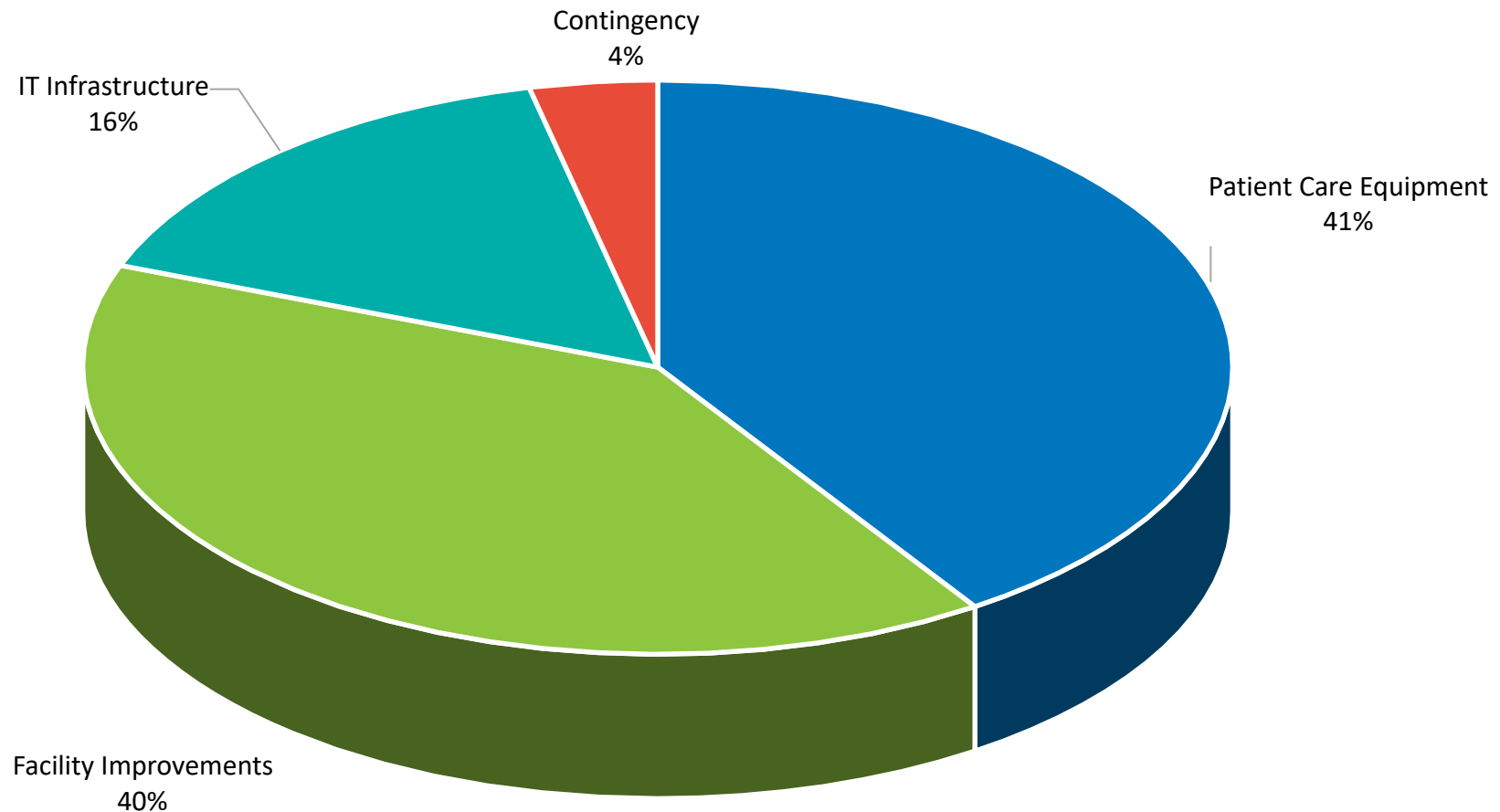
Operating expenses = \$1.65 billion



Capital Budget

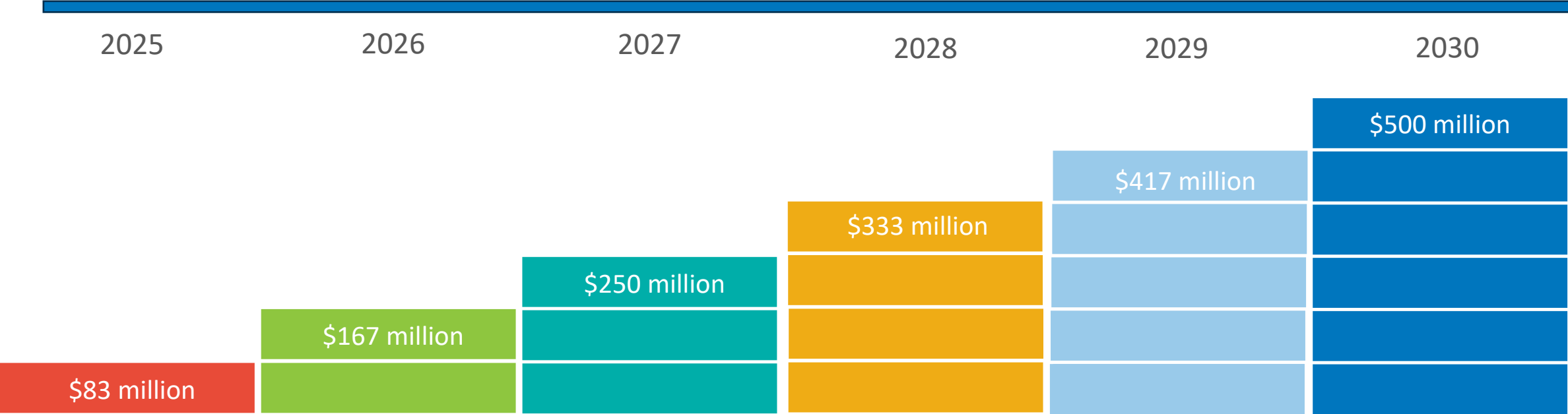
FY 2025 Budget

Total capital budget = \$55 million



JPS Future Fund

FY 2025 – FY 2030 Contribution Required



Note: Average annual contribution to the JPS Future Fund of \$83.3M is required to fund the Master Facility Plan

Consolidated Income Statement

FY 2025 Budget

	FY 2025 Budget	FY 2024 Projected	Variance	% Variance
Operating Revenues				
Net patient service revenue	\$ 752,912,267	\$ 737,191,005	\$ 15,721,261	2.1%
Supplemental Medicaid funding	275,939,640	266,997,101	8,942,539	3.3%
Retail pharmacy	109,177,748	106,674,281	2,503,467	2.3%
Other operating revenue	61,140,093	65,692,661	(4,552,568)	-6.9%
Total operating revenues	1,199,169,748	1,176,555,049	22,614,699	1.9%
Operating Expenses				
Salaries and related expenses	1,034,707,427	963,660,563	(71,046,864)	-7.4%
Purchased services	243,211,817	215,727,335	(27,484,482)	-12.7%
Supplies	254,434,275	235,715,580	(18,718,694)	-7.9%
Depreciation	55,688,729	53,415,516	(2,273,213)	-4.3%
Other operating expense	61,853,868	59,667,952	(2,185,916)	-3.7%
Total operating expenses	1,649,896,116	1,528,186,945	(121,709,170)	-8.0%
Operating Income (Loss)	(450,726,368)	(351,631,897)	(99,094,471)	-28.2%
Ad valorem tax revenue	522,912,913	535,746,137	(12,833,224)	-2.4%
Interest and financing expense	(19,767,443)	(20,393,714)	626,271	3.1%
Other nonoperating revenue	1,487,952	3,548,404	(2,060,452)	-58.1%
Investment income	98,793,255	110,924,447	(12,131,192)	-10.9%
Nonoperating Revenues and Expenses	603,426,677	629,825,274	(26,398,597)	-4.2%
Net Income	\$ 152,700,309	\$ 278,193,377	\$ (125,493,068)	-45.1%
Operating Margin	2.9%	9.2%		



JPS Health Network
Fort Worth, Texas